

# *The CTA In Motion*

*2001  
Annual  
Budget  
Departmental  
Detail and  
2001-2005  
Capital Plan*

*Chicago  
Transit  
Authority*

*Proposed*


**cta**  
take it.



**T**he Government Finance Officers Association of the United States and Canada (GFOA) presented an award of Distinguished Budget Presentation to the Chicago Transit Authority, Illinois for its annual budget for the fiscal year beginning January 1, 2000.

In order to receive this award, a governmental unit must publish a budget document that meets program criteria as a policy document, as an operations guide, as a financial plan and as a communication device.

The award is valid for a period of one year only. We believe our current budget continues to conform to program requirements, and we are submitting it to GFOA to determine its eligibility for another award.



GOVERNMENT FINANCE OFFICERS ASSOCIATION

*Distinguished  
Budget Presentation  
Award*

**PRESENTED TO  
Chicago Transit Authority,  
Illinois**

**For the Fiscal Year Beginning  
January 1, 2000**

*Douglas R. Ellsworth*  
President

*Jeffrey L. Essler*  
Executive Director

# CHICAGO TRANSIT AUTHORITY

*2001 ANNUAL BUDGET  
DEPARTMENT DETAIL &  
2001-2005 CAPITAL PROGRAM*

Proposed October 2000



Merchandise Mart Plaza, P.O. Box 3555, Chicago, Illinois 60654

## S U M M A R Y

---

The purpose of this document is two-fold: to provide department budgetary detail and to delineate the five-year capital program. To best accomplish this task, this document is divided into four main sections. The first three sections comprise the three major reporting units of CTA. Each of these sections begins with a brief department description and is followed by the accompanying department detail, including both the 2001 budget by expense category and organizational chart. The final section, Capital Detail, is presented in two parts. The first section provides a description for each project in the 2001 – 2005 Capital Program and is followed by a forecast of expenditures for major projects or project groupings.

2001 ANNUAL BUDGET AND DEPARTMENT DETAIL TABLE OF CONTENTS

---

Summary.....i

---

INTRODUCTION

---

Organization Chart .....O - 1  
Total CTA Budget.....O - 2

---

DEPARTMENT DETAIL

---

**EXECUTIVE**

Authority Governance.....O - 5  
Office of the President .....O - 7  
Office of Inspector General.....O - 9  
General Counsel.....O - 11

**TRANSIT OPERATIONS**

Department Descriptions .....O - 23  
Transit Operations Total Budget.....O - 25  
EVP Transit Operations.....O - 26  
Customer Service .....O - 28

**BUS OPERATIONS**

Bus Operations Total Budget.....O - 31  
VP Bus Operations .....O - 32  
Bus Garages/STO.....O - 34  
Bus Heavy Maintenance .....O - 38  
Engineering & Technical Services - Bus .....O - 40

**RAIL OPERATIONS**

Rail Operations Total Budget .....O - 43  
VP Rail Operations .....O - 44  
Rail Terminals/STO .....O - 46  
Rail Car Appearance .....O - 50  
Rail Heavy Maintenance .....O - 52  
Engineering & Technical Services - Rail .....O - 54

2001 ANNUAL BUDGET AND DEPARTMENT DETAIL TABLE OF CONTENTS

---

**SAFETY, SECURITY, & TRAINING**

Safety, Security, & Training Total Budget .....O - 57  
VP Safety, Security, & Training .....O - 58  
Security Services .....O - 60  
System Safety & Environmental Affairs .....O - 62  
Communication/Power Control.....O - 64  
Training & Instruction.....O - 66

**PLANNING**

Planning Total Budget .....O - 69  
Sr. VP Planning .....O - 70  
Planning .....O - 72  
Facility & ADA Planning .....O - 74

**ADMINISTRATION & PARATRANSIT**

Administration & Paratransit Total Budget.....O - 77  
Administration & Paratransit .....O - 78  
Operations Support Services.....O - 80  
Paratransit Operations .....O - 82

**CONSTRUCTION, ENGINEERING & FACILITIES**

Department Descriptions .....O - 85  
Construction, Engineering & Facilities Total Budget.....O - 87  
EVP Construction, Engineering, & Facilities .....O - 88  
Real Estate .....O - 90

**ENGINEERING, CONSTRUCTION & MAINTENANCE**

Engineering , Construction & Maintenance Total Budget .....O - 93  
VP Engineering, Construction, & Maintenance .....O - 94  
Programs/Project Control.....O - 96  
Engineering .....O - 98  
Quality Assurance .....O - 100  
Construction.....O - 102  
Graphics & Designs .....O - 104

2001 ANNUAL BUDGET AND DEPARTMENT DETAIL TABLE OF CONTENTS

---

**MAINTENANCE**

Maintenance Total Budget.....O - 107  
VP Maintenance .....O - 108  
System Maintenance Support.....O - 110  
Power & Way Maintenance .....O - 112  
Rail Station Appearance .....O - 114  
Facility Maintenance .....O - 116

**MANAGEMENT & PERFORMANCE**

Department Descriptions .....O - 118  
Management & Performance Total Budget.....O - 122  
EVP Management & Performance .....O - 123  
Communications ..... O - 125  
Government & Community Relations .....O - 127  
DBE Program/EEO/Contract Compliance .....O - 129

**FINANCE**

Finance Total Budget.....O - 132  
Sr. VP Finance/Treasurer .....O - 133  
Accounting Operations.....O - 135  
Treasury .....O - 137  
Comptroller.....O - 139  
Capital Investment .....O - 141

**HUMAN RESOURCES**

Human Resources Total Budget.....O - 144  
VP Human Resources .....O - 145  
Personnel Services.....O - 147  
Benefit Services .....O - 149  
Medical Services.....O - 151

2001 ANNUAL BUDGET AND DEPARTMENT DETAIL TABLE OF CONTENTS

---

**EMPLOYEE RELATIONS**

Employee relations Total Budget.....O - 153  
VP Employee Relations .....O - 155  
Program Compliance .....O - 157

**TECHNOLOGY DEVELOPMENT**

Technology Development Total Budget .....O - 160  
VP Technology Development .....O - 161  
Research & Development .....O - 163  
Management Information Systems .....O - 165  
Revenue Equipment Technology & Maintenance .....O - 167

**PURCHASING/WAREHOUSING**

Purchasing/Warehousing Total Budget.....O - 170  
VP Purchasing/Warehousing .....O - 171  
Quality Assurance .....O - 173  
Purchasing.....O - 175  
Purchasing & Warehousing Programs .....O - 177  
Purchasing & Warehousing Business Systems .....O - 179  
Warehouse/Stockroom.....O - 181

Pensions .....O - 183  
Non-Department.....O - 186

---

CAPITAL DETAIL

---

2001 - 2005 Program Detail.....C - 1  
CTA 2001 - 2005 Capital Program.....C - 5

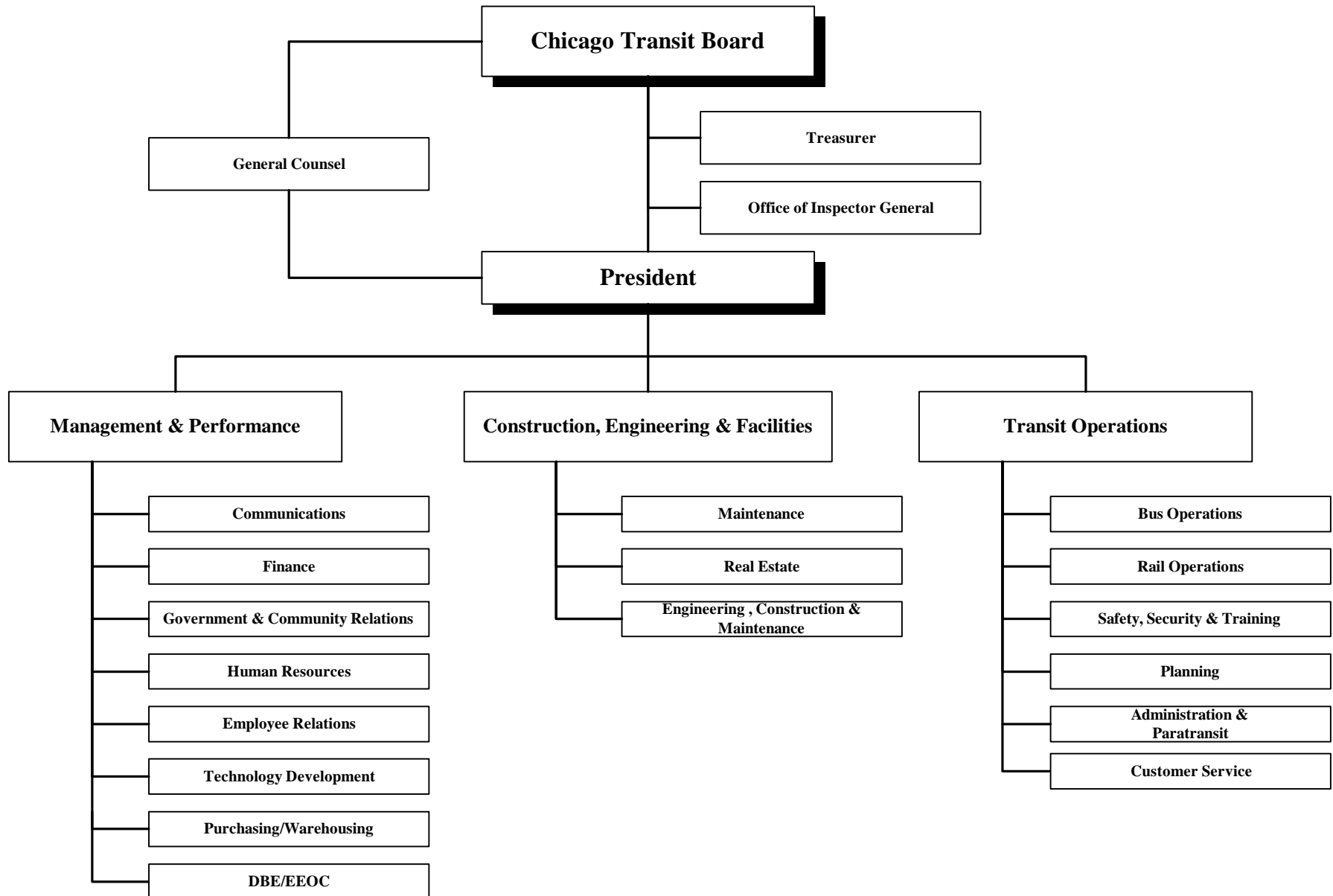


---

**We deliver quality,  
affordable transit services  
that link people, jobs,  
and communities.**

---

# Chicago Transit Authority Chart of Organization



**CHICAGO TRANSIT AUTHORITY**

2001 BUDGET BY CATEGORY

Friday, September 29, 2000

AREA 0001

	1998 Actual	1999 Actual	2000 Budget	2000 Actual 1-5	2000 Forecast 6-12	2000 Total	2001 Budget
<b>POSITIONS</b>							
FULL TIME PERM	5,744	5,463	5,772	-	5,895	5,895	5,957
PART TIME	39	58	40	-	-	-	-
FULL TIME TEMP	76	223	83	-	-	-	-
STO POSITIONS	5,443	5,399	5,399	-	5,399	5,399	5,450
<b>TOTAL POSITIONS</b>	<b>11,302</b>	<b>11,143</b>	<b>11,294</b>	<b>-</b>	<b>11,294</b>	<b>11,294</b>	<b>11,407</b>
<b>HOURS</b>							
OPERATING HOURS	20,064,969	20,384,628	20,268,202	8,442,494	11,801,673	20,244,167	20,390,969
NON-OPERATING HOURS	1,076,564	1,088,784	1,103,870	519,162	717,951	1,237,113	1,250,946
<b>TOTAL HOURS</b>	<b>21,141,533</b>	<b>21,473,412</b>	<b>21,372,072</b>	<b>8,961,656</b>	<b>12,519,624</b>	<b>21,481,280</b>	<b>21,641,915</b>
<b>OPERATING EXPENSE</b>							
LABOR	575,409,133	583,051,818	613,121,915	252,191,885	358,683,735	610,875,620	627,447,122
MATERIAL	73,341,799	73,423,738	64,744,633	29,300,219	39,367,009	68,667,228	64,801,691
FUEL - REVENUE EQUIPMENT	11,095,497	12,480,467	15,381,623	8,633,350	12,054,104	20,687,454	21,600,000
ELECTRIC POWER - REV EQUIPMENT	20,806,724	16,569,862	20,065,959	8,377,135	12,093,494	20,470,629	20,491,810
PROV FOR INJURIES AND DAMAGES	42,000,000	31,000,000	30,000,000	12,500,000	17,500,000	30,000,000	30,000,000
PURCHASE OF SECURITY SERVICES	18,711,091	20,298,906	21,007,000	7,715,675	12,425,000	20,140,675	22,864,086
PURCHASE OF PARATRANSIT SVCS	27,069,066	27,214,289	27,360,001	11,039,016	16,362,965	27,401,981	29,824,801
UTILITIES	16,687,564	15,501,101	16,287,335	7,047,432	9,839,056	16,886,488	17,278,850
MAINTENANCE & REPAIR	11,654,742	11,104,817	11,865,444	4,759,358	6,646,230	11,405,588	11,635,888
ADVERTISING & PROMOTION	3,845,639	1,008,677	2,899,436	852,365	1,729,103	2,581,468	1,980,570
CONTRACTUAL SERVICES	15,795,337	13,584,561	16,657,467	4,124,782	9,787,490	13,912,272	21,642,475
PROV FOR PASSENGER SECURITY	2,611,050	2,610,000	5,133,000	2,138,750	2,940,000	5,078,750	5,082,000
LEASES & RENTALS	8,048,075	8,512,159	8,057,728	3,507,938	4,897,865	8,405,803	8,308,881
TRAVEL, TRAINING, SEMINARS & DUES	426,498	550,033	620,856	269,571	352,402	621,973	709,768
WARRANTY AND OTHER CREDITS	-14,705,070	-13,948,693	-16,323,269	-7,054,125	-9,830,903	-16,885,028	-16,727,799
GENERAL EXPENSES	1,587,030	1,991,569	4,202,906	763,164	2,117,522	2,880,686	2,211,063
<b>TOTAL OPERATING EXPENSE</b>	<b>814,384,175</b>	<b>804,953,304</b>	<b>841,082,034</b>	<b>346,166,515</b>	<b>496,965,072</b>	<b>843,131,587</b>	<b>869,151,206</b>
<b>NON-OPERATING EXPENSE</b>							
LABOR	32,080,049	33,478,400	35,862,388	16,397,218	23,180,431	39,577,649	32,919,012
MATERIAL	6,404,203	7,075,147	11,721,226	4,080,211	4,981,751	9,061,962	7,221,927
OTHER SERVICES	93,421,603	159,165,816	179,416,402	90,348,153	126,413,463	216,761,616	356,748,422
<b>TOTAL NON-OPERATING EXPENSE</b>	<b>131,905,855</b>	<b>199,719,363</b>	<b>227,000,016</b>	<b>110,825,582</b>	<b>154,575,645</b>	<b>265,401,227</b>	<b>396,889,361</b>

---

Reliable

We will be dependable for  
our customers and  
fellow  
employees,  
and will maintain the  
highest standards of trust.

---

Results-Oriented

We will focus on getting  
the job done and will  
derive  
personal  
satisfaction from  
the service we provide.

# EXECUTIVE

---

REVENUE ENHANCEMENTS

**Improving The Product**

OPERATING EFFICIENCIES

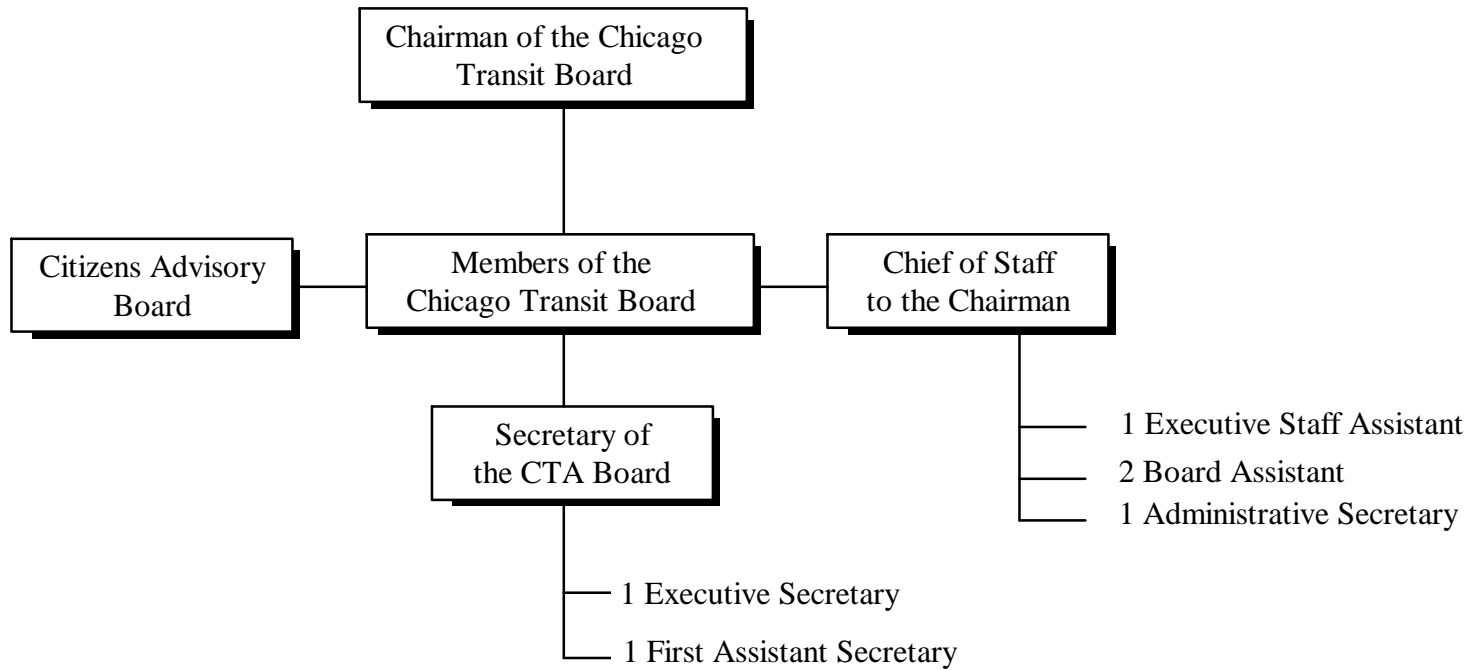
**Rebuilding The System**

GEARED FOR GROWTH

**Sustaining The Momentum**

# AUTHORITY GOVERNANCE

---



*15 Total Positions*

**CHICAGO TRANSIT AUTHORITY**

**2001 BUDGET BY CATEGORY**

Thursday, October 26, 2000

DEPARTMENT 0002

CTA BOARD

ROLLS UP TO DIVISION 0002

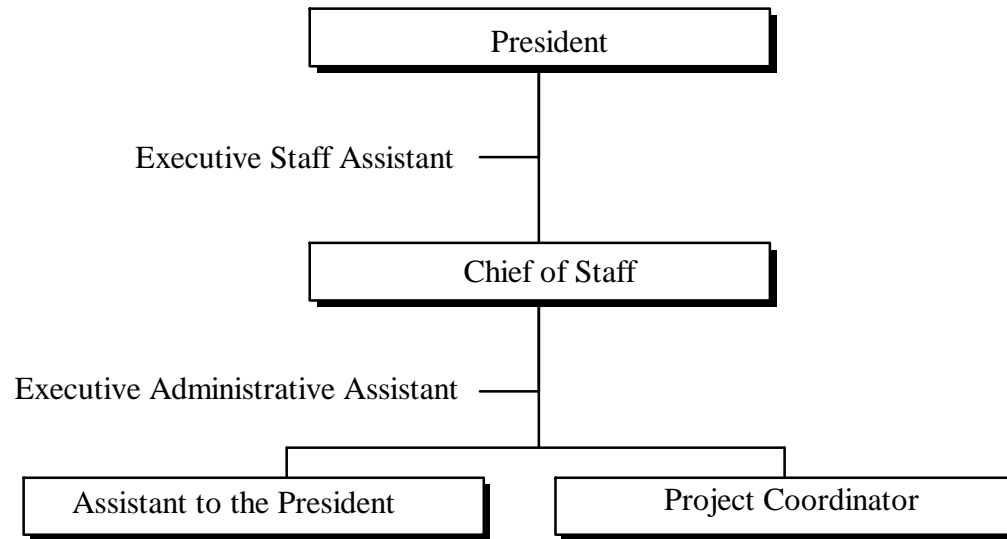
CTA BOARD

	<b>1998 Actual</b>	<b>1999 Actual</b>	<b>2000 Budget</b>	<b>2000 Actual 1-5</b>	<b>2000 Forecast 6-12</b>	<b>2000 Total</b>	<b>2001 Budget</b>
<u>POSITIONS</u>							
FULL TIME PERM	5	11	5	-	12	12	15
PART TIME	7	-	7	-	-	-	-
FULL TIME TEMP	-	-	-	-	-	-	-
STO POSITIONS	-	-	-	-	-	-	-
TOTAL POSITIONS	12	11	12	-	12	12	15
<u>HOURS</u>							
OPERATING HOURS	21,955	22,141	24,920	9,854	13,763	23,617	28,008
NON-OPERATING HOURS	-	-	-	-	-	-	-
TOTAL HOURS	21,955	22,141	24,920	9,854	13,763	23,617	28,008
<u>OPERATING EXPENSE</u>							
LABOR	658,528	699,383	717,547	305,059	425,932	730,991	918,069
MATERIAL	8,011	3,095	1,832	940	-	940	3,058
FUEL - REVENUE EQUIPMENT	-	-	-	-	-	-	-
ELECTRIC POWER - REV EQUIPMENT	-	-	-	-	-	-	-
PROV FOR INJURIES AND DAMAGES	-	-	-	-	-	-	-
PURCHASE OF SECURITY SERVICES	-	-	-	-	-	-	-
PURCHASE OF PARATRANSIT SVCS	-	-	-	-	-	-	-
UTILITIES	-	-	-	-	-	-	-
MAINTENANCE & REPAIR	-	1,725	-	-	-	-	1,725
ADVERTISING & PROMOTION	351	749	351	796	1,111	1,907	749
CONTRACTUAL SERVICES	1,955	1,257	1,955	1,277	1,783	3,060	1,125
PROV FOR PASSENGER SECURITY	-	-	-	-	-	-	-
LEASES & RENTALS	-	1,233	-	442	617	1,059	1,233
TRAVEL, TRAINING, SEMINARS & DUES	5,511	5,858	5,511	2,978	4,158	7,136	5,858
WARRANTY AND OTHER CREDITS	-	-	-	-	-	-	-
GENERAL EXPENSES	5,640	5,172	5,641	1,612	2,251	3,863	5,046
TOTAL OPERATING EXPENSE	679,996	718,472	732,837	313,104	435,852	748,956	936,863
<u>NON-OPERATING EXPENSE</u>							
LABOR	-	-	-	-	-	-	-
MATERIAL	-	-	-	-	-	-	-
OTHER SERVICES	-	-	-	-	-	-	-
TOTAL NON-OPERATING EXPENSE	-	-	-	-	-	-	-



# OFFICE OF THE PRESIDENT

---

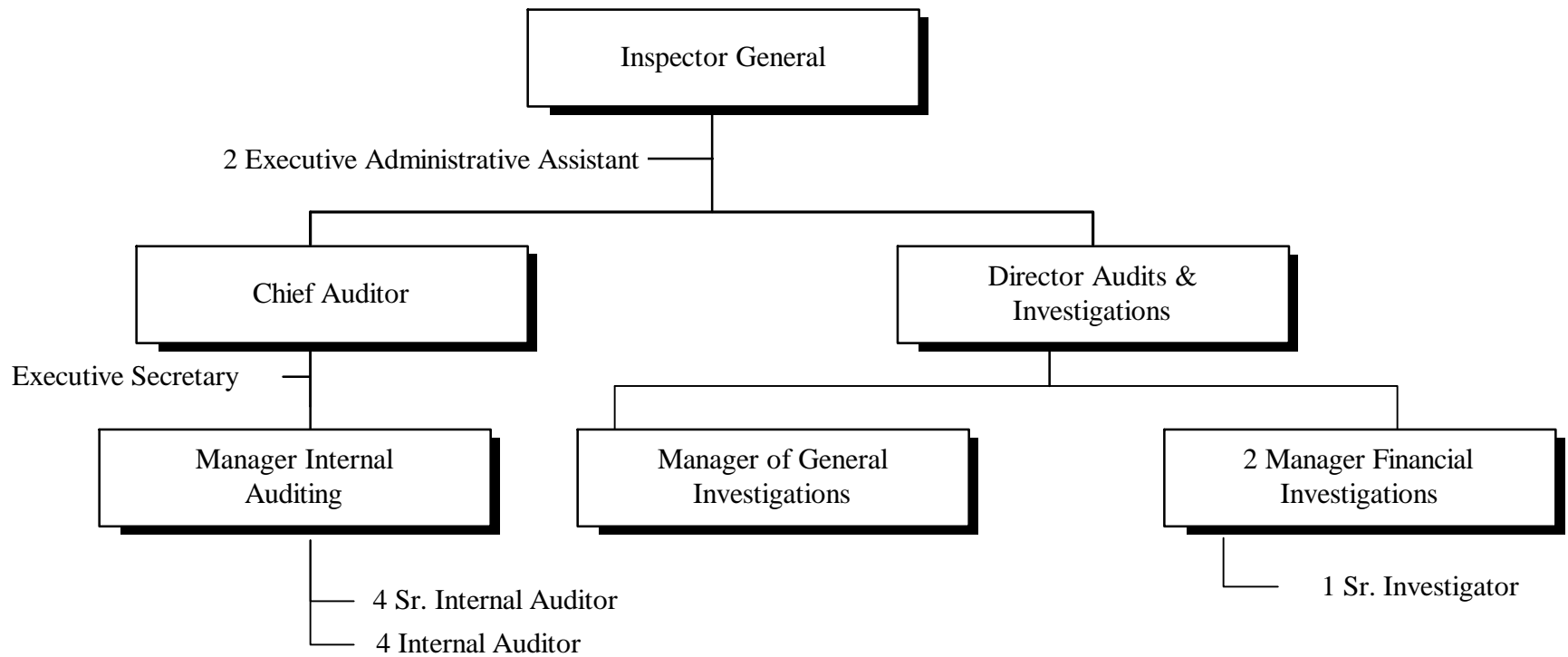


*6 Total  
Positions*



# OFFICE OF INSPECTOR GENERAL

---



*19 Total Positions*

**CHICAGO TRANSIT AUTHORITY**

**2001 BUDGET BY CATEGORY**

Thursday, October 26, 2000

DEPARTMENT 0828

OFFICE OF INSPECTOR GENERAL

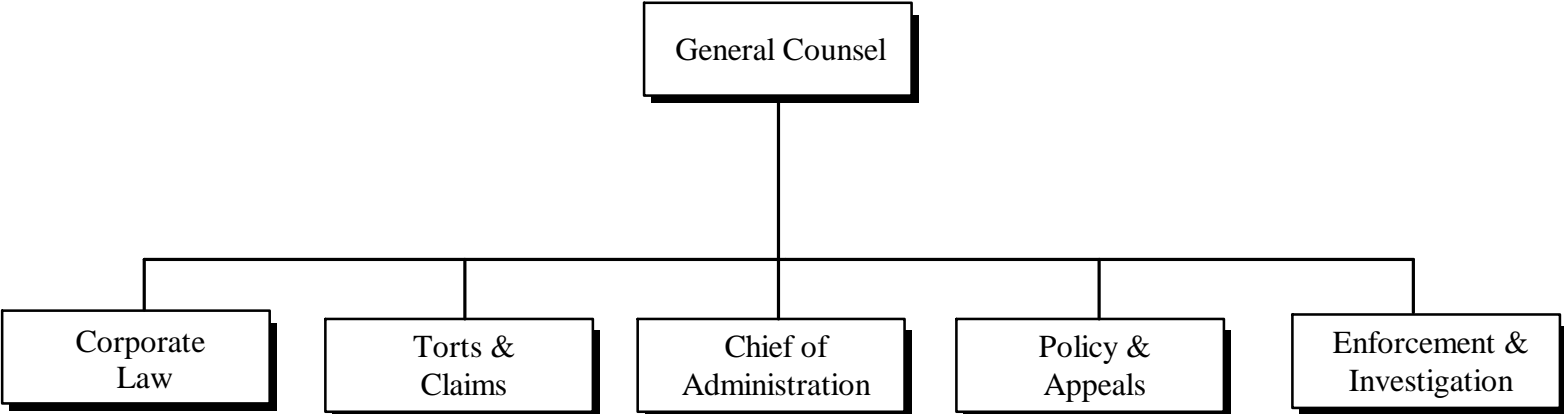
ROLLS UP TO DIVISION 0828

OFFICE OF INSPECTOR GENERAL

	<b>1998</b>	<b>1999</b>	<b>2000</b>	<b>2000</b>	<b>2000</b>	<b>2000</b>	<b>2001</b>
	<b>Actual</b>	<b>Actual</b>	<b>Budget</b>	<b>Actual 1-5</b>	<b>Forecast 6-12</b>	<b>Total</b>	<b>Budget</b>
<u>POSITIONS</u>							
FULL TIME PERM	9	10	17	-	17	17	19
PART TIME	-	-	-	-	-	-	-
FULL TIME TEMP	2	-	-	-	-	-	-
STO POSITIONS	-	-	-	-	-	-	-
TOTAL POSITIONS	11	10	17	-	17	17	19
<u>HOURS</u>							
OPERATING HOURS	15,538	19,181	32,248	13,584	18,965	32,549	36,368
NON-OPERATING HOURS	-417	1,029	-	-	-	-	1,029
TOTAL HOURS	15,121	20,210	32,248	13,584	18,965	32,549	37,397
<u>OPERATING EXPENSE</u>							
LABOR	524,195	623,061	1,482,464	538,505	751,881	1,290,386	1,630,837
MATERIAL	1,274	4,811	103,092	15,663	2,642	18,305	11,976
FUEL - REVENUE EQUIPMENT	-	-	-	-	-	-	-
ELECTRIC POWER - REV EQUIPMENT	-	-	-	-	-	-	-
PROV FOR INJURIES AND DAMAGES	-	-	-	-	-	-	-
PURCHASE OF SECURITY SERVICES	-	-	-	-	-	-	-
PURCHASE OF PARATRANSIT SVCS	-	-	-	-	-	-	-
UTILITIES	-	-	-	-	-	-	-
MAINTENANCE & REPAIR	-	-	500	-	-	-	3,000
ADVERTISING & PROMOTION	-	-	-	-	-	-	-
CONTRACTUAL SERVICES	-	16,954	75,000	981	1,370	2,351	90,000
PROV FOR PASSENGER SECURITY	-	-	-	-	-	-	-
LEASES & RENTALS	-	-	-	-	-	-	15,600
TRAVEL, TRAINING, SEMINARS & DUES	5,807	3,668	17,311	2,780	3,883	6,663	20,878
WARRANTY AND OTHER CREDITS	-	-	-	-	-	-	-
GENERAL EXPENSES	40	2,028	33,068	40	54	94	5,000
TOTAL OPERATING EXPENSE	531,316	650,522	1,711,435	557,969	759,830	1,317,799	1,777,291
<u>NON-OPERATING EXPENSE</u>							
LABOR	-10,261	29,585	-	-	-	-	29,585
MATERIAL	-	-	-	-	-	-	-
OTHER SERVICES	6,483	17,688	-	28,373	39,615	67,988	17,688
TOTAL NON-OPERATING EXPENSE	-3,778	47,273	-	28,373	39,615	67,988	47,273

# GENERAL COUNSEL

---



**CHICAGO TRANSIT AUTHORITY**

**2001 BUDGET BY CATEGORY**

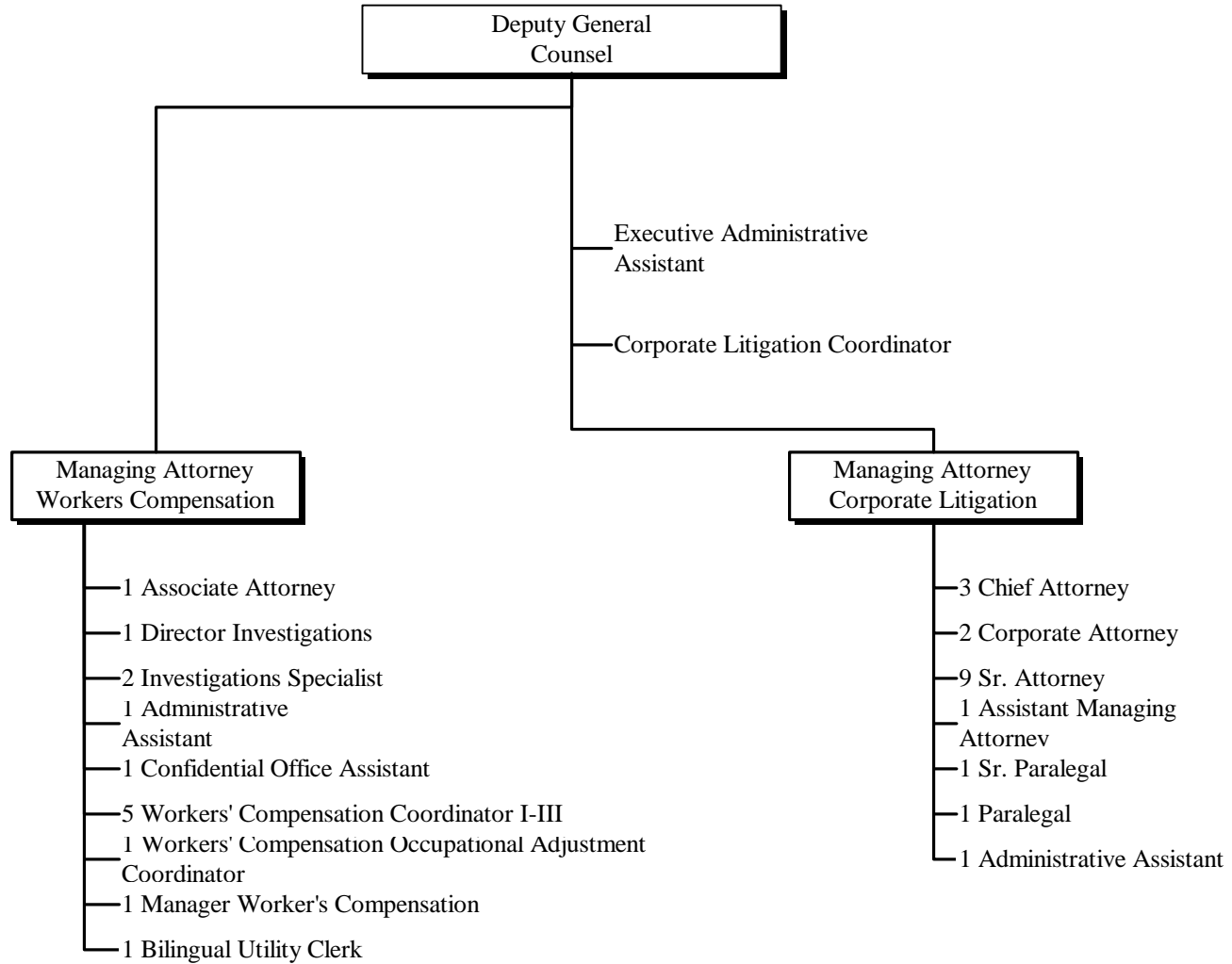
Wednesday, November 01, 2000

DIVISION 0015 GENERAL COUNSEL

	1998 Actual	1999 Actual	2000 Budget	2000 Actual 1-5	2000 Forecast 6-12	2000 Total	2001 Budget
<u>POSITIONS</u>							
FULL TIME PERM	119	102	124	-	128	128	129
PART TIME	-	15	1	-	-	-	-
FULL TIME TEMP	-	10	4	-	-	-	-
STO POSITIONS	-	-	-	-	-	-	-
TOTAL POSITIONS	119	127	129	-	128	128	129
<u>HOURS</u>							
OPERATING HOURS	196,276	225,461	254,475	114,784	160,330	275,114	243,277
NON-OPERATING HOURS	53,363	39,398	-	15,616	21,806	37,422	39,398
TOTAL HOURS	249,639	264,859	254,475	130,400	182,136	312,536	282,675
<u>OPERATING EXPENSE</u>							
LABOR	6,305,562	6,867,516	8,836,409	3,576,488	4,992,809	8,569,297	8,923,902
MATERIAL	53,437	48,095	56,155	21,690	54,359	76,049	69,900
FUEL - REVENUE EQUIPMENT	-	-	-	-	-	-	-
ELECTRIC POWER - REV EQUIPMENT	-	-	-	-	-	-	-
PROV FOR INJURIES AND DAMAGES	-	-	-	-	-	-	-
PURCHASE OF SECURITY SERVICES	-	-	-	-	-	-	-
PURCHASE OF PARATRANSIT SVCS	-	428	-	-	-	-	-
UTILITIES	30	-	30	-	-	-	-
MAINTENANCE & REPAIR	-	-	-	-	-	-	-
ADVERTISING & PROMOTION	-	-	-	-	-	-	-
CONTRACTUAL SERVICES	5,079,751	5,220,147	4,238,946	1,554,379	2,836,471	4,390,850	4,828,084
PROV FOR PASSENGER SECURITY	-	-	-	-	-	-	-
LEASES & RENTALS	395	1,607	395	350	489	839	1,607
TRAVEL, TRAINING, SEMINARS & DUES	8,555	21,774	17,906	10,241	14,302	24,543	18,857
WARRANTY AND OTHER CREDITS	-	-	-	-	-	-	-
GENERAL EXPENSES	84,835	73,512	58,159	36,842	51,433	88,275	70,284
TOTAL OPERATING EXPENSE	11,532,565	12,233,079	13,208,000	5,199,990	7,949,863	13,149,853	13,912,634
<u>NON-OPERATING EXPENSE</u>							
LABOR	-23,171	-10,193	-	-8,090	-11,299	-19,389	3,864
MATERIAL	-	-	-	-	-	-	-
OTHER SERVICES	-	-	-	-	-	-	-
TOTAL NON-OPERATING EXPENSE	-23,171	-10,193	-	-8,090	-11,299	-19,389	3,864

# GENERAL COUNSEL CORPORATE LAW

---



**CHICAGO TRANSIT AUTHORITY**

**2001 BUDGET BY CATEGORY**

Thursday, October 26, 2000

DEPARTMENT 0020      DEP GC CORPORATE LAW

ROLLS UP TO DIVISION 0015

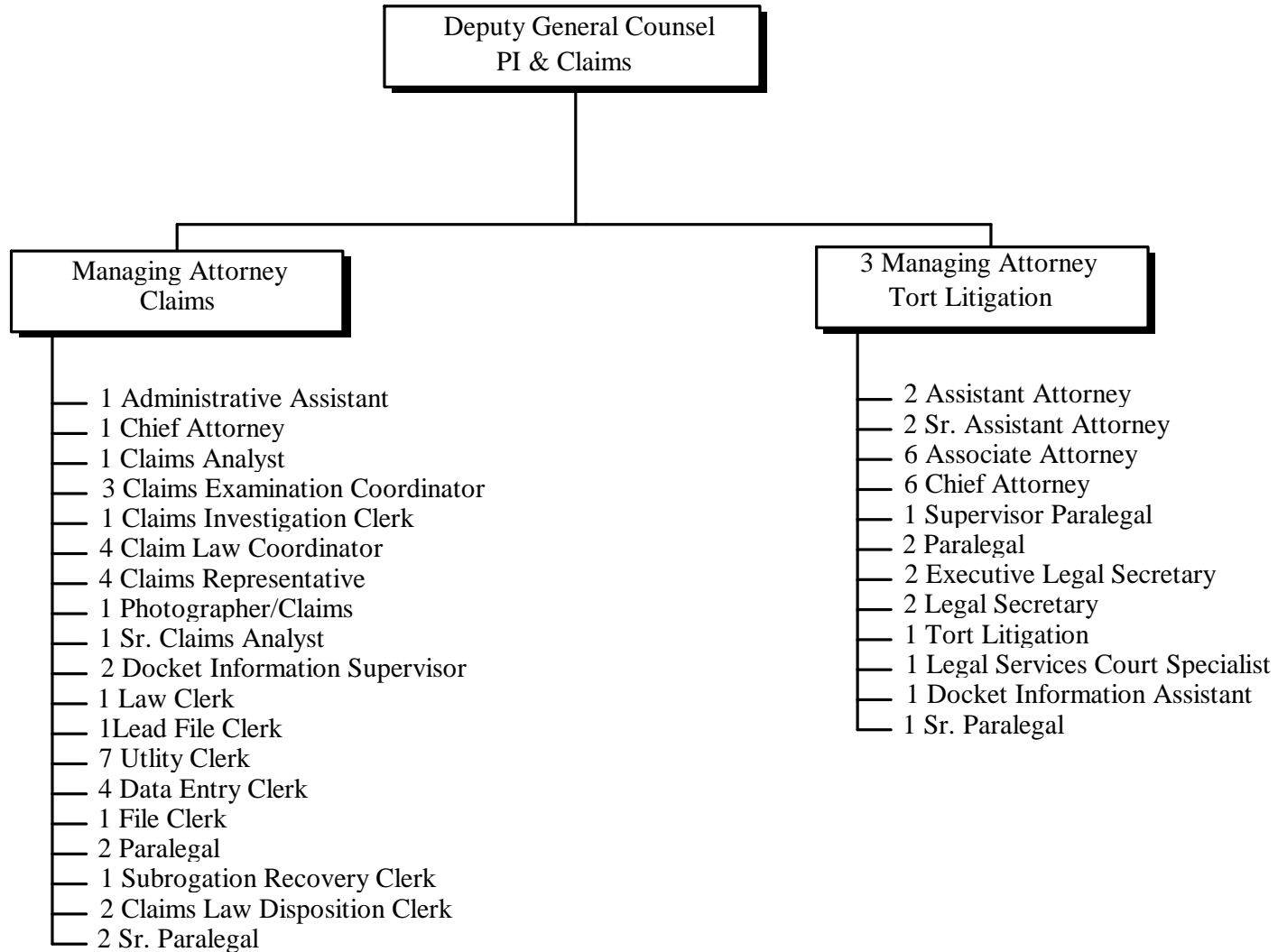
GENERAL COUNSEL

	1998 Actual	1999 Actual	2000 Budget	2000 Actual 1-5	2000 Forecast 6-12	2000 Total	2001 Budget
<u>POSITIONS</u>							
FULL TIME PERM	27	24	34	-	22	22	37
PART TIME	-	1	-	-	-	-	-
FULL TIME TEMP	-	10	3	-	-	-	-
STO POSITIONS	-	-	-	-	-	-	-
TOTAL    POSITIONS	27	35	37	-	22	22	37
<u>HOURS</u>							
OPERATING HOURS	47,512	73,461	71,136	43,786	61,191	104,977	57,240
NON-OPERATING HOURS	51,514	37,555	-	14,760	20,608	35,368	37,555
TOTAL    HOURS	99,026	111,016	71,136	58,546	81,799	140,345	94,795
<u>OPERATING EXPENSE</u>							
LABOR	1,587,319	1,819,369	2,659,907	1,152,719	1,608,686	2,761,405	2,341,894
MATERIAL	4,952	1,434	2,224	203	-	203	1,346
FUEL - REVENUE EQUIPMENT	-	-	-	-	-	-	-
ELECTRIC POWER - REV EQUIPMENT	-	-	-	-	-	-	-
PROV FOR INJURIES AND DAMAGES	-	-	-	-	-	-	-
PURCHASE OF SECURITY SERVICES	-	-	-	-	-	-	-
PURCHASE OF PARATRANSIT SVCS	-	-	-	-	-	-	-
UTILITIES	30	-	30	-	-	-	-
MAINTENANCE & REPAIR	-	-	-	-	-	-	-
ADVERTISING & PROMOTION	-	-	-	-	-	-	-
CONTRACTUAL SERVICES	10,180	1,499,892	436,774	450,878	629,526	1,080,404	1,499,896
PROV FOR PASSENGER SECURITY	-	-	-	-	-	-	-
LEASES & RENTALS	-	-	-	-	-	-	-
TRAVEL, TRAINING, SEMINARS & DUES	199	2,456	1,000	439	613	1,052	-
WARRANTY AND OTHER CREDITS	-	-	-	-	-	-	-
GENERAL EXPENSES	10,064	24,684	19,677	9,151	12,776	21,927	22,147
TOTAL    OPERATING EXPENSE	1,612,744	3,347,835	3,119,612	1,613,390	2,251,601	3,864,991	3,865,283
<u>NON-OPERATING EXPENSE</u>							
LABOR	-23,880	-10,548	-	-7,927	-11,070	-18,997	-
MATERIAL	-	-	-	-	-	-	-
OTHER SERVICES	-	-	-	-	-	-	-
TOTAL    NON-OPERATING EXPENSE	-23,880	-10,548	-	-7,927	-11,070	-18,997	-



# GENERAL COUNSEL TORTS & CLAIMS

---



*72 Total Positions*

**CHICAGO TRANSIT AUTHORITY**

**2001 BUDGET BY CATEGORY**

Thursday, October 26, 2000

DEPARTMENT 0023

DEP GC TORTS & CLAIMS

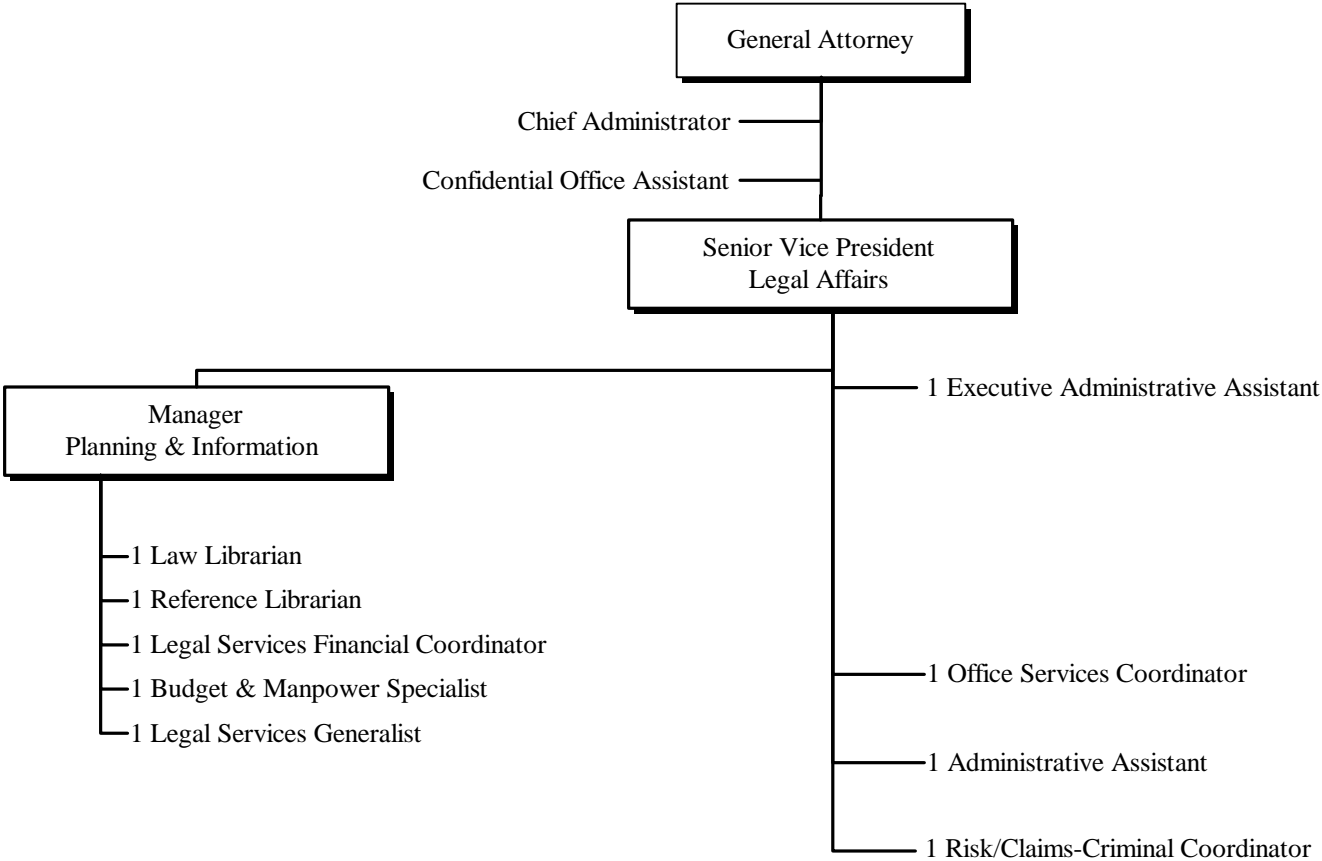
ROLLS UP TO DIVISION 0015

GENERAL COUNSEL

	<b>1998 Actual</b>	<b>1999 Actual</b>	<b>2000 Budget</b>	<b>2000 Actual 1-5</b>	<b>2000 Forecast 6-12</b>	<b>2000 Total</b>	<b>2001 Budget</b>
<u>POSITIONS</u>							
FULL TIME PERM	45	59	72	-	82	82	72
PART TIME	-	4	-	-	-	-	-
FULL TIME TEMP	-	-	-	-	-	-	-
STO POSITIONS	-	-	-	-	-	-	-
TOTAL POSITIONS	45	63	72	-	82	82	72
<u>HOURS</u>							
OPERATING HOURS	78,738	107,507	135,128	54,526	76,126	130,652	138,261
NON-OPERATING HOURS	-	1,467	-	856	1,198	2,054	1,467
TOTAL HOURS	78,738	108,974	135,128	55,382	77,324	132,706	139,728
<u>OPERATING EXPENSE</u>							
LABOR	2,812,485	3,547,525	4,462,382	1,769,227	2,470,233	4,239,460	4,661,556
MATERIAL	13,734	24,171	33,376	19,967	53,133	73,100	25,066
FUEL - REVENUE EQUIPMENT	-	-	-	-	-	-	-
ELECTRIC POWER - REV EQUIPMENT	-	-	-	-	-	-	-
PROV FOR INJURIES AND DAMAGES	-	-	-	-	-	-	-
PURCHASE OF SECURITY SERVICES	-	-	-	-	-	-	-
PURCHASE OF PARATRANSIT SVCS	-	428	-	-	-	-	-
UTILITIES	-	-	-	-	-	-	-
MAINTENANCE & REPAIR	-	-	-	-	-	-	-
ADVERTISING & PROMOTION	-	-	-	-	-	-	-
CONTRACTUAL SERVICES	37,433	2,415,454	2,010,458	518,355	723,747	1,242,102	2,036,377
PROV FOR PASSENGER SECURITY	-	-	-	-	-	-	-
LEASES & RENTALS	-	-	-	-	-	-	-
TRAVEL, TRAINING, SEMINARS & DUES	1,004	16,266	13,554	8,912	12,446	21,358	15,930
WARRANTY AND OTHER CREDITS	-	-	-	-	-	-	-
GENERAL EXPENSES	4,208	34,981	29,208	9,849	13,748	23,597	34,513
TOTAL OPERATING EXPENSE	2,868,864	6,038,825	6,548,978	2,326,310	3,273,307	5,599,617	6,773,442
<u>NON-OPERATING EXPENSE</u>							
LABOR	-	3,866	-	-163	-229	-392	3,864
MATERIAL	-	-	-	-	-	-	-
OTHER SERVICES	-	-	-	-	-	-	-
TOTAL NON-OPERATING EXPENSE	-	3,866	-	-163	-229	-392	3,864

**GENERAL COUNSEL  
CHIEF OF ADMINISTRATION**

---



**CHICAGO TRANSIT AUTHORITY**

**2001 BUDGET BY CATEGORY**

Thursday, October 26, 2000

DEPARTMENT 0025

CHIEF OF ADMINISTRATION

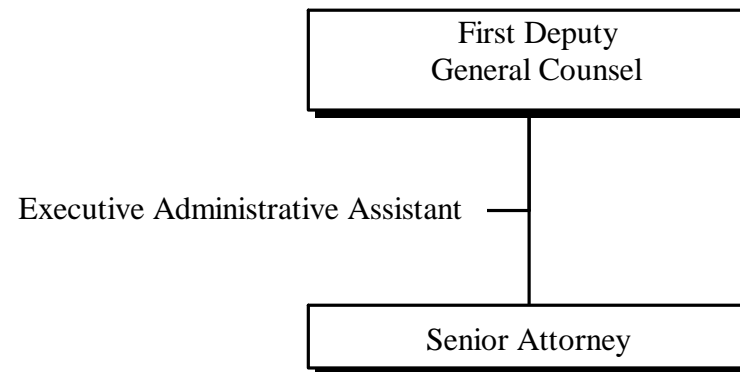
ROLLS UP TO DIVISION 0015

GENERAL COUNSEL

	<b>1998</b>	<b>1999</b>	<b>2000</b>	<b>2000</b>	<b>2000</b>	<b>2000</b>	<b>2001</b>
	<b>Actual</b>	<b>Actual</b>	<b>Budget</b>	<b>Actual 1-5</b>	<b>Forecast 6-12</b>	<b>Total</b>	<b>Budget</b>
<u>POSITIONS</u>							
FULL TIME PERM	47	15	13	-	14	14	14
PART TIME	-	3	-	-	-	-	-
FULL TIME TEMP	-	-	1	-	-	-	-
STO POSITIONS	-	-	-	-	-	-	-
TOTAL POSITIONS	47	18	14	-	14	14	14
<u>HOURS</u>							
OPERATING HOURS	70,026	33,685	36,952	9,344	13,055	22,399	28,304
NON-OPERATING HOURS	1,849	376	-	-	-	-	376
TOTAL HOURS	71,875	34,061	36,952	9,344	13,055	22,399	28,680
<u>OPERATING EXPENSE</u>							
LABOR	1,905,758	1,082,963	1,208,367	358,998	501,242	860,240	1,108,559
MATERIAL	34,751	22,490	20,555	1,520	1,226	2,746	43,488
FUEL - REVENUE EQUIPMENT	-	-	-	-	-	-	-
ELECTRIC POWER - REV EQUIPMENT	-	-	-	-	-	-	-
PROV FOR INJURIES AND DAMAGES	-	-	-	-	-	-	-
PURCHASE OF SECURITY SERVICES	-	-	-	-	-	-	-
PURCHASE OF PARATRANSIT SVCS	-	-	-	-	-	-	-
UTILITIES	-	-	-	-	-	-	-
MAINTENANCE & REPAIR	-	-	-	-	-	-	-
ADVERTISING & PROMOTION	-	-	-	-	-	-	-
CONTRACTUAL SERVICES	5,032,138	1,301,126	1,671,877	584,141	1,481,792	2,065,933	1,288,395
PROV FOR PASSENGER SECURITY	-	-	-	-	-	-	-
LEASES & RENTALS	395	1,607	395	350	489	839	1,607
TRAVEL, TRAINING, SEMINARS & DUES	7,352	125	1,352	20	28	48	-
WARRANTY AND OTHER CREDITS	-	-	-	-	-	-	-
GENERAL EXPENSES	70,563	13,007	9,274	17,593	24,561	42,154	12,784
TOTAL OPERATING EXPENSE	7,050,957	2,421,318	2,911,820	962,622	2,009,338	2,971,960	2,454,833
<u>NON-OPERATING EXPENSE</u>							
LABOR	709	-3,511	-	-	-	-	-
MATERIAL	-	-	-	-	-	-	-
OTHER SERVICES	-	-	-	-	-	-	-
TOTAL NON-OPERATING EXPENSE	709	-3,511	-	-	-	-	-

# GENERAL COUNSEL POLICY & APPEALS

---

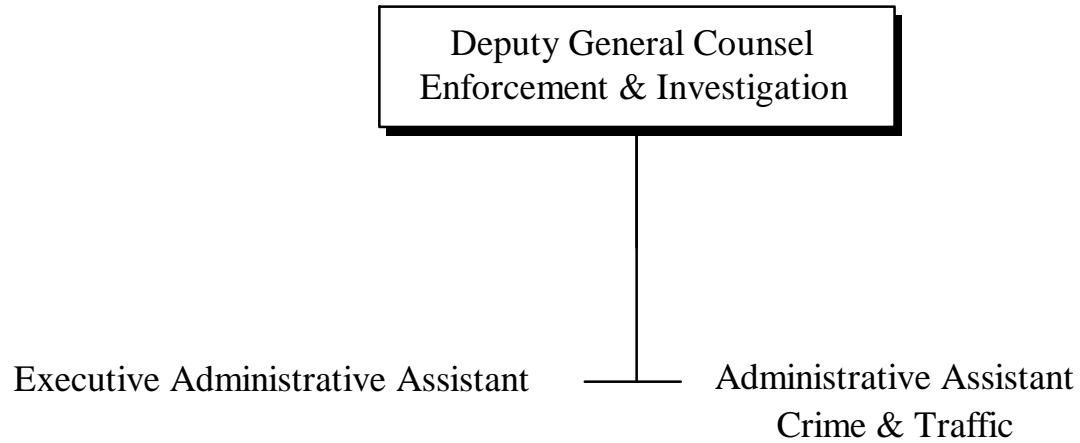


*3 Total Positions*



**GENERAL COUNSEL  
ENFORCEMENT & INVESTIGATION**

---



*3 Total Positions*

**CHICAGO TRANSIT AUTHORITY**

**2001 BUDGET BY CATEGORY**

Thursday, October 26, 2000

DEPARTMENT 0045

ENFORCEMENT & INVESTIGATION

ROLLS UP TO DIVISION 0015

GENERAL COUNSEL

	1998 Actual	1999 Actual	2000 Budget	2000 Actual 1-5	2000 Forecast 6-12	2000 Total	2001 Budget
<u>POSITIONS</u>							
FULL TIME PERM	-	2	3	-	5	5	3
PART TIME	-	4	-	-	-	-	-
FULL TIME TEMP	-	-	-	-	-	-	-
STO POSITIONS	-	-	-	-	-	-	-
TOTAL POSITIONS	-	6	3	-	5	5	3
<u>HOURS</u>							
OPERATING HOURS	-	5,000	5,872	3,266	4,561	7,827	9,480
NON-OPERATING HOURS	-	-	-	-	-	-	-
TOTAL HOURS	-	5,000	5,872	3,266	4,561	7,827	9,480
<u>OPERATING EXPENSE</u>							
LABOR	-	171,085	230,050	122,036	170,391	292,427	341,468
MATERIAL	-	-	-	-	-	-	-
FUEL - REVENUE EQUIPMENT	-	-	-	-	-	-	-
ELECTRIC POWER - REV EQUIPMENT	-	-	-	-	-	-	-
PROV FOR INJURIES AND DAMAGES	-	-	-	-	-	-	-
PURCHASE OF SECURITY SERVICES	-	-	-	-	-	-	-
PURCHASE OF PARATRANSIT SVCS	-	-	-	-	-	-	-
UTILITIES	-	-	-	-	-	-	-
MAINTENANCE & REPAIR	-	-	-	-	-	-	-
ADVERTISING & PROMOTION	-	-	-	-	-	-	-
CONTRACTUAL SERVICES	-	-	-	30	43	73	-
PROV FOR PASSENGER SECURITY	-	-	-	-	-	-	-
LEASES & RENTALS	-	-	-	-	-	-	-
TRAVEL, TRAINING, SEMINARS & DUES	-	-	-	-	-	-	-
WARRANTY AND OTHER CREDITS	-	-	-	-	-	-	-
GENERAL EXPENSES	-	280	-	-	-	-	280
TOTAL OPERATING EXPENSE	-	171,365	230,050	122,066	170,434	292,500	341,748
<u>NON-OPERATING EXPENSE</u>							
LABOR	-	-	-	-	-	-	-
MATERIAL	-	-	-	-	-	-	-
OTHER SERVICES	-	-	-	-	-	-	-
TOTAL NON-OPERATING EXPENSE	-	-	-	-	-	-	-



# Transit Operations

---

The Transit Operations Division is responsible for the service the Chicago Transit Authority provides to the community. The Transit Operations Division controls all buses, trains, and paratransit services. This Division also enhances the Authority's Customer Service operation.

## Bus Operations

### Bus Garages

Provide bus service to our customers that consistently meets or exceeds the Authority's goals of providing on time, clean, safe, and friendly service.

### Bus Heavy Maintenance

Support bus service by providing bus and component repair and rebuild services. Maximize safety, reliability, and aesthetic appeal of the bus fleet.

### Engineering & Technical Service – Bus

Provide engineering and technical support to improve the safety, reliability, and aesthetic appeal of the current bus fleet. Provide technical support for the acquisition of rolling stock required. Improve quality for all phases of Bus Operations.

## Rail Operations

### Rail Terminals

Provide rapid transit service to our customers that consistently meet or exceed the Authority's goals of providing on-time, clean, safe and friendly transportation.

### Rail Heavy Maintenance

Support CTA's rapid transit service by providing rail car and component repair and rebuild services. Maximize the safety & reliability of the rapid transit fleet.

### Rail Car Appearance

Support CTA's rapid transit service by providing rail car servicing. Maximize the aesthetic appeal of the rapid transit fleet.

### Engineering & Technical Service – Rail

Provide engineering and technical support to improve the safety, reliability and aesthetic appeal of the rail fleet. Provide technical support and quality inspection of rail car rehabilitation program. Improve the quality for all phases of Rail Operations.

## Customer Service

### Customer Service

Enhance the value of all aspects of the Authority's Customer Service operation by: 1) maintaining customer service hot-line; 2) enhancing top management decision making process by providing accurate and timely customer information; 3) increasing the level of customer satisfaction through the effective use of research tools.

## Safety, Security, and Training

### Security Services

Increase and enhance security to assure a safe riding environment for our customers. Reduce criminal incidents committed on the bus and rail systems and minimize those incidents in, or around CTA facilities.

### System Safety & Environmental Affairs

Identify and resolve safety and environmental hazards to ensure the highest degree of safety for CTA riders, employees and the general public.

### Communication Power/Control

Modernize communication and power control functions to establish a service communications network that will integrate all service and security-related communications.

### Training & Instruction

Develop, instruct, and oversee administration of all training programs and activities required to properly prepare operators, supervisory, maintenance and craft employees to perform their jobs.

## Planning

### Planning

Assist other agencies and communities with traffic planning, engineering studies, and alternative transportation solutions. Design, prepare and revise service schedules for the Authority. Compile traffic surveys based on periodic inspections.

## Administration & Paratransit

### Operations Support Services

Provide administrative support to the Transit Operations Departments.

### Paratransit Operations

Administer door-to-door service for people with disabilities. Monitor the implementation of transportation provisions covered under the Americans with Disabilities Act (ADA) and Section 504 of the Rehabilitation Act.

**CHICAGO TRANSIT AUTHORITY**

**2001 BUDGET BY CATEGORY**

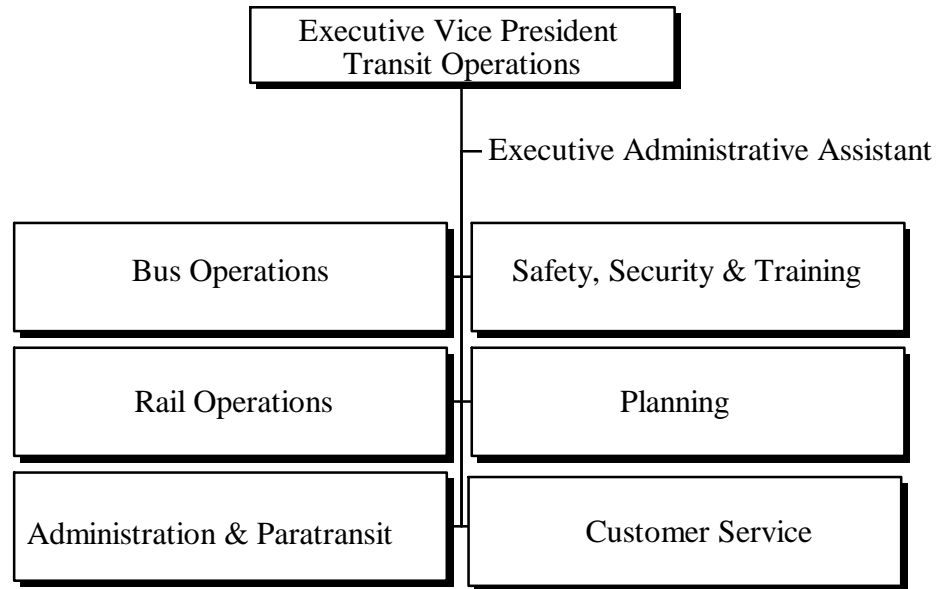
Wednesday, November 01, 2000

DIVISION 0100 TRANSIT OPERATIONS

	<b>1998</b>	<b>1999</b>	<b>2000</b>	<b>2000</b>	<b>2000</b>	<b>2000</b>	<b>2001</b>
	<b>Actual</b>	<b>Actual</b>	<b>Budget</b>	<b>Actual 1-5</b>	<b>Forecast 6-12</b>	<b>Total</b>	<b>Budget</b>
<u>POSITIONS</u>							
FULL TIME PERM	3,289	3,141	3,291	-	3,307	3,307	3,346
PART TIME	23	15	20	-	-	-	-
FULL TIME TEMP	-	33	-	-	-	-	-
STO POSITIONS	5,443	5,399	5,399	-	5,399	5,399	5,450
TOTAL POSITIONS	8,755	8,588	8,710	-	8,706	8,706	8,796
<u>HOURS</u>							
OPERATING HOURS	16,130,314	16,270,401	16,273,574	6,782,640	9,467,494	16,250,134	16,272,527
NON-OPERATING HOURS	340,876	405,287	392,427	214,444	297,452	511,896	497,092
TOTAL HOURS	16,471,190	16,675,688	16,666,001	6,997,084	9,764,946	16,762,030	16,769,619
<u>OPERATING EXPENSE</u>							
LABOR	439,770,118	457,790,084	471,663,489	193,489,070	269,253,608	462,742,678	487,560,922
MATERIAL	52,576,173	57,767,646	49,277,912	23,128,948	30,595,223	53,724,171	49,384,056
FUEL - REVENUE EQUIPMENT	11,095,497	12,480,467	15,381,623	8,633,350	12,054,104	20,687,454	21,600,000
ELECTRIC POWER - REV EQUIPMENT	-	-	-	-	-	-	-
PROV FOR INJURIES AND DAMAGES	-	-	-	-	-	-	-
PURCHASE OF SECURITY SERVICES	18,184,372	19,795,196	20,457,848	7,551,732	12,075,000	19,626,732	22,223,198
PURCHASE OF PARATRANSIT SVCS	27,069,066	27,213,861	27,360,001	11,039,016	16,362,965	27,401,981	29,824,801
UTILITIES	4,933	-	4,933	-	-	-	-
MAINTENANCE & REPAIR	606,003	1,224,534	933,668	221,967	309,893	531,860	1,025,395
ADVERTISING & PROMOTION	8,278	63,199	21,977	6,688	9,344	16,032	40,781
CONTRACTUAL SERVICES	273,057	281,887	889,016	79,202	110,712	189,914	842,775
PROV FOR PASSENGER SECURITY	-	-	-	-	-	-	-
LEASES & RENTALS	927,743	1,156,789	993,049	570,993	797,238	1,368,231	1,255,360
TRAVEL, TRAINING, SEMINARS & DUES	184,883	206,417	181,971	109,559	152,977	262,536	300,748
WARRANTY AND OTHER CREDITS	-938,700	-339,012	-321,414	-312,012	-435,645	-747,657	-323,304
GENERAL EXPENSES	384,829	401,417	477,143	97,653	136,346	233,999	410,147
TOTAL OPERATING EXPENSE	550,146,252	578,042,485	587,321,216	244,616,166	341,421,765	586,037,931	614,144,879
<u>NON-OPERATING EXPENSE</u>							
LABOR	10,029,367	12,477,523	12,405,150	6,742,319	9,412,149	16,154,468	11,756,295
MATERIAL	5,404,328	5,521,143	8,869,786	2,450,858	2,993,628	5,444,486	5,537,091
OTHER SERVICES	19,411,800	83,247,518	51,672,520	40,297,131	56,263,924	96,561,055	81,656,597
TOTAL NON-OPERATING EXPENSE	34,845,495	101,246,184	72,947,456	49,490,308	68,669,701	118,160,009	98,949,983

# TRANSIT OPERATIONS EXECUTIVE VICE PRESIDENT

---

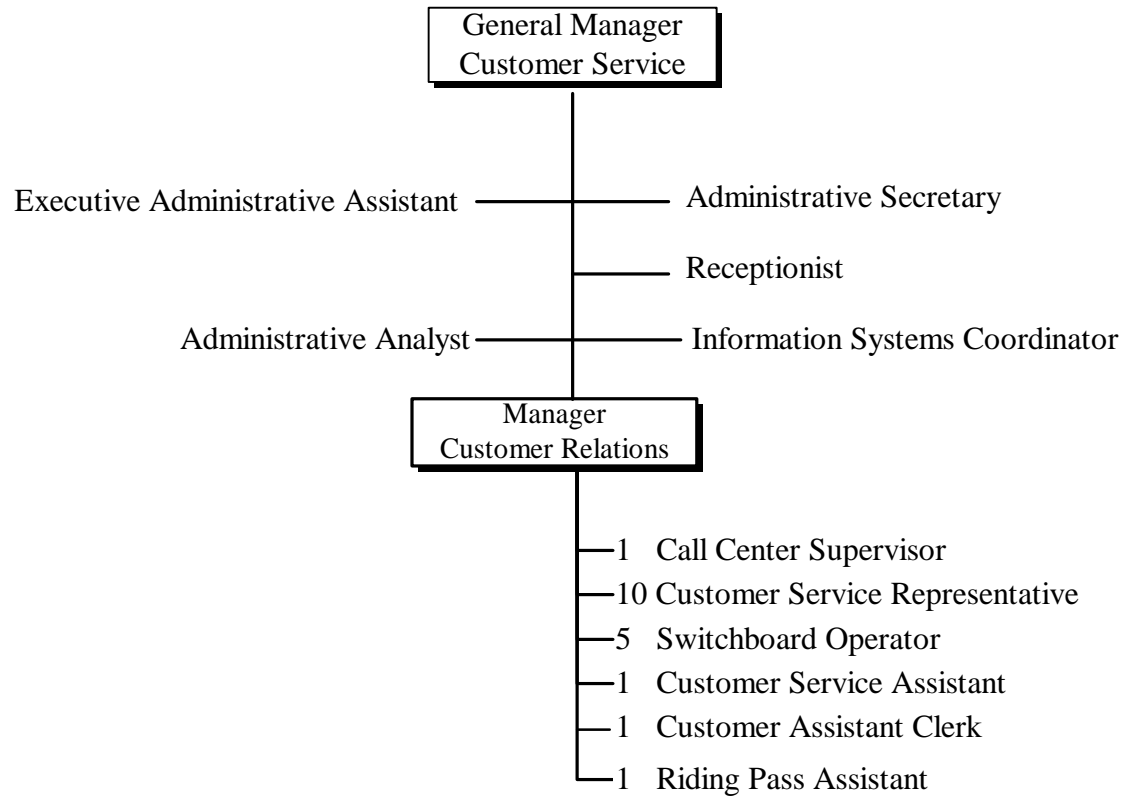


*2 Total Positions*



# TRANSIT OPERATIONS CUSTOMER SERVICE

---



*26 Positions*

**CHICAGO TRANSIT AUTHORITY**

**2001 BUDGET BY CATEGORY**

Wednesday, November 01, 2000

DEPARTMENT 0066

CUSTOMER SERVICE

ROLLS UP TO DIVISION 0100

TRANSIT OPERATIONS

	<b>1998</b>	<b>1999</b>	<b>2000</b>	<b>2000</b>	<b>2000</b>	<b>2000</b>	<b>2001</b>
	<b>Actual</b>	<b>Actual</b>	<b>Budget</b>	<b>Actual 1-5</b>	<b>Forecast 6-12</b>	<b>Total</b>	<b>Budget</b>
<u>POSITIONS</u>							
FULL TIME PERM	32	33	26	-	26	26	26
PART TIME	-	3	-	-	-	-	-
FULL TIME TEMP	-	1	-	-	-	-	-
STO POSITIONS	-	-	-	-	-	-	-
TOTAL POSITIONS	32	37	26	-	26	26	26
<u>HOURS</u>							
OPERATING HOURS	50,123	64,087	48,944	26,578	37,108	63,686	49,192
NON-OPERATING HOURS	-	-	-	-	-	-	-
TOTAL HOURS	50,123	64,087	48,944	26,578	37,108	63,686	49,192
<u>OPERATING EXPENSE</u>							
LABOR	1,482,416	1,787,769	1,376,948	685,776	957,503	1,643,279	1,367,539
MATERIAL	24,975	18,672	-	7,645	1,477	9,122	5,650
FUEL - REVENUE EQUIPMENT	-	-	-	-	-	-	-
ELECTRIC POWER - REV EQUIPMENT	-	-	-	-	-	-	-
PROV FOR INJURIES AND DAMAGES	-	-	-	-	-	-	-
PURCHASE OF SECURITY SERVICES	-	-	-	-	-	-	-
PURCHASE OF PARATRANSIT SVCS	-	-	-	-	-	-	-
UTILITIES	-	-	-	-	-	-	-
MAINTENANCE & REPAIR	-	415	-	935	1,307	2,242	-
ADVERTISING & PROMOTION	8,140	3,832	2,159	-	-	-	3,632
CONTRACTUAL SERVICES	23,016	5,878	11,747	1,024	1,430	2,454	4,217
PROV FOR PASSENGER SECURITY	-	-	-	-	-	-	-
LEASES & RENTALS	-	6,948	-	1,885	2,632	4,517	1,916
TRAVEL, TRAINING, SEMINARS & DUES	11,226	5,508	10,846	162	228	390	7,755
WARRANTY AND OTHER CREDITS	-	-	-	-	-	-	-
GENERAL EXPENSES	16,920	4,812	12,781	152	212	364	3,176
TOTAL OPERATING EXPENSE	1,566,693	1,833,834	1,414,481	697,579	964,789	1,662,368	1,393,885
<u>NON-OPERATING EXPENSE</u>							
LABOR	-	-	-	-	-	-	-
MATERIAL	-	-	-	-	-	-	-
OTHER SERVICES	-	-	-	-	-	-	-
TOTAL NON-OPERATING EXPENSE	-	-	-	-	-	-	-

---

Reliable

We will be dependable for  
our customers and  
fellow  
employees,  
and will maintain the  
highest standards of trust.



**CHICAGO TRANSIT AUTHORITY**

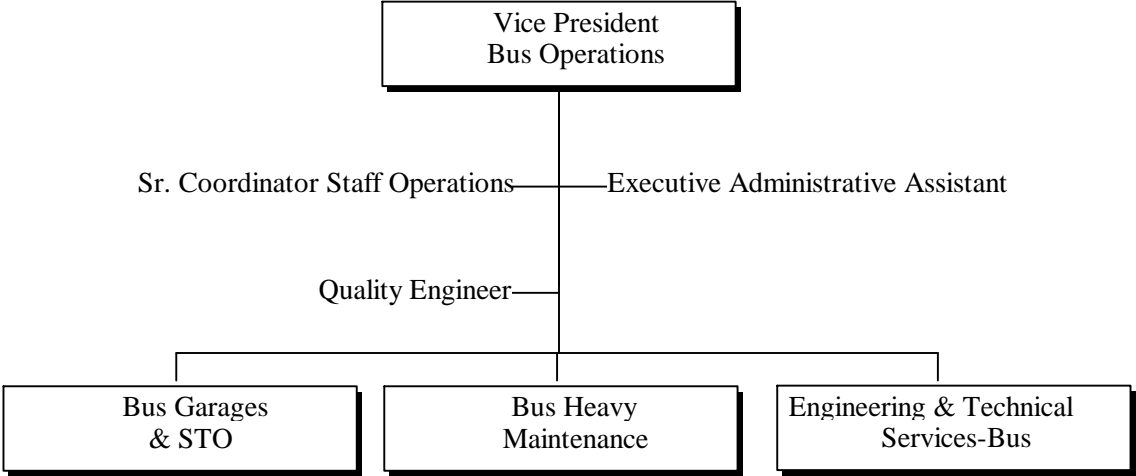
**2001 BUDGET BY CATEGORY**

Wednesday, November 01, 2000

SECTOR	0900	BUS OPERATIONS	2001 BUDGET BY CATEGORY					BUS OPERATIONS	
			1998 Actual	1999 Actual	2000 Budget	2000 Actual 1-5	2000 Forecast 6-12	2000 Total	2001 Budget
<u>POSITIONS</u>									
		FULL TIME PERM	1,831	1,763	1,817	-	1,822	1,822	1,824
		PART TIME	2	-	-	-	-	-	-
		FULL TIME TEMP	-	16	-	-	-	-	-
		STO POSITIONS	4,008	4,027	4,016	-	4,016	4,016	4,077
		TOTAL POSITIONS	5,841	5,806	5,833	-	5,838	5,838	5,901
<u>HOURS</u>									
		OPERATING HOURS	10,696,342	10,836,423	10,958,079	4,611,149	6,431,640	11,042,789	11,021,499
		NON-OPERATING HOURS	153,415	156,096	178,421	69,496	96,608	166,104	165,709
		TOTAL HOURS	10,849,757	10,992,519	11,136,500	4,680,645	6,528,248	11,208,893	11,187,208
<u>OPERATING EXPENSE</u>									
		LABOR	286,707,818	299,465,725	310,171,436	128,874,849	179,012,286	307,887,135	321,995,042
		MATERIAL	35,198,744	37,725,589	32,002,380	15,469,101	22,125,301	37,594,402	32,664,832
		FUEL - REVENUE EQUIPMENT	11,095,497	12,480,467	15,381,623	8,633,350	12,054,104	20,687,454	21,600,000
		ELECTRIC POWER - REV EQUIPMENT	-	-	-	-	-	-	-
		PROV FOR INJURIES AND DAMAGES	-	-	-	-	-	-	-
		PURCHASE OF SECURITY SERVICES	-	-	-	-	-	-	-
		PURCHASE OF PARATRANSIT SVCS	-	-	-	-	-	-	-
		UTILITIES	4,521	-	4,521	-	-	-	-
		MAINTENANCE & REPAIR	341,137	723,325	585,853	119,694	167,106	286,800	521,662
		ADVERTISING & PROMOTION	21,254	7,472	934	6,674	9,323	15,997	7,322
		CONTRACTUAL SERVICES	68,932	64,262	74,042	46,224	64,528	110,752	96,723
		PROV FOR PASSENGER SECURITY	-	-	-	-	-	-	-
		LEASES & RENTALS	341,460	367,302	364,053	160,383	223,933	384,316	473,088
		TRAVEL, TRAINING, SEMINARS & DUES	18,476	20,261	22,811	29,508	41,202	70,710	69,775
		WARRANTY AND OTHER CREDITS	-255,687	-176,845	-255,687	-265,901	-371,259	-637,160	-176,844
		GENERAL EXPENSES	64,678	70,716	61,285	26,148	36,514	62,662	110,465
		TOTAL OPERATING EXPENSE	333,606,830	350,748,274	358,413,251	153,100,030	213,363,038	366,463,068	377,362,065
<u>NON-OPERATING EXPENSE</u>									
		LABOR	4,614,166	4,889,252	5,667,298	2,221,140	3,101,204	5,322,344	4,137,211
		MATERIAL	106,776	1,871,135	5,778,439	1,494,664	1,824,056	3,318,720	1,872,984
		OTHER SERVICES	1,220,527	4,413,348	-	1,129,862	1,577,550	2,707,412	4,414,315
		TOTAL NON-OPERATING EXPENSE	5,941,469	11,173,735	11,445,737	4,845,666	6,502,810	11,348,476	10,424,510

**TRANSIT OPERATIONS  
BUS OPERATIONS  
VICE PRESIDENT**

---



*4 Total Positions*

**CHICAGO TRANSIT AUTHORITY**

**2001 BUDGET BY CATEGORY**

Wednesday, November 01, 2000

DEPARTMENT 0901

BUS OPERATIONS VP

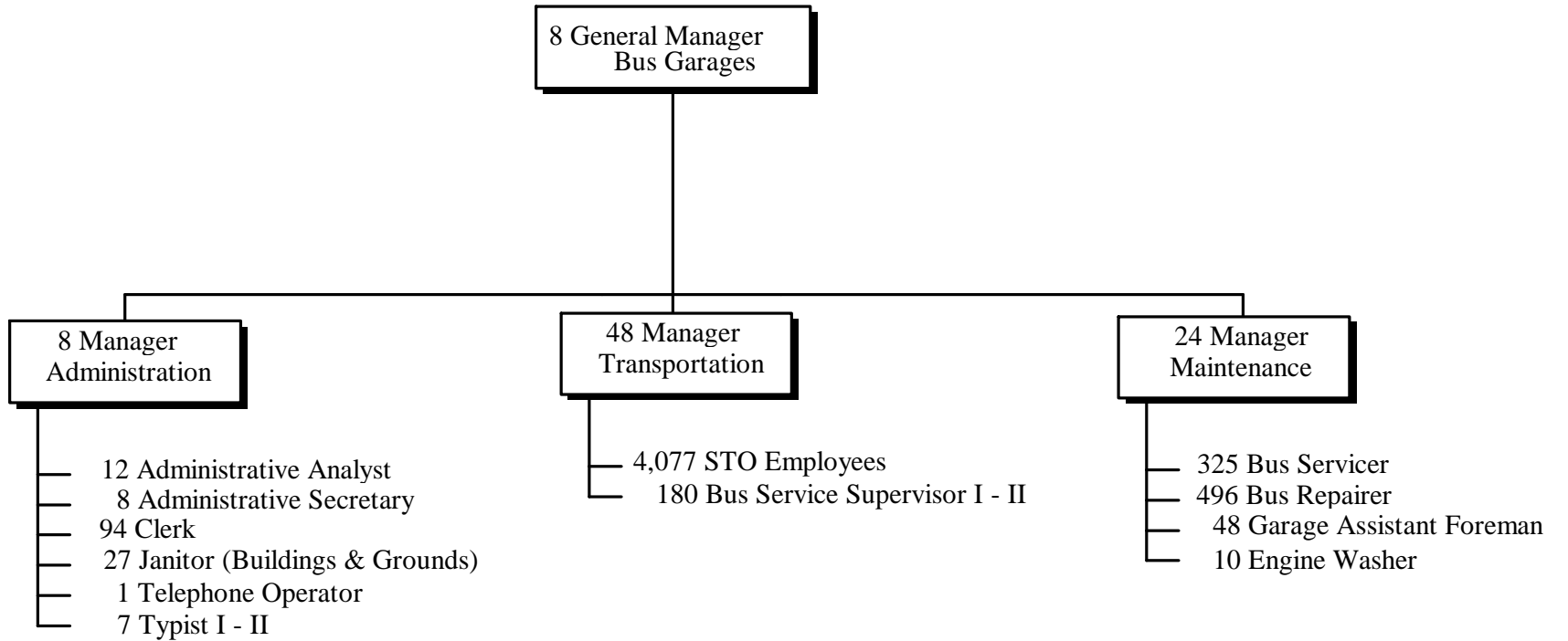
ROLLS UP TO DIVISION 0100

TRANSIT OPERATIONS

	1998 Actual	1999 Actual	2000 Budget	2000 Actual 1-5	2000 Forecast 6-12	2000 Total	2001 Budget
<u>POSITIONS</u>							
FULL TIME PERM	14	4	4	-	4	4	4
PART TIME	-	-	-	-	-	-	-
FULL TIME TEMP	-	-	-	-	-	-	-
STO POSITIONS	-	-	-	-	-	-	-
TOTAL POSITIONS	14	4	4	-	4	4	4
<u>HOURS</u>							
OPERATING HOURS	5,136	7,896	7,336	2,568	3,594	6,162	7,608
NON-OPERATING HOURS	-	-	-	-	-	-	-
TOTAL HOURS	5,136	7,896	7,336	2,568	3,594	6,162	7,608
<u>OPERATING EXPENSE</u>							
LABOR	174,529	349,557	329,574	122,113	170,497	292,610	347,733
MATERIAL	3,336	2,628	4,868	672	1,944	2,616	2,459
FUEL - REVENUE EQUIPMENT	-	-	-	-	-	-	-
ELECTRIC POWER - REV EQUIPMENT	-	-	-	-	-	-	-
PROV FOR INJURIES AND DAMAGES	-	-	-	-	-	-	-
PURCHASE OF SECURITY SERVICES	-	-	-	-	-	-	-
PURCHASE OF PARATRANSIT SVCS	-	-	-	-	-	-	-
UTILITIES	-	-	-	-	-	-	-
MAINTENANCE & REPAIR	-	-	-	-	-	-	-
ADVERTISING & PROMOTION	18,239	1,960	-	-	-	-	1,960
CONTRACTUAL SERVICES	-	14	-	-	-	-	-
PROV FOR PASSENGER SECURITY	-	-	-	-	-	-	-
LEASES & RENTALS	301,147	301,438	321,657	149,942	209,355	359,297	407,277
TRAVEL, TRAINING, SEMINARS & DUES	6,964	8,932	9,997	21,865	30,531	52,396	8,932
WARRANTY AND OTHER CREDITS	-	-	-	-	-	-	-
GENERAL EXPENSES	2,109	2,511	3,120	2,002	2,797	4,799	42,511
TOTAL OPERATING EXPENSE	506,324	667,040	669,216	296,594	415,124	711,718	810,872
<u>NON-OPERATING EXPENSE</u>							
LABOR	-	-	-	-	-	-	-
MATERIAL	-	-	-	-	-	-	-
OTHER SERVICES	-	-	-	-	-	-	-
TOTAL NON-OPERATING EXPENSE	-	-	-	-	-	-	-

**TRANSIT OPERATIONS  
BUS OPERATIONS  
BUS GARAGES**

---



*5,373 Total Positions*

**CHICAGO TRANSIT AUTHORITY**

**2001 BUDGET BY CATEGORY**

Wednesday, November 01, 2000

DEPARTMENT 0140

BUS GARAGES

ROLLS UP TO DIVISION 0100

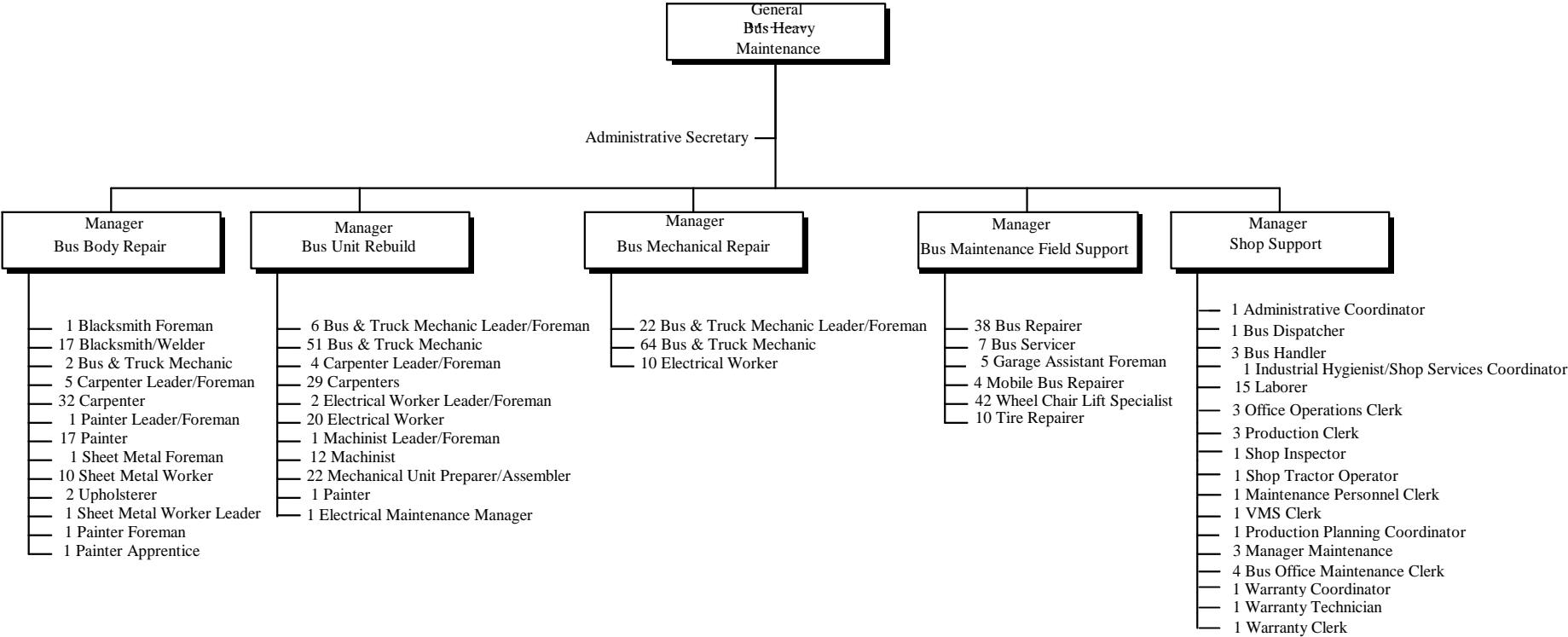
TRANSIT OPERATIONS

	<b>1998</b>	<b>1999</b>	<b>2000</b>	<b>2000</b>	<b>2000</b>	<b>2000</b>	<b>2001</b>
	<b>Actual</b>	<b>Actual</b>	<b>Budget</b>	<b>Actual 1-5</b>	<b>Forecast 6-12</b>	<b>Total</b>	<b>Budget</b>
<u>POSITIONS</u>							
FULL TIME PERM	1,288	1,270	1,290	-	1,296	1,296	1,296
PART TIME	2	-	-	-	-	-	-
FULL TIME TEMP	-	-	-	-	-	-	-
STO POSITIONS	-	-	-	-	-	-	-
TOTAL POSITIONS	1,290	1,270	1,290	-	1,296	1,296	1,296
<u>HOURS</u>							
OPERATING HOURS	2,398,992	2,453,571	2,511,840	1,042,931	1,455,471	2,498,402	2,448,559
NON-OPERATING HOURS	-	40	-	-	-	-	-
TOTAL HOURS	2,398,992	2,453,611	2,511,840	1,042,931	1,455,471	2,498,402	2,448,559
<u>OPERATING EXPENSE</u>							
LABOR	67,574,035	70,490,847	71,939,061	30,322,848	41,718,647	72,041,495	72,646,217
MATERIAL	24,246,067	29,567,070	22,842,755	11,256,253	16,480,937	27,737,190	24,502,729
FUEL - REVENUE EQUIPMENT	11,095,497	12,480,467	15,381,623	8,633,350	12,054,104	20,687,454	21,600,000
ELECTRIC POWER - REV EQUIPMENT	-	-	-	-	-	-	-
PROV FOR INJURIES AND DAMAGES	-	-	-	-	-	-	-
PURCHASE OF SECURITY SERVICES	-	-	-	-	-	-	-
PURCHASE OF PARATRANSIT SVCS	-	-	-	-	-	-	-
UTILITIES	1,507	-	1,507	-	-	-	-
MAINTENANCE & REPAIR	117,607	281,899	177,500	53,543	74,754	128,297	280,896
ADVERTISING & PROMOTION	733	416	454	215	303	518	325
CONTRACTUAL SERVICES	59,412	47,478	50,681	45,547	63,584	109,131	47,106
PROV FOR PASSENGER SECURITY	-	-	-	-	-	-	-
LEASES & RENTALS	30,126	62,167	32,209	10,441	14,578	25,019	62,114
TRAVEL, TRAINING, SEMINARS & DUES	1,219	4,486	1,500	1,829	2,555	4,384	4,114
WARRANTY AND OTHER CREDITS	-	-	-	-	-	-	-
GENERAL EXPENSES	14,680	11,006	11,414	4,356	6,083	10,439	9,489
TOTAL OPERATING EXPENSE	103,140,883	112,945,836	110,438,704	50,328,382	70,415,545	120,743,927	119,152,990
<u>NON-OPERATING EXPENSE</u>							
LABOR	-	1,351	-	-	-	-	1,351
MATERIAL	-37	-1,850	-	-	-	-	-
OTHER SERVICES	63,288	60,047	-	68,379	95,474	163,853	60,047
TOTAL NON-OPERATING EXPENSE	63,251	59,548	-	68,379	95,474	163,853	61,398



# TRANSIT OPERATIONS BUS OPERATIONS BUS HEAVY MAINTENANCE

---



**CHICAGO TRANSIT AUTHORITY**

**2001 BUDGET BY CATEGORY**

Wednesday, November 01, 2000

DEPARTMENT 0290

BUS HEAVY MAINTENANCE

ROLLS UP TO DIVISION 0100

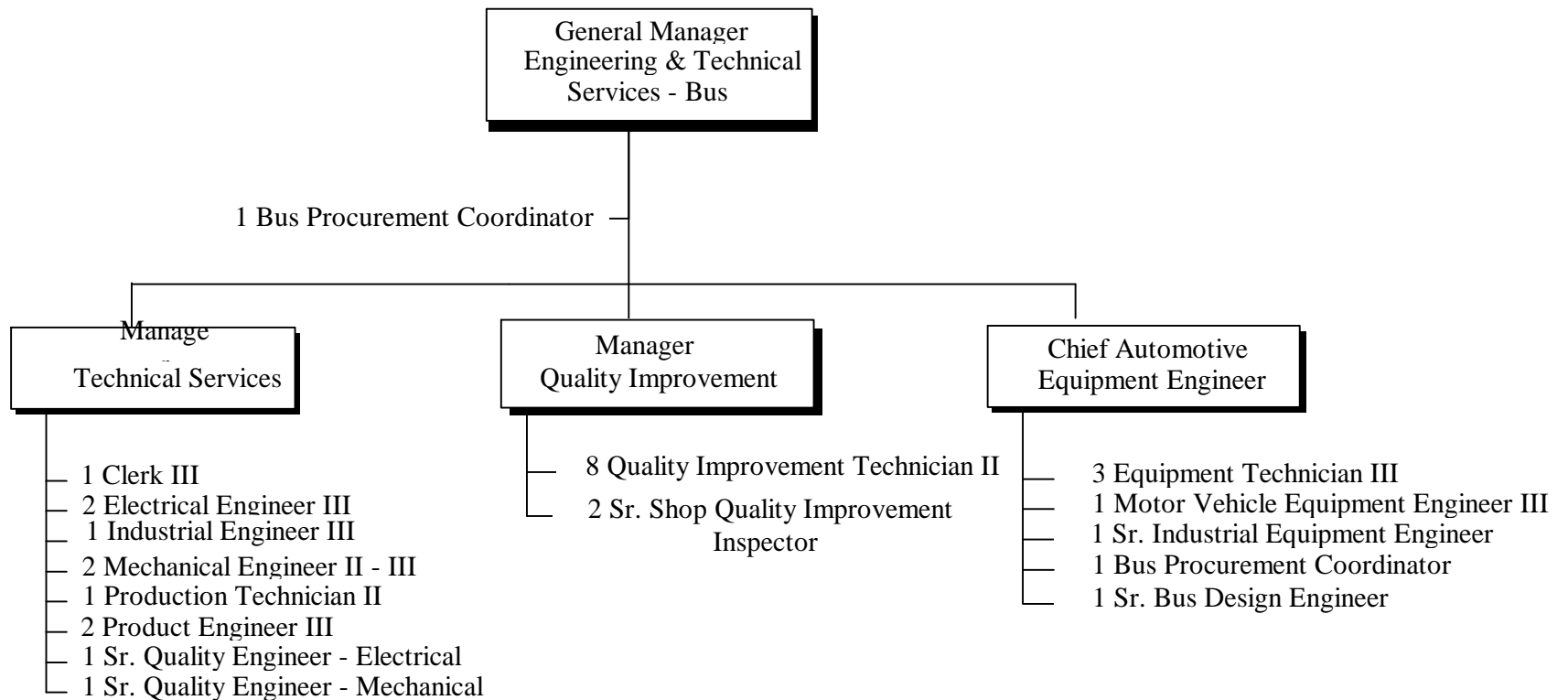
TRANSIT OPERATIONS

	<b>1998</b>	<b>1999</b>	<b>2000</b>	<b>2000</b>	<b>2000</b>	<b>2000</b>	<b>2001</b>
	<b>Actual</b>	<b>Actual</b>	<b>Budget</b>	<b>Actual 1-5</b>	<b>Forecast 6-12</b>	<b>Total</b>	<b>Budget</b>
<u>POSITIONS</u>							
FULL TIME PERM	498	457	490	-	489	489	491
PART TIME	-	-	-	-	-	-	-
FULL TIME TEMP	-	16	-	-	-	-	-
STO POSITIONS	-	-	-	-	-	-	-
TOTAL POSITIONS	498	473	490	-	489	489	491
<u>HOURS</u>							
OPERATING HOURS	762,368	748,056	743,740	318,135	438,312	756,447	763,782
NON-OPERATING HOURS	149,796	152,234	174,793	67,013	93,184	160,197	161,887
TOTAL HOURS	912,164	900,290	918,533	385,148	531,496	916,644	925,669
<u>OPERATING EXPENSE</u>							
LABOR	21,042,511	21,311,592	22,647,166	9,154,002	12,478,390	21,632,392	23,105,094
MATERIAL	10,923,686	8,116,433	9,124,775	4,201,903	5,642,318	9,844,221	8,093,383
FUEL - REVENUE EQUIPMENT	-	-	-	-	-	-	-
ELECTRIC POWER - REV EQUIPMENT	-	-	-	-	-	-	-
PROV FOR INJURIES AND DAMAGES	-	-	-	-	-	-	-
PURCHASE OF SECURITY SERVICES	-	-	-	-	-	-	-
PURCHASE OF PARATRANSIT SVCS	-	-	-	-	-	-	-
UTILITIES	1,507	-	1,507	-	-	-	-
MAINTENANCE & REPAIR	219,555	435,070	404,378	65,609	91,592	157,201	234,408
ADVERTISING & PROMOTION	1,802	5,096	-	6,459	9,020	15,479	5,037
CONTRACTUAL SERVICES	946	1,014	12,011	300	419	719	978
PROV FOR PASSENGER SECURITY	-	-	-	-	-	-	-
LEASES & RENTALS	10,187	1,857	10,187	-	-	-	1,857
TRAVEL, TRAINING, SEMINARS & DUES	60	960	60	1,700	2,375	4,075	50,950
WARRANTY AND OTHER CREDITS	-255,687	-176,845	-255,687	-265,901	-371,259	-637,160	-176,844
GENERAL EXPENSES	12,679	21,905	14,816	6,996	9,769	16,765	23,524
TOTAL OPERATING EXPENSE	31,957,246	29,717,082	31,959,213	13,171,068	17,862,624	31,033,692	31,338,387
<u>NON-OPERATING EXPENSE</u>							
LABOR	4,510,090	4,748,748	5,530,298	2,129,457	2,973,193	5,102,650	3,996,706
MATERIAL	106,813	1,872,985	5,778,439	1,494,664	1,824,056	3,318,720	1,872,984
OTHER SERVICES	1,142,112	4,305,780	-	1,042,230	1,455,195	2,497,425	4,305,780
TOTAL NON-OPERATING EXPENSE	5,759,015	10,927,513	11,308,737	4,666,351	6,252,444	10,918,795	10,175,470



# TRANSIT OPERATIONS BUS OPERATIONS ENGINEERING & TECHNICAL SERVICES - BUS

---



*33 Total Positions*

**CHICAGO TRANSIT AUTHORITY**

**2001 BUDGET BY CATEGORY**

Wednesday, November 01, 2000

DEPARTMENT 0935

BUS ENGINEERING & TECHNICAL SE

ROLLS UP TO DIVISION 0100

TRANSIT OPERATIONS

	<b>1998</b>	<b>1999</b>	<b>2000</b>	<b>2000</b>	<b>2000</b>	<b>2000</b>	<b>2001</b>
	<b>Actual</b>	<b>Actual</b>	<b>Budget</b>	<b>Actual 1-5</b>	<b>Forecast 6-12</b>	<b>Total</b>	<b>Budget</b>
<u>POSITIONS</u>							
FULL TIME PERM	31	32	33	-	33	33	33
PART TIME	-	-	-	-	-	-	-
FULL TIME TEMP	-	-	-	-	-	-	-
STO POSITIONS	-	-	-	-	-	-	-
TOTAL POSITIONS	31	32	33	-	33	33	33
<u>HOURS</u>							
OPERATING HOURS	55,712	56,745	56,924	23,786	33,223	57,009	57,456
NON-OPERATING HOURS	3,619	3,822	3,628	2,483	3,424	5,907	3,822
TOTAL HOURS	59,331	60,567	60,552	26,269	36,647	62,916	61,278
<u>OPERATING EXPENSE</u>							
LABOR	1,980,095	2,075,416	2,113,174	903,447	1,261,417	2,164,864	2,280,820
MATERIAL	24,877	31,467	29,982	10,273	102	10,375	58,351
FUEL - REVENUE EQUIPMENT	-	-	-	-	-	-	-
ELECTRIC POWER - REV EQUIPMENT	-	-	-	-	-	-	-
PROV FOR INJURIES AND DAMAGES	-	-	-	-	-	-	-
PURCHASE OF SECURITY SERVICES	-	-	-	-	-	-	-
PURCHASE OF PARATRANSIT SVCS	-	-	-	-	-	-	-
UTILITIES	1,507	-	1,507	-	-	-	-
MAINTENANCE & REPAIR	3,975	6,356	3,975	542	760	1,302	6,358
ADVERTISING & PROMOTION	480	-	480	-	-	-	-
CONTRACTUAL SERVICES	8,574	15,657	11,350	377	525	902	48,639
PROV FOR PASSENGER SECURITY	-	-	-	-	-	-	-
LEASES & RENTALS	-	1,840	-	-	-	-	1,840
TRAVEL, TRAINING, SEMINARS & DUES	10,233	5,883	11,254	4,114	5,741	9,855	5,779
WARRANTY AND OTHER CREDITS	-	-	-	-	-	-	-
GENERAL EXPENSES	35,210	35,294	31,935	12,794	17,865	30,659	34,941
TOTAL OPERATING EXPENSE	2,064,951	2,171,913	2,203,657	931,547	1,286,410	2,217,957	2,436,728
<u>NON-OPERATING EXPENSE</u>							
LABOR	104,076	139,153	137,000	91,683	128,011	219,694	139,154
MATERIAL	-	-	-	-	-	-	-
OTHER SERVICES	15,127	47,521	-	19,253	26,881	46,134	48,488
TOTAL NON-OPERATING EXPENSE	119,203	186,674	137,000	110,936	154,892	265,828	187,642

**CHICAGO TRANSIT AUTHORITY**

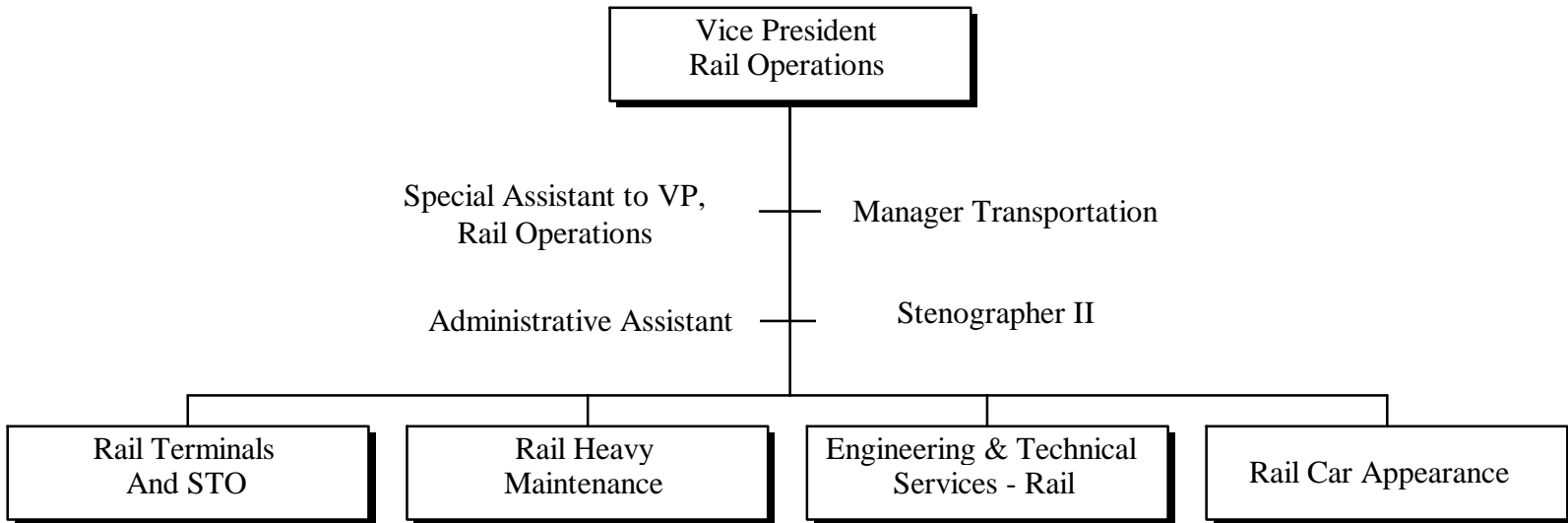
**2001 BUDGET BY CATEGORY**

Wednesday, November 01, 2000

SECTOR	0360	RAIL OPERATIONS	ROLLS UP TO DIVISION 0100					RAIL OPERATIONS	
			1998	1999	2000	2000	2000	2001	
			Actual	Actual	Budget	Actual 1-5	Forecast 6-12	Total	
								Budget	
<u>POSITIONS</u>									
FULL TIME PERM			1,029	984	1,038	-	1,052	1,052	1,075
PART TIME			21	12	20	-	-	-	-
FULL TIME TEMP			-	14	-	-	-	-	-
STO POSITIONS			1,435	1,372	1,383	-	1,383	1,383	1,373
TOTAL POSITIONS			2,485	2,382	2,441	-	2,435	2,435	2,448
<u>HOURS</u>									
OPERATING HOURS			4,698,486	4,695,648	4,497,047	1,838,336	2,570,666	4,409,002	4,419,501
NON-OPERATING HOURS			186,810	248,224	214,006	144,948	200,844	345,792	330,414
TOTAL HOURS			4,885,296	4,943,872	4,711,053	1,983,284	2,771,510	4,754,794	4,749,915
<u>OPERATING EXPENSE</u>									
LABOR			129,262,241	134,148,781	133,939,443	53,513,830	74,760,680	128,274,510	136,254,603
MATERIAL			17,059,238	19,716,558	16,909,022	7,502,230	8,249,924	15,752,154	16,313,578
FUEL - REVENUE EQUIPMENT			-	-	-	-	-	-	-
ELECTRIC POWER - REV EQUIPMENT			-	-	-	-	-	-	-
PROV FOR INJURIES AND DAMAGES			-	-	-	-	-	-	-
PURCHASE OF SECURITY SERVICES			-	-	-	-	-	-	-
PURCHASE OF PARATRANSIT SVCS			-	-	-	-	-	-	-
UTILITIES			-	-	-	-	-	-	-
MAINTENANCE & REPAIR			195,144	391,745	208,689	76,910	107,373	184,283	390,417
ADVERTISING & PROMOTION			-	75	-	14	21	35	-
CONTRACTUAL SERVICES			9,619	41,870	32,767	452	634	1,086	517,923
PROV FOR PASSENGER SECURITY			-	-	-	-	-	-	-
LEASES & RENTALS			384,429	40,560	6,142	5,025	7,016	12,041	40,406
TRAVEL, TRAINING, SEMINARS & DUES			22,024	27,106	15,756	7,547	10,534	18,081	26,957
WARRANTY AND OTHER CREDITS			-683,013	-162,167	-65,727	-46,111	-64,386	-110,497	-146,460
GENERAL EXPENSES			27,520	43,909	24,922	10,849	15,143	25,992	42,433
TOTAL OPERATING EXPENSE			146,277,202	154,248,437	151,071,014	61,070,746	83,086,939	144,157,685	153,439,857
<u>NON-OPERATING EXPENSE</u>									
LABOR			5,392,899	7,567,637	6,737,852	4,521,179	6,310,945	10,832,124	7,597,574
MATERIAL			5,297,552	3,650,008	3,091,347	956,194	1,169,572	2,125,766	3,664,107
OTHER SERVICES			17,910,097	77,219,217	50,000,000	38,038,314	53,110,095	91,148,409	77,219,158
TOTAL NON-OPERATING EXPENSE			28,600,548	88,436,862	59,829,199	43,515,687	60,590,612	104,106,299	88,480,839

**TRANSIT OPERATIONS  
RAIL OPERATIONS  
VICE PRESIDENT**

---



*5 Total Positions*

**CHICAGO TRANSIT AUTHORITY**

**2001 BUDGET BY CATEGORY**

Wednesday, November 01, 2000

DEPARTMENT 0361

RAIL OPERATIONS VP

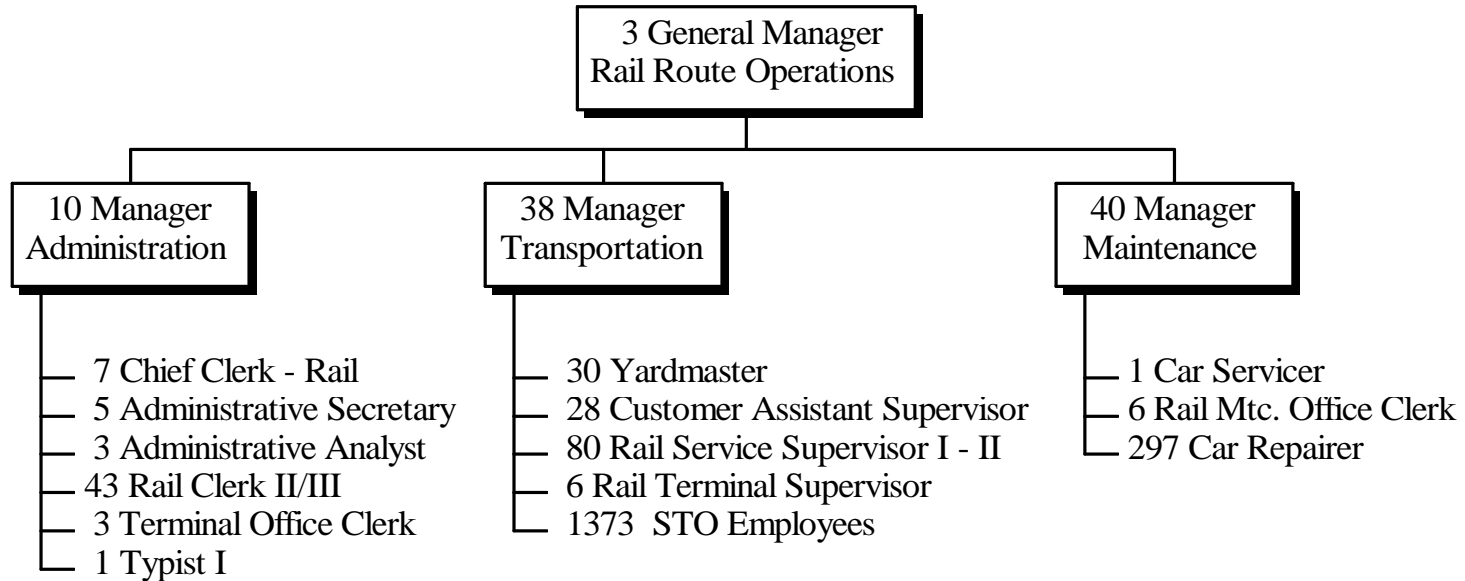
ROLLS UP TO DIVISION 0100

TRANSIT OPERATIONS

	<b>1998 Actual</b>	<b>1999 Actual</b>	<b>2000 Budget</b>	<b>2000 Actual 1-5</b>	<b>2000 Forecast 6-12</b>	<b>2000 Total</b>	<b>2001 Budget</b>
<u>POSITIONS</u>							
FULL TIME PERM	5	5	4	-	4	4	5
PART TIME	-	-	-	-	-	-	-
FULL TIME TEMP	-	-	-	-	-	-	-
STO POSITIONS	-	-	-	-	-	-	-
TOTAL POSITIONS	5	5	4	-	4	4	5
<u>HOURS</u>							
OPERATING HOURS	8,088	8,987	7,336	4,280	5,976	10,256	9,280
NON-OPERATING HOURS	-	-	-	-	-	-	-
TOTAL HOURS	8,088	8,987	7,336	4,280	5,976	10,256	9,280
<u>OPERATING EXPENSE</u>							
LABOR	347,433	432,361	386,275	205,765	287,293	493,058	481,582
MATERIAL	9,668	21,358	12,711	1,498	-	1,498	21,306
FUEL - REVENUE EQUIPMENT	-	-	-	-	-	-	-
ELECTRIC POWER - REV EQUIPMENT	-	-	-	-	-	-	-
PROV FOR INJURIES AND DAMAGES	-	-	-	-	-	-	-
PURCHASE OF SECURITY SERVICES	-	-	-	-	-	-	-
PURCHASE OF PARATRANSIT SVCS	-	-	-	-	-	-	-
UTILITIES	-	-	-	-	-	-	-
MAINTENANCE & REPAIR	-	-	-	-	-	-	-
ADVERTISING & PROMOTION	-	-	-	-	-	-	-
CONTRACTUAL SERVICES	-	9,656	-	-	-	-	9,656
PROV FOR PASSENGER SECURITY	-	-	-	-	-	-	-
LEASES & RENTALS	342,976	4,528	-	3,299	4,606	7,905	4,378
TRAVEL, TRAINING, SEMINARS & DUES	5,402	20,191	6,000	6,677	9,324	16,001	20,191
WARRANTY AND OTHER CREDITS	-13,227	-33,321	-13,227	-5,161	-7,209	-12,370	-18,765
GENERAL EXPENSES	1,249	14,383	4,700	667	930	1,597	14,382
TOTAL OPERATING EXPENSE	693,501	469,156	396,459	212,745	294,944	507,689	532,730
<u>NON-OPERATING EXPENSE</u>							
LABOR	-	-	-	-	-	-	-
MATERIAL	-	-	-	-	-	-	-
OTHER SERVICES	-	-	-	-	-	-	-
TOTAL NON-OPERATING EXPENSE	-	-	-	-	-	-	-

**TRANSIT OPERATIONS  
RAIL OPERATIONS  
RAIL TERMINALS**

---



*1974 total Postions*

CHICAGO TRANSIT AUTHORITY

2001 BUDGET BY CATEGORY

Thursday, September 28, 2000

DEPARTMENT 0130

RAIL TERMINALS

ROLLS UP TO DIVISION 0100

TRANSIT OPERATIONS

	1998 Actual	1999 Actual	2000 Budget	2000 Actual 1-5	2000 Forecast 6-12	2000 Total	2001 Budget
<u>POSITIONS</u>							
FULL TIME PERM	755	733	597	-	597	597	601
PART TIME	21	12	-	-	-	-	-
FULL TIME TEMP	-	-	-	-	-	-	-
STO POSITIONS	-	-	-	-	-	-	-
TOTAL POSITIONS	776	745	597	-	597	597	601
<u>HOURS</u>							
OPERATING HOURS	1,550,597	1,555,804	1,206,636	537,204	750,172	1,287,376	1,105,632
NON-OPERATING HOURS	112	109	-	1,436	2,005	3,441	69
TOTAL HOURS	1,550,709	1,555,913	1,206,636	538,640	752,177	1,290,817	1,105,701
<u>OPERATING EXPENSE</u>							
LABOR	45,596,075	47,669,483	40,967,147	17,693,544	24,716,083	42,409,627	37,851,312
MATERIAL	20,957,089	17,652,937	16,986,319	7,403,272	8,619,505	16,022,777	16,358,335
FUEL - REVENUE EQUIPMENT	-	-	-	-	-	-	-
ELECTRIC POWER - REV EQUIPMENT	-	-	-	-	-	-	-
PROV FOR INJURIES AND DAMAGES	-	-	-	-	-	-	-
PURCHASE OF SECURITY SERVICES	-	-	-	-	-	-	-
PURCHASE OF PARATRANSIT SVCS	-	-	-	-	-	-	-
UTILITIES	-	-	-	-	-	-	-
MAINTENANCE & REPAIR	55,417	120,463	61,469	23,915	33,384	57,299	119,829
ADVERTISING & PROMOTION	-	75	-	14	21	35	-
CONTRACTUAL SERVICES	3,095	163	261	303	426	729	-
PROV FOR PASSENGER SECURITY	-	-	-	-	-	-	-
LEASES & RENTALS	39,143	23,967	6,142	-	-	-	23,963
TRAVEL, TRAINING, SEMINARS & DUES	1,164	2,488	2,130	870	1,210	2,080	2,438
WARRANTY AND OTHER CREDITS	-	-	-	-	-	-	-
GENERAL EXPENSES	6,107	7,310	3,436	3,175	4,431	7,606	6,967
TOTAL OPERATING EXPENSE	66,658,090	65,476,886	58,026,904	25,125,093	33,375,060	58,500,153	54,362,844
<u>NON-OPERATING EXPENSE</u>							
LABOR	3,521	3,460	-	43,977	59,682	103,659	3,460
MATERIAL	-	519	-	-	-	-	455
OTHER SERVICES	11,648	12,718	-	-	-	-	12,718
TOTAL NON-OPERATING EXPENSE	15,169	16,697	-	43,977	59,682	103,659	16,633

---

Results-Oriented

We will focus on getting  
the job done and will  
derive  
personal  
satisfaction from  
the service we provide.



**CHICAGO TRANSIT AUTHORITY**

**2001 BUDGET BY CATEGORY**

Wednesday, November 01, 2000

DEPARTMENT 0168

RAIL STO

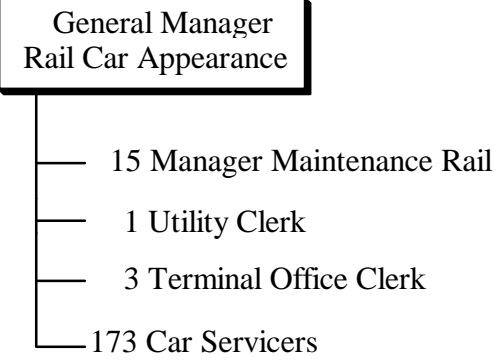
ROLLS UP TO DIVISION 0100

TRANSIT OPERATIONS

	<b>1998</b>	<b>1999</b>	<b>2000</b>	<b>2000</b>	<b>2000</b>	<b>2000</b>	<b>2001</b>
	<b>Actual</b>	<b>Actual</b>	<b>Budget</b>	<b>Actual 1-5</b>	<b>Forecast 6-12</b>	<b>Total</b>	<b>Budget</b>
<u>POSITIONS</u>							
FULL TIME PERM	-	-	-	-	-	-	-
PART TIME	-	-	-	-	-	-	-
FULL TIME TEMP	-	-	-	-	-	-	-
STO POSITIONS	1,435	1,372	1,383	-	1,383	1,383	1,373
TOTAL POSITIONS	1,435	1,372	1,383	-	1,383	1,383	1,373
<u>HOURS</u>							
OPERATING HOURS	2,779,528	2,705,876	2,638,325	1,052,938	1,472,315	2,525,253	2,616,319
NON-OPERATING HOURS	65,035	64,717	-	34,474	47,256	81,730	64,381
TOTAL HOURS	2,844,563	2,770,593	2,638,325	1,087,412	1,519,571	2,606,983	2,680,700
<u>OPERATING EXPENSE</u>							
LABOR	74,246,629	74,598,396	75,356,291	29,796,429	41,672,393	71,468,822	79,642,433
MATERIAL	-	1	-	-	-	-	-
FUEL - REVENUE EQUIPMENT	-	-	-	-	-	-	-
ELECTRIC POWER - REV EQUIPMENT	-	-	-	-	-	-	-
PROV FOR INJURIES AND DAMAGES	-	-	-	-	-	-	-
PURCHASE OF SECURITY SERVICES	-	-	-	-	-	-	-
PURCHASE OF PARATRANSIT SVCS	-	-	-	-	-	-	-
UTILITIES	-	-	-	-	-	-	-
MAINTENANCE & REPAIR	-	-	-	-	-	-	-
ADVERTISING & PROMOTION	-	-	-	-	-	-	-
CONTRACTUAL SERVICES	-	-	-	-	-	-	-
PROV FOR PASSENGER SECURITY	-	-	-	-	-	-	-
LEASES & RENTALS	-	-	-	-	-	-	-
TRAVEL, TRAINING, SEMINARS & DUES	-	-	-	-	-	-	-
WARRANTY AND OTHER CREDITS	-	-	-	-	-	-	-
GENERAL EXPENSES	-	-	-	-	-	-	-
TOTAL OPERATING EXPENSE	74,246,629	74,598,397	75,356,291	29,796,429	41,672,393	71,468,822	79,642,433
<u>NON-OPERATING EXPENSE</u>							
LABOR	1,693,099	1,830,462	-	996,256	1,391,059	2,387,315	1,854,433
MATERIAL	-	-	-	-	-	-	-
OTHER SERVICES	-	-	-	-	-	-	-
TOTAL NON-OPERATING EXPENSE	1,693,099	1,830,462	-	996,256	1,391,059	2,387,315	1,854,433

**TRANSIT OPERATIONS  
RAIL OPERATIONS  
RAIL CAR APPEARANCE**

---



*193 Total Positions*

**CHICAGO TRANSIT AUTHORITY**

**2001 BUDGET BY CATEGORY**

Wednesday, November 01, 2000

DEPARTMENT 0460

RAIL CAR APPEARANCE

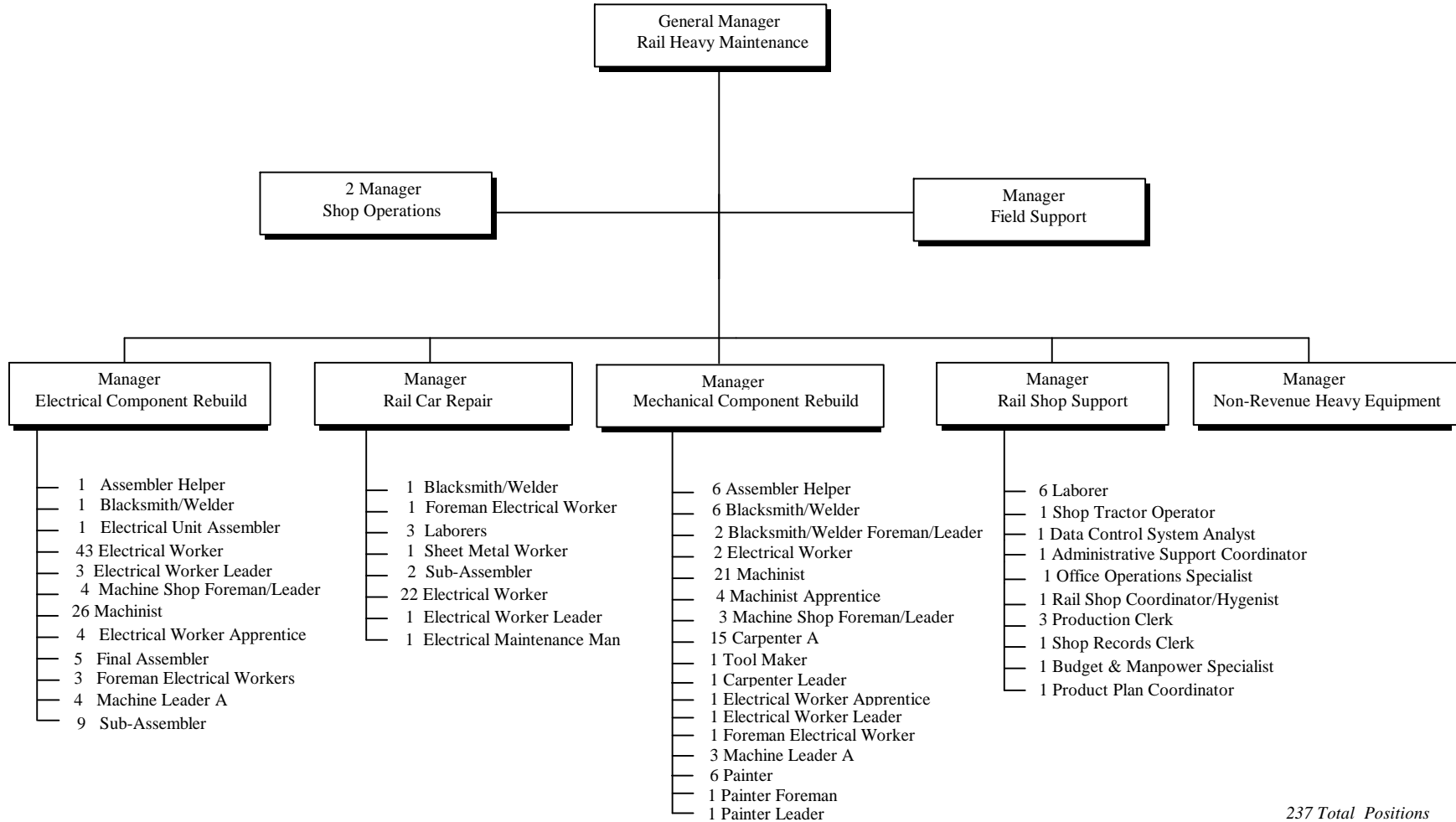
ROLLS UP TO DIVISION 0100

TRANSIT OPERATIONS

	<b>1998</b>	<b>1999</b>	<b>2000</b>	<b>2000</b>	<b>2000</b>	<b>2000</b>	<b>2001</b>
	<b>Actual</b>	<b>Actual</b>	<b>Budget</b>	<b>Actual 1-5</b>	<b>Forecast 6-12</b>	<b>Total</b>	<b>Budget</b>
<u>POSITIONS</u>							
FULL TIME PERM	-	-	169	-	189	189	193
PART TIME	-	-	20	-	-	-	-
FULL TIME TEMP	-	-	-	-	-	-	-
STO POSITIONS	-	-	-	-	-	-	-
TOTAL POSITIONS	-	-	189	-	189	189	193
<u>HOURS</u>							
OPERATING HOURS	-	60,683	359,124	130,201	181,741	311,942	365,720
NON-OPERATING HOURS	-	-	-	-	-	-	-
TOTAL HOURS	-	60,683	359,124	130,201	181,741	311,942	365,720
<u>OPERATING EXPENSE</u>							
LABOR	-	1,359,415	8,611,303	2,932,049	4,093,802	7,025,851	9,061,466
MATERIAL	-	-	498,554	836	4,768	5,604	-
FUEL - REVENUE EQUIPMENT	-	-	-	-	-	-	-
ELECTRIC POWER - REV EQUIPMENT	-	-	-	-	-	-	-
PROV FOR INJURIES AND DAMAGES	-	-	-	-	-	-	-
PURCHASE OF SECURITY SERVICES	-	-	-	-	-	-	-
PURCHASE OF PARATRANSIT SVCS	-	-	-	-	-	-	-
UTILITIES	-	-	-	-	-	-	-
MAINTENANCE & REPAIR	-	-	-	-	-	-	-
ADVERTISING & PROMOTION	-	-	-	-	-	-	-
CONTRACTUAL SERVICES	-	-	-	-	-	-	476,388
PROV FOR PASSENGER SECURITY	-	-	-	-	-	-	-
LEASES & RENTALS	-	-	-	-	-	-	-
TRAVEL, TRAINING, SEMINARS & DUES	-	-	-	-	-	-	-
WARRANTY AND OTHER CREDITS	-	-	-	-	-	-	-
GENERAL EXPENSES	-	-	-	246	342	588	-
TOTAL OPERATING EXPENSE	-	1,359,415	9,109,857	2,933,131	4,098,912	7,032,043	9,537,854
<u>NON-OPERATING EXPENSE</u>							
LABOR	-	-	-	-	-	-	-
MATERIAL	-	-	-	-	-	-	-
OTHER SERVICES	-	-	-	-	-	-	-
TOTAL NON-OPERATING EXPENSE	-	-	-	-	-	-	-

# TRANSIT OPERATIONS RAIL OPERATIONS RAIL HEAVY MAINTENANCE

---



*237 Total Positions*

**CHICAGO TRANSIT AUTHORITY**

**2001 BUDGET BY CATEGORY**

Wednesday, November 01, 2000

DEPARTMENT 0404

RAIL HEAVY MAINTENANCE

ROLLS UP TO DIVISION 0100

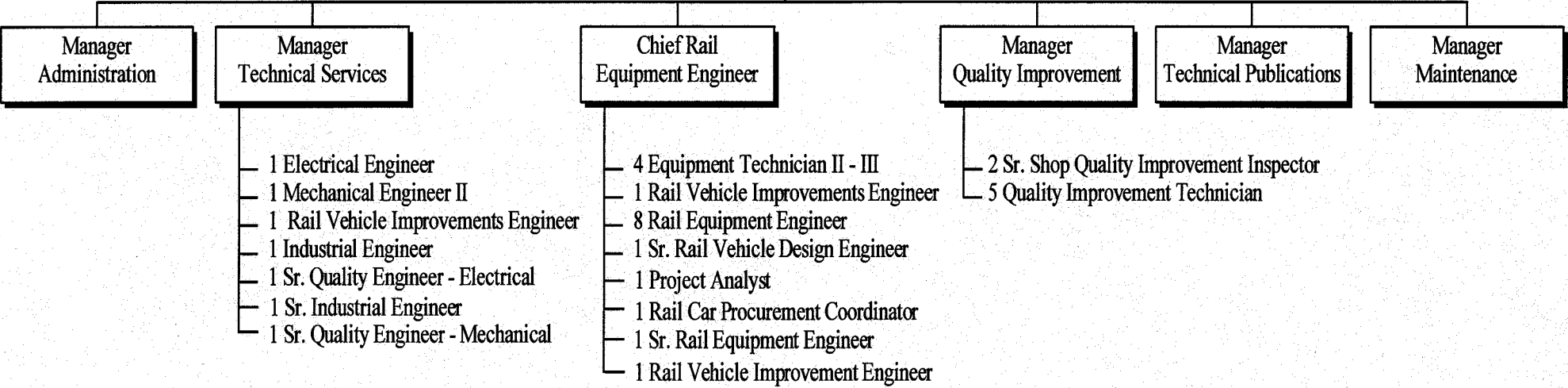
TRANSIT OPERATIONS

	<b>1998 Actual</b>	<b>1999 Actual</b>	<b>2000 Budget</b>	<b>2000 Actual 1-5</b>	<b>2000 Forecast 6-12</b>	<b>2000 Total</b>	<b>2001 Budget</b>
<u>POSITIONS</u>							
FULL TIME PERM	239	221	238	-	238	238	237
PART TIME	-	-	-	-	-	-	-
FULL TIME TEMP	-	14	-	-	-	-	-
STO POSITIONS	-	-	-	-	-	-	-
TOTAL POSITIONS	239	235	238	-	238	238	237
<u>HOURS</u>							
OPERATING HOURS	315,542	327,139	240,184	98,756	135,530	234,286	268,654
NON-OPERATING HOURS	112,232	170,047	203,448	102,247	142,136	244,383	242,161
TOTAL HOURS	427,774	497,186	443,632	201,003	277,666	478,669	510,815
<u>OPERATING EXPENSE</u>							
LABOR	7,358,715	8,592,992	6,737,717	2,298,903	3,171,329	5,470,232	7,001,541
MATERIAL	-3,990,182	1,773,001	-769,635	55,610	-374,349	-318,739	-351,869
FUEL - REVENUE EQUIPMENT	-	-	-	-	-	-	-
ELECTRIC POWER - REV EQUIPMENT	-	-	-	-	-	-	-
PROV FOR INJURIES AND DAMAGES	-	-	-	-	-	-	-
PURCHASE OF SECURITY SERVICES	-	-	-	-	-	-	-
PURCHASE OF PARATRANSIT SVCS	-	-	-	-	-	-	-
UTILITIES	-	-	-	-	-	-	-
MAINTENANCE & REPAIR	105,957	257,684	139,644	51,680	72,156	123,836	256,992
ADVERTISING & PROMOTION	-	-	-	-	-	-	-
CONTRACTUAL SERVICES	180	10,172	6	-	-	-	10,000
PROV FOR PASSENGER SECURITY	-	-	-	-	-	-	-
LEASES & RENTALS	-	4,241	-	863	1,205	2,068	4,241
TRAVEL, TRAINING, SEMINARS & DUES	15,206	970	2,500	-	-	-	970
WARRANTY AND OTHER CREDITS	-669,786	-128,846	-52,500	-40,950	-57,177	-98,127	-127,695
GENERAL EXPENSES	1,029	2,677	2,718	432	603	1,035	2,019
TOTAL OPERATING EXPENSE	2,821,119	10,512,891	6,060,450	2,366,538	2,813,767	5,180,305	6,796,199
<u>NON-OPERATING EXPENSE</u>							
LABOR	3,342,957	5,236,218	6,312,851	3,219,350	4,494,968	7,714,318	5,238,812
MATERIAL	5,097,495	3,445,117	3,091,347	953,119	1,165,811	2,118,930	3,459,280
OTHER SERVICES	78,650	188,658	-	292,903	408,961	701,864	188,599
TOTAL NON-OPERATING EXPENSE	8,519,102	8,869,993	9,404,198	4,465,372	6,069,740	10,535,112	8,886,691

**TRANSIT OPERATIONS  
RAIL OPERATIONS  
ENGINEERING & TECHNICAL SERVICES - RAIL**

---

General Manager  
Rail Engineering & Technical  
Services



*39 Total Positions*

**CHICAGO TRANSIT AUTHORITY**

**2001 BUDGET BY CATEGORY**

Wednesday, November 01, 2000

DEPARTMENT 0480

ENGINEERING & TECH SERVICE RAI

ROLLS UP TO DIVISION 0100

TRANSIT OPERATIONS

	<b>1998</b>	<b>1999</b>	<b>2000</b>	<b>2000</b>	<b>2000</b>	<b>2000</b>	<b>2001</b>
	<b>Actual</b>	<b>Actual</b>	<b>Budget</b>	<b>Actual 1-5</b>	<b>Forecast 6-12</b>	<b>Total</b>	<b>Budget</b>
<u>POSITIONS</u>							
FULL TIME PERM	30	25	30	-	30	30	39
PART TIME	-	-	-	-	-	-	-
FULL TIME TEMP	-	-	-	-	-	-	-
STO POSITIONS	-	-	-	-	-	-	-
TOTAL POSITIONS	30	25	30	-	30	30	39
<u>HOURS</u>							
OPERATING HOURS	44,731	37,159	45,442	14,957	24,932	39,889	53,896
NON-OPERATING HOURS	9,431	13,351	10,558	6,791	9,447	16,238	23,803
TOTAL HOURS	54,162	50,510	56,000	21,748	34,379	56,127	77,699
<u>OPERATING EXPENSE</u>							
LABOR	1,713,389	1,496,134	1,880,710	587,140	819,780	1,406,920	2,216,269
MATERIAL	82,610	269,261	181,073	41,014	-	41,014	285,806
FUEL - REVENUE EQUIPMENT	-	-	-	-	-	-	-
ELECTRIC POWER - REV EQUIPMENT	-	-	-	-	-	-	-
PROV FOR INJURIES AND DAMAGES	-	-	-	-	-	-	-
PURCHASE OF SECURITY SERVICES	-	-	-	-	-	-	-
PURCHASE OF PARATRANSIT SVCS	-	-	-	-	-	-	-
UTILITIES	-	-	-	-	-	-	-
MAINTENANCE & REPAIR	33,770	13,598	7,576	1,315	1,833	3,148	13,596
ADVERTISING & PROMOTION	-	-	-	-	-	-	-
CONTRACTUAL SERVICES	6,344	21,879	32,500	149	208	357	21,879
PROV FOR PASSENGER SECURITY	-	-	-	-	-	-	-
LEASES & RENTALS	2,310	7,824	-	863	1,205	2,068	7,824
TRAVEL, TRAINING, SEMINARS & DUES	252	3,457	5,126	-	-	-	3,358
WARRANTY AND OTHER CREDITS	-	-	-	-	-	-	-
GENERAL EXPENSES	19,135	19,539	14,068	6,329	8,837	15,166	19,065
TOTAL OPERATING EXPENSE	1,857,810	1,831,692	2,121,053	636,810	831,863	1,468,673	2,567,797
<u>NON-OPERATING EXPENSE</u>							
LABOR	353,322	497,497	425,001	261,596	365,236	626,832	500,869
MATERIAL	200,057	204,372	-	3,075	3,761	6,836	204,372
OTHER SERVICES	17,819,799	77,017,841	50,000,000	37,745,411	52,701,134	90,446,545	77,017,841
TOTAL NON-OPERATING EXPENSE	18,373,178	77,719,710	50,425,001	38,010,082	53,070,131	91,080,213	77,723,082

**CHICAGO TRANSIT AUTHORITY**

**2001 BUDGET BY CATEGORY**

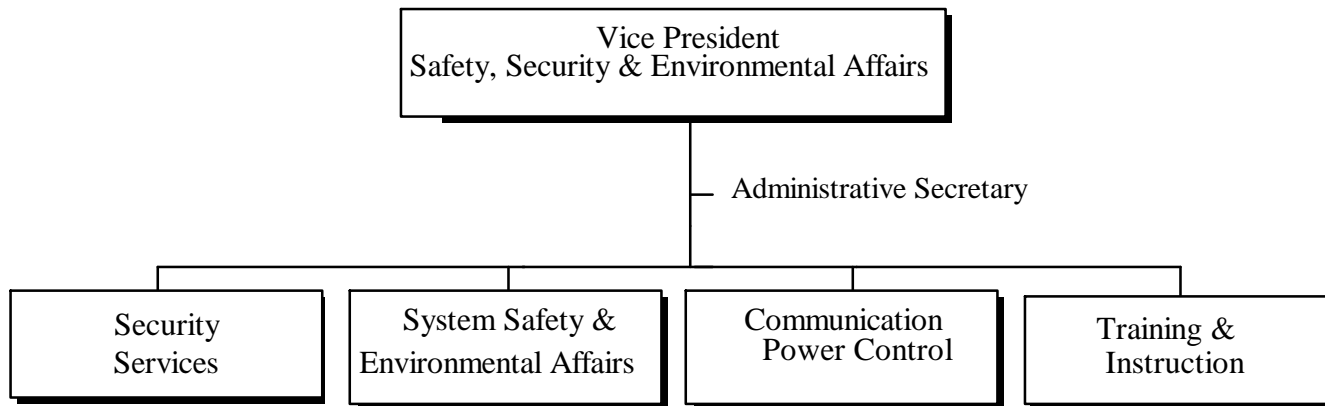
Wednesday, November 01, 2000

SECTOR	0090	SAFETY, SECURITY, TRAINING	ROLLS UP TO DIVISION 0100					SAFETY, SECURITY, TRAINING	
			1998 Actual	1999 Actual	2000 Budget	2000 Actual 1-5	2000 Forecast 6-12	2000 Total	2001 Budget
<u>POSITIONS</u>									
FULL TIME PERM			277	260	292	-	291	291	298
PART TIME			-	-	-	-	-	-	-
FULL TIME TEMP			-	-	-	-	-	-	-
STO POSITIONS			-	-	-	-	-	-	-
TOTAL POSITIONS			277	260	292	-	291	291	298
<u>HOURS</u>									
OPERATING HOURS			463,888	479,932	549,552	218,551	305,161	523,712	554,112
NON-OPERATING HOURS			-	-	-	-	-	-	-
TOTAL HOURS			463,888	479,932	549,552	218,551	305,161	523,712	554,112
<u>OPERATING EXPENSE</u>									
LABOR			14,945,518	15,918,442	18,664,228	7,398,898	10,330,557	17,729,455	19,653,791
MATERIAL			220,065	223,209	303,921	108,039	158,900	266,939	289,793
FUEL - REVENUE EQUIPMENT			-	-	-	-	-	-	-
ELECTRIC POWER - REV EQUIPMENT			-	-	-	-	-	-	-
PROV FOR INJURIES AND DAMAGES			-	-	-	-	-	-	-
PURCHASE OF SECURITY SERVICES			18,184,372	19,795,196	20,457,848	7,551,732	12,075,000	19,626,732	22,223,198
PURCHASE OF PARATRANSIT SVCS			-	-	-	-	-	-	-
UTILITIES			-	-	-	-	-	-	-
MAINTENANCE & REPAIR			6,679	79,540	45,879	24,428	34,107	58,535	79,381
ADVERTISING & PROMOTION			-	-	-	-	-	-	-
CONTRACTUAL SERVICES			69,236	101,948	69,536	20,677	29,007	49,684	101,760
PROV FOR PASSENGER SECURITY			-	-	-	-	-	-	-
LEASES & RENTALS			200,894	737,118	621,894	401,754	560,939	962,693	736,349
TRAVEL, TRAINING, SEMINARS & DUES			70,564	92,177	75,599	41,896	58,507	100,403	142,971
WARRANTY AND OTHER CREDITS			-	-	-	-	-	-	-
GENERAL EXPENSES			51,474	64,998	110,036	18,757	26,189	44,946	70,317
TOTAL OPERATING EXPENSE			33,748,802	37,012,628	40,348,941	15,566,181	23,273,206	38,839,387	43,297,560
<u>NON-OPERATING EXPENSE</u>									
LABOR			-	-	-	-	-	-	-
MATERIAL			-	-	-	-	-	-	-
OTHER SERVICES			193,528	269,022	-	657,250	917,670	1,574,920	13,720
TOTAL NON-OPERATING EXPENSE			193,528	269,022	-	657,250	917,670	1,574,920	13,720



**TRANSIT OPERATIONS  
SAFETY, SECURITY & TRAINING  
VICE PRESIDENT**

---

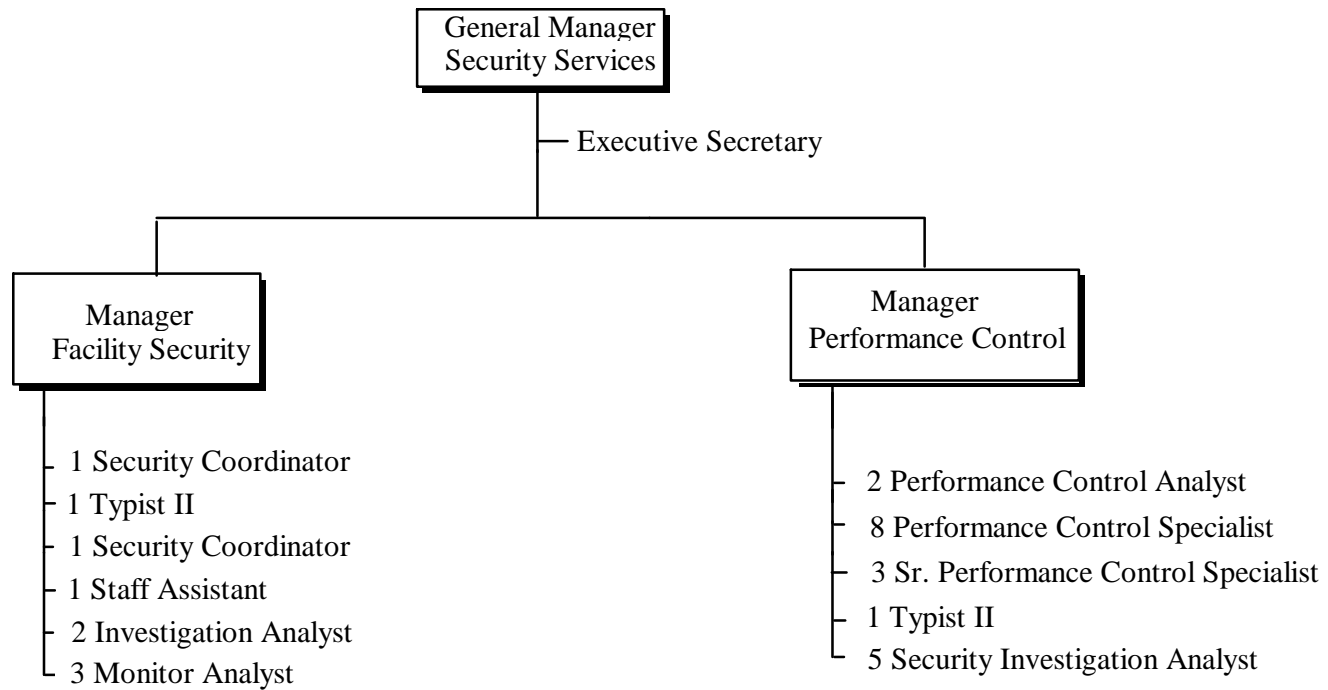


*2 Total  
Positions*



**TRANSIT OPERATIONS  
SAFETY, SECURITY & TRAINING  
SECURITY SERVICES**

---



*32 Total Positions*

**CHICAGO TRANSIT AUTHORITY**

**2001 BUDGET BY CATEGORY**

Wednesday, November 01, 2000

DEPARTMENT 0010

SECURITY SERVICES

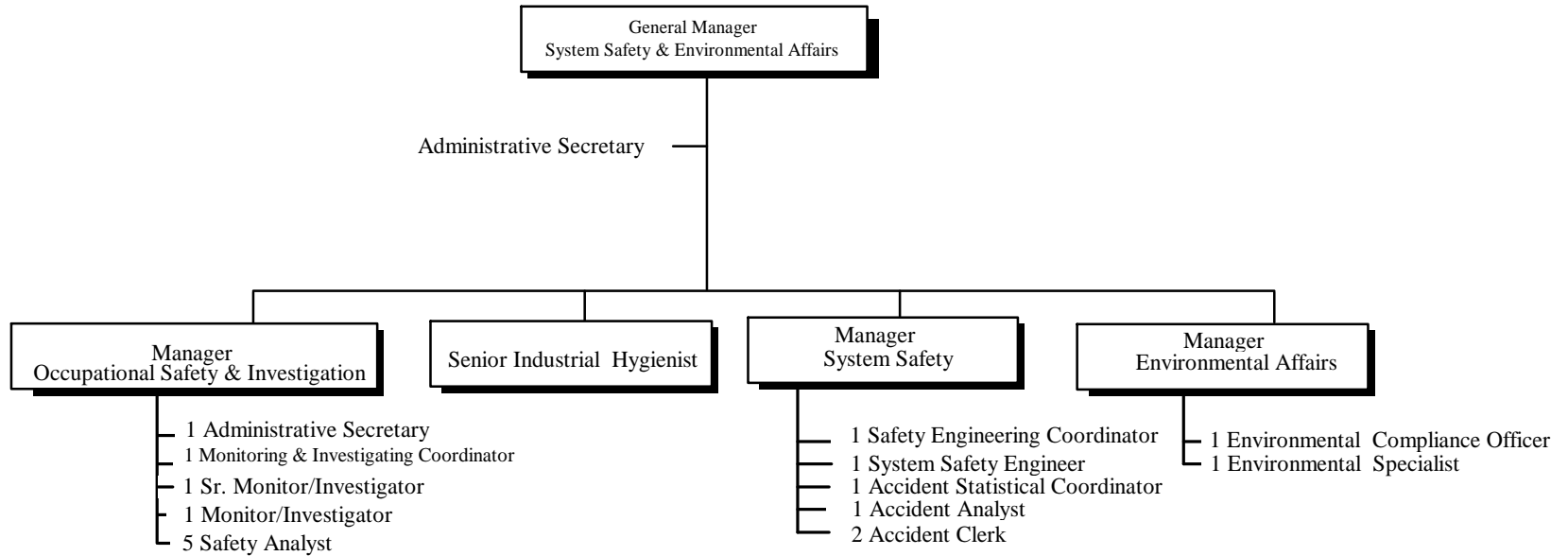
ROLLS UP TO DIVISION 0100

TRANSIT OPERATIONS

	<b>1998</b>	<b>1999</b>	<b>2000</b>	<b>2000</b>	<b>2000</b>	<b>2000</b>	<b>2001</b>
	<b>Actual</b>	<b>Actual</b>	<b>Budget</b>	<b>Actual 1-5</b>	<b>Forecast 6-12</b>	<b>Total</b>	<b>Budget</b>
<u>POSITIONS</u>							
FULL TIME PERM	27	26	32	-	32	32	32
PART TIME	-	-	-	-	-	-	-
FULL TIME TEMP	-	-	-	-	-	-	-
STO POSITIONS	-	-	-	-	-	-	-
TOTAL POSITIONS	27	26	32	-	32	32	32
<u>HOURS</u>							
OPERATING HOURS	37,933	43,757	62,528	19,542	27,301	46,843	60,464
NON-OPERATING HOURS	-	-	-	-	-	-	-
TOTAL HOURS	37,933	43,757	62,528	19,542	27,301	46,843	60,464
<u>OPERATING EXPENSE</u>							
LABOR	970,864	1,150,989	1,680,099	525,156	733,237	1,258,393	1,695,586
MATERIAL	7,372	10,412	6,299	5,940	20,284	26,224	9,564
FUEL - REVENUE EQUIPMENT	-	-	-	-	-	-	-
ELECTRIC POWER - REV EQUIPMENT	-	-	-	-	-	-	-
PROV FOR INJURIES AND DAMAGES	-	-	-	-	-	-	-
PURCHASE OF SECURITY SERVICES	18,184,372	19,795,196	20,457,848	7,551,732	12,075,000	19,626,732	22,223,198
PURCHASE OF PARATRANSIT SVCS	-	-	-	-	-	-	-
UTILITIES	-	-	-	-	-	-	-
MAINTENANCE & REPAIR	292	268	292	-	-	-	268
ADVERTISING & PROMOTION	-	-	-	-	-	-	-
CONTRACTUAL SERVICES	14,508	8,141	14,508	-	-	-	8,141
PROV FOR PASSENGER SECURITY	-	-	-	-	-	-	-
LEASES & RENTALS	750	445,642	341,750	218,540	305,131	523,671	444,900
TRAVEL, TRAINING, SEMINARS & DUES	3,525	1,949	3,525	2,340	3,270	5,610	1,849
WARRANTY AND OTHER CREDITS	-	-	-	-	-	-	-
GENERAL EXPENSES	20,731	16,082	20,731	7,202	10,057	17,259	15,703
TOTAL OPERATING EXPENSE	19,202,414	21,428,679	22,525,052	8,310,910	13,146,979	21,457,889	24,399,209
<u>NON-OPERATING EXPENSE</u>							
LABOR	-	-	-	-	-	-	-
MATERIAL	-	-	-	-	-	-	-
OTHER SERVICES	1,545	-	-	-	-	-	-
TOTAL NON-OPERATING EXPENSE	1,545	-	-	-	-	-	-

# TRANSIT OPERATIONS SAFETY, SECURITY & TRAINING SYSTEM SAFETY & ENVIRONMENTAL AFFAIRS

---



*23 Total Positions*

**CHICAGO TRANSIT AUTHORITY**

**2001 BUDGET BY CATEGORY**

Wednesday, November 01, 2000

DEPARTMENT 0630

SYSTEM SAFTE & ENVIRONMENTAL A

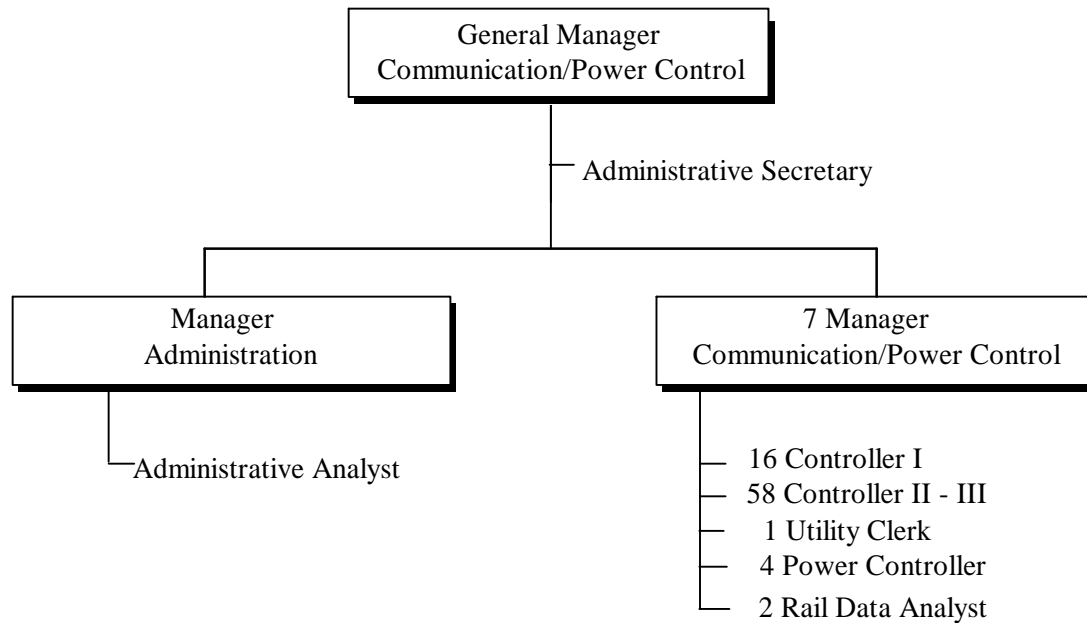
ROLLS UP TO DIVISION 0100

TRANSIT OPERATIONS

	<b>1998 Actual</b>	<b>1999 Actual</b>	<b>2000 Budget</b>	<b>2000 Actual 1-5</b>	<b>2000 Forecast 6-12</b>	<b>2000 Total</b>	<b>2001 Budget</b>
<u>POSITIONS</u>							
FULL TIME PERM	23	24	23	-	23	23	23
PART TIME	-	-	-	-	-	-	-
FULL TIME TEMP	-	-	-	-	-	-	-
STO POSITIONS	-	-	-	-	-	-	-
TOTAL POSITIONS	23	24	23	-	23	23	23
<u>HOURS</u>							
OPERATING HOURS	22,640	39,130	42,712	16,995	23,739	40,734	43,136
NON-OPERATING HOURS	-	-	-	-	-	-	-
TOTAL HOURS	22,640	39,130	42,712	16,995	23,739	40,734	43,136
<u>OPERATING EXPENSE</u>							
LABOR	810,074	1,401,409	1,563,172	604,666	844,257	1,448,923	1,616,381
MATERIAL	11,063	26,438	33,788	16,785	-	16,785	36,982
FUEL - REVENUE EQUIPMENT	-	-	-	-	-	-	-
ELECTRIC POWER - REV EQUIPMENT	-	-	-	-	-	-	-
PROV FOR INJURIES AND DAMAGES	-	-	-	-	-	-	-
PURCHASE OF SECURITY SERVICES	-	-	-	-	-	-	-
PURCHASE OF PARATRANSIT SVCS	-	-	-	-	-	-	-
UTILITIES	-	-	-	-	-	-	-
MAINTENANCE & REPAIR	91	1,441	91	-	-	-	1,441
ADVERTISING & PROMOTION	-	-	-	-	-	-	-
CONTRACTUAL SERVICES	47,020	79,478	47,320	1,814	2,532	4,346	79,216
PROV FOR PASSENGER SECURITY	-	-	-	-	-	-	-
LEASES & RENTALS	-	-	-	300	419	719	-
TRAVEL, TRAINING, SEMINARS & DUES	4,170	4,503	4,205	1,039	1,451	2,490	24,639
WARRANTY AND OTHER CREDITS	-	-	-	-	-	-	-
GENERAL EXPENSES	8,689	28,213	63,251	4,907	6,855	11,762	24,052
TOTAL OPERATING EXPENSE	881,107	1,541,482	1,711,827	629,511	855,514	1,485,025	1,782,711
<u>NON-OPERATING EXPENSE</u>							
LABOR	-	-	-	-	-	-	-
MATERIAL	-	-	-	-	-	-	-
OTHER SERVICES	-	-	-	31,188	43,547	74,735	-
TOTAL NON-OPERATING EXPENSE	-	-	-	31,188	43,547	74,735	-

**TRANSIT OPERATIONS  
SAFETY, SECURITY, & TRAINING  
COMMUNICATION/POWER CONTROL**

---



*92 Total Positions*

CHICAGO TRANSIT AUTHORITY

2001 BUDGET BY CATEGORY

Thursday, September 28, 2000

DEPARTMENT 0115

COMMUNICATIONS/POWER CONTROL

ROLLS UP TO DIVISION 0100

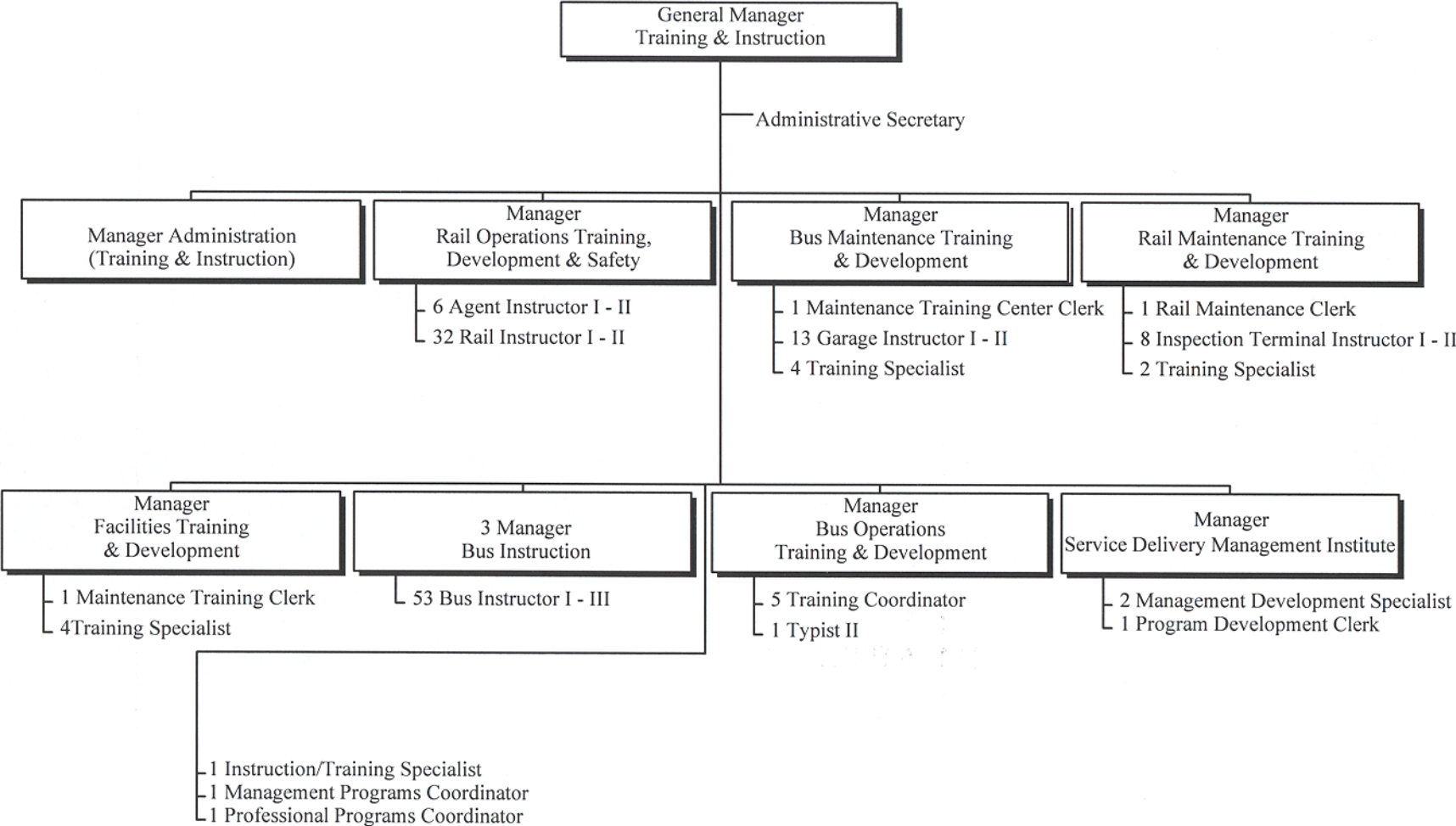
TRANSIT OPERATIONS

	1998 Actual	1999 Actual	2000 Budget	2000 Actual 1-5	2000 Forecast 6-12	2000 Total	2001 Budget
<u>POSITIONS</u>							
FULL TIME PERM	78	69	92	-	92	92	92
PART TIME	-	-	-	-	-	-	-
FULL TIME TEMP	-	-	-	-	-	-	-
STO POSITIONS	-	-	-	-	-	-	-
TOTAL POSITIONS	78	69	92	-	92	92	92
<u>HOURS</u>							
OPERATING HOURS	162,368	143,326	167,448	70,186	97,993	168,179	171,224
NON-OPERATING HOURS	-	-	-	-	-	-	-
TOTAL HOURS	162,368	143,326	167,448	70,186	97,993	168,179	171,224
<u>OPERATING EXPENSE</u>							
LABOR	5,405,967	4,980,258	6,086,283	2,536,137	3,541,027	6,077,164	6,672,997
MATERIAL	21,557	30,818	49,961	-30,370	3,516	-26,854	44,600
FUEL - REVENUE EQUIPMENT	-	-	-	-	-	-	-
ELECTRIC POWER - REV EQUIPMENT	-	-	-	-	-	-	-
PROV FOR INJURIES AND DAMAGES	-	-	-	-	-	-	-
PURCHASE OF SECURITY SERVICES	-	-	-	-	-	-	-
PURCHASE OF PARATRANSIT SVCS	-	-	-	-	-	-	-
UTILITIES	-	-	-	-	-	-	-
MAINTENANCE & REPAIR	5,116	159	10,316	-	-	-	-
ADVERTISING & PROMOTION	-	-	-	-	-	-	-
CONTRACTUAL SERVICES	7,503	14,329	7,503	18,863	26,475	45,338	14,403
PROV FOR PASSENGER SECURITY	-	-	-	-	-	-	-
LEASES & RENTALS	200,144	268,245	240,144	180,884	252,556	433,440	268,242
TRAVEL, TRAINING, SEMINARS & DUES	-	304	-	-	-	-	304
WARRANTY AND OTHER CREDITS	-	-	-	-	-	-	-
GENERAL EXPENSES	303	9,108	303	-	-	-	9,108
TOTAL OPERATING EXPENSE	5,640,590	5,303,221	6,394,510	2,705,514	3,823,574	6,529,088	7,009,654
<u>NON-OPERATING EXPENSE</u>							
LABOR	-	-	-	-	-	-	-
MATERIAL	-	-	-	-	-	-	-
OTHER SERVICES	845	255,302	-	186,965	261,045	448,010	-
TOTAL NON-OPERATING EXPENSE	845	255,302	-	186,965	261,045	448,010	-



# TRANSIT OPERATIONS SAFETY, SECURITY, & TRAINING TRAINING & INSTRUCTION

---



CHICAGO TRANSIT AUTHORITY

2001 BUDGET BY CATEGORY

Thursday, September 28, 2000

DEPARTMENT 0180

TRAINING AND INSTRUCTION

ROLLS UP TO DIVISION 0100

TRANSIT OPERATIONS

	1998 Actual	1999 Actual	2000 Budget	2000 Actual 1-5	2000 Forecast 6-12	2000 Total	2001 Budget
<u>POSITIONS</u>							
FULL TIME PERM	147	139	149	-	149	149	149
PART TIME	-	-	-	-	-	-	-
FULL TIME TEMP	-	-	-	-	-	-	-
STO POSITIONS	-	-	-	-	-	-	-
TOTAL POSITIONS	147	139	149	-	149	149	149
<u>HOURS</u>							
OPERATING HOURS	239,523	249,983	273,176	110,412	154,147	264,559	275,504
NON-OPERATING HOURS	-	-	-	-	-	-	-
TOTAL HOURS	239,523	249,983	273,176	110,412	154,147	264,559	275,504
<u>OPERATING EXPENSE</u>							
LABOR	7,684,329	8,197,412	9,148,539	3,668,222	5,121,673	8,789,895	9,485,334
MATERIAL	179,923	154,860	211,903	115,523	135,100	250,623	197,977
FUEL - REVENUE EQUIPMENT	-	-	-	-	-	-	-
ELECTRIC POWER - REV EQUIPMENT	-	-	-	-	-	-	-
PROV FOR INJURIES AND DAMAGES	-	-	-	-	-	-	-
PURCHASE OF SECURITY SERVICES	-	-	-	-	-	-	-
PURCHASE OF PARATRANSIT SVCS	-	-	-	-	-	-	-
UTILITIES	-	-	-	-	-	-	-
MAINTENANCE & REPAIR	1,180	77,672	35,180	24,428	34,107	58,535	77,672
ADVERTISING & PROMOTION	-	-	-	-	-	-	-
CONTRACTUAL SERVICES	205	-	205	-	-	-	-
PROV FOR PASSENGER SECURITY	-	-	-	-	-	-	-
LEASES & RENTALS	-	23,231	40,000	2,030	2,833	4,863	23,207
TRAVEL, TRAINING, SEMINARS & DUES	62,869	79,996	62,869	38,079	53,173	91,252	110,755
WARRANTY AND OTHER CREDITS	-	-	-	-	-	-	-
GENERAL EXPENSES	11,740	11,502	15,740	6,648	9,277	15,925	21,454
TOTAL OPERATING EXPENSE	7,940,246	8,544,673	9,514,436	3,854,930	5,356,163	9,211,093	9,916,399
<u>NON-OPERATING EXPENSE</u>							
LABOR	-	-	-	-	-	-	-
MATERIAL	-	-	-	-	-	-	-
OTHER SERVICES	191,138	13,720	-	439,097	613,078	1,052,175	13,720
TOTAL NON-OPERATING EXPENSE	191,138	13,720	-	439,097	613,078	1,052,175	13,720

---

Innovative

We will seek out and encourage  
employees who  
initiate  
change,  
improvement, learning  
and advancement of our goals.

**CHICAGO TRANSIT AUTHORITY**

**2001 BUDGET BY CATEGORY**

Wednesday, November 01, 2000

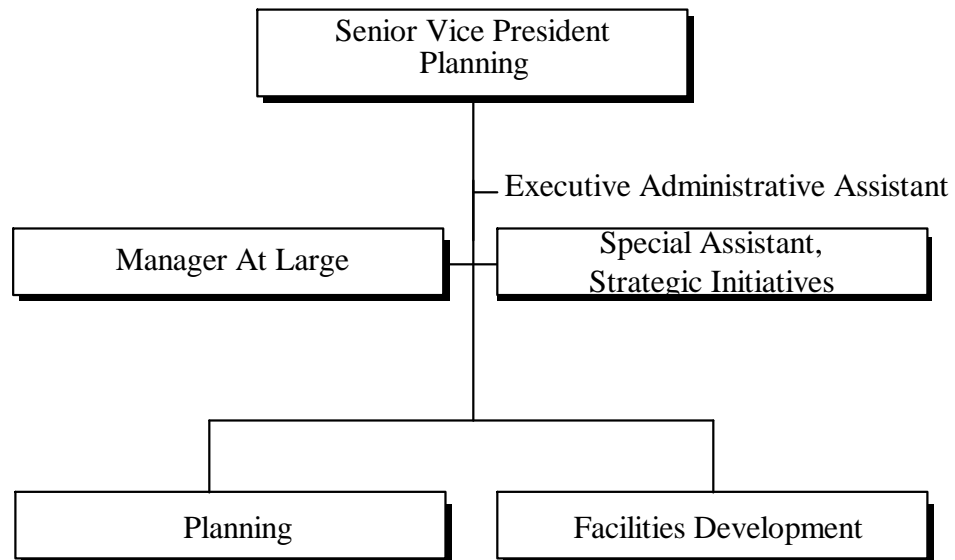
SECTOR 0004 PLANNING

ROLLS UP TO DIVISION 0100 PLANNING

	<b>1998 Actual</b>	<b>1999 Actual</b>	<b>2000 Budget</b>	<b>2000 Actual 1-5</b>	<b>2000 Forecast 6-12</b>	<b>2000 Total</b>	<b>2001 Budget</b>
<u>POSITIONS</u>							
FULL TIME PERM	81	71	80	-	79	79	85
PART TIME	-	-	-	-	-	-	-
FULL TIME TEMP	-	2	-	-	-	-	-
STO POSITIONS	-	-	-	-	-	-	-
TOTAL POSITIONS	81	73	80	-	79	79	85
<u>HOURS</u>							
OPERATING HOURS	143,223	137,030	149,600	60,504	84,469	144,973	158,207
NON-OPERATING HOURS	791	967	-	-	-	-	969
TOTAL HOURS	144,014	137,997	149,600	60,504	84,469	144,973	159,176
<u>OPERATING EXPENSE</u>							
LABOR	4,815,623	4,679,300	5,176,102	2,089,035	2,898,721	4,987,756	5,840,422
MATERIAL	43,437	56,437	42,291	26,556	20,299	46,855	72,320
FUEL - REVENUE EQUIPMENT	-	-	-	-	-	-	-
ELECTRIC POWER - REV EQUIPMENT	-	-	-	-	-	-	-
PROV FOR INJURIES AND DAMAGES	-	-	-	-	-	-	-
PURCHASE OF SECURITY SERVICES	-	-	-	-	-	-	-
PURCHASE OF PARATRANSIT SVCS	-	-	-	-	-	-	-
UTILITIES	-	-	-	-	-	-	-
MAINTENANCE & REPAIR	61,695	28,650	91,899	-	-	-	33,250
ADVERTISING & PROMOTION	-21,116	51,820	18,884	-	-	-	29,827
CONTRACTUAL SERVICES	77,279	61,019	85,949	5,773	8,059	13,832	119,742
PROV FOR PASSENGER SECURITY	-	-	-	-	-	-	-
LEASES & RENTALS	-	4,569	-	1,622	2,265	3,887	3,310
TRAVEL, TRAINING, SEMINARS & DUES	38,219	34,846	38,620	18,365	25,638	44,003	26,770
WARRANTY AND OTHER CREDITS	-	-	-	-	-	-	-
GENERAL EXPENSES	34,002	47,754	33,990	8,678	12,113	20,791	20,099
TOTAL OPERATING EXPENSE	5,049,139	4,964,395	5,487,735	2,150,029	2,967,095	5,117,124	6,145,740
<u>NON-OPERATING EXPENSE</u>							
LABOR	25,900	20,634	-	-	-	-	21,510
MATERIAL	-	-	-	-	-	-	-
OTHER SERVICES	63,796	1,312,672	1,640,170	468,631	654,317	1,122,948	9,404
TOTAL NON-OPERATING EXPENSE	89,696	1,333,306	1,640,170	468,631	654,317	1,122,948	30,914

**TRANSIT OPERATIONS  
PLANNING DIVISION  
SR VICE PRESIDENT**

---

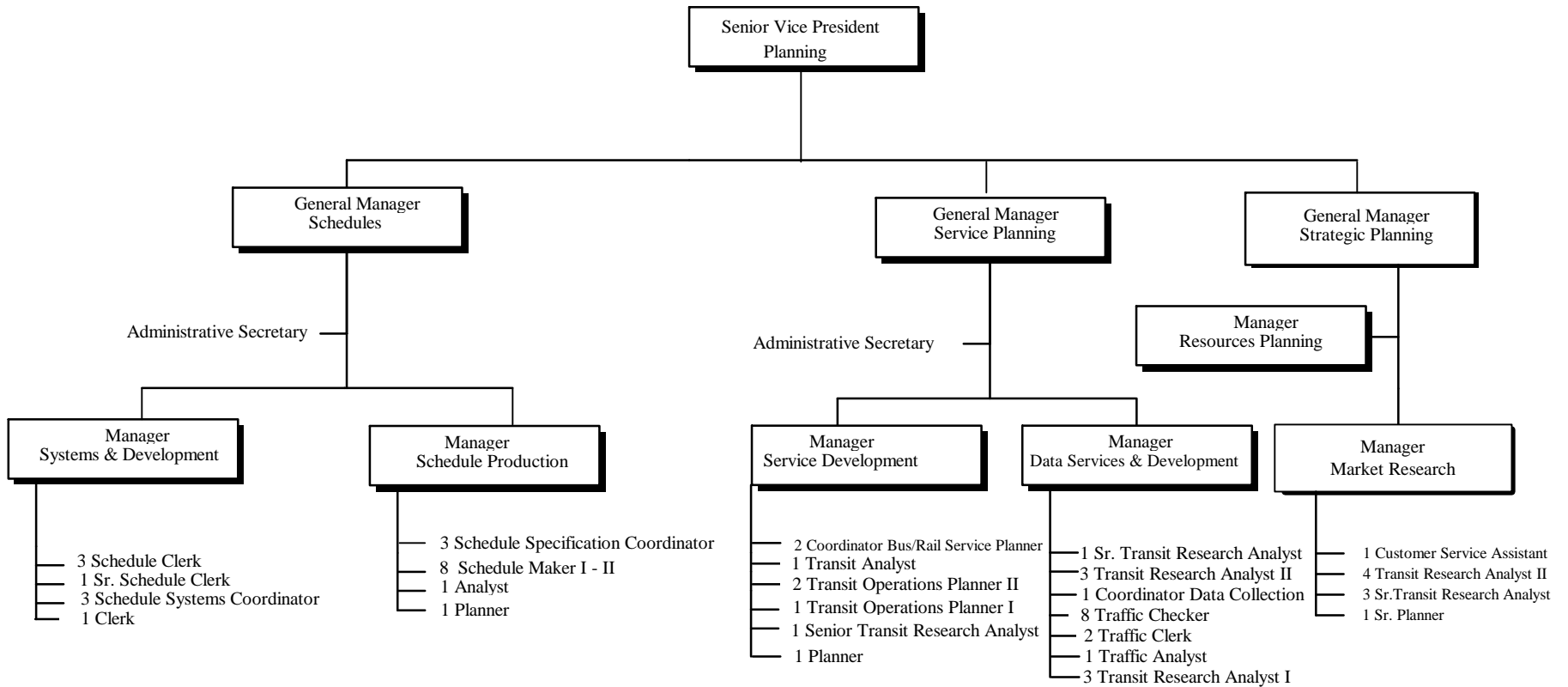


*4 Total Positions*



# TRANSIT OPERATIONS PLANNING DIVISION PLANNING

---



*68 Total Positions*

CHICAGO TRANSIT AUTHORITY

2001 BUDGET BY CATEGORY

Thursday, September 28, 2000

DEPARTMENT 0590

PLANNING

ROLLS UP TO DIVISION 0100

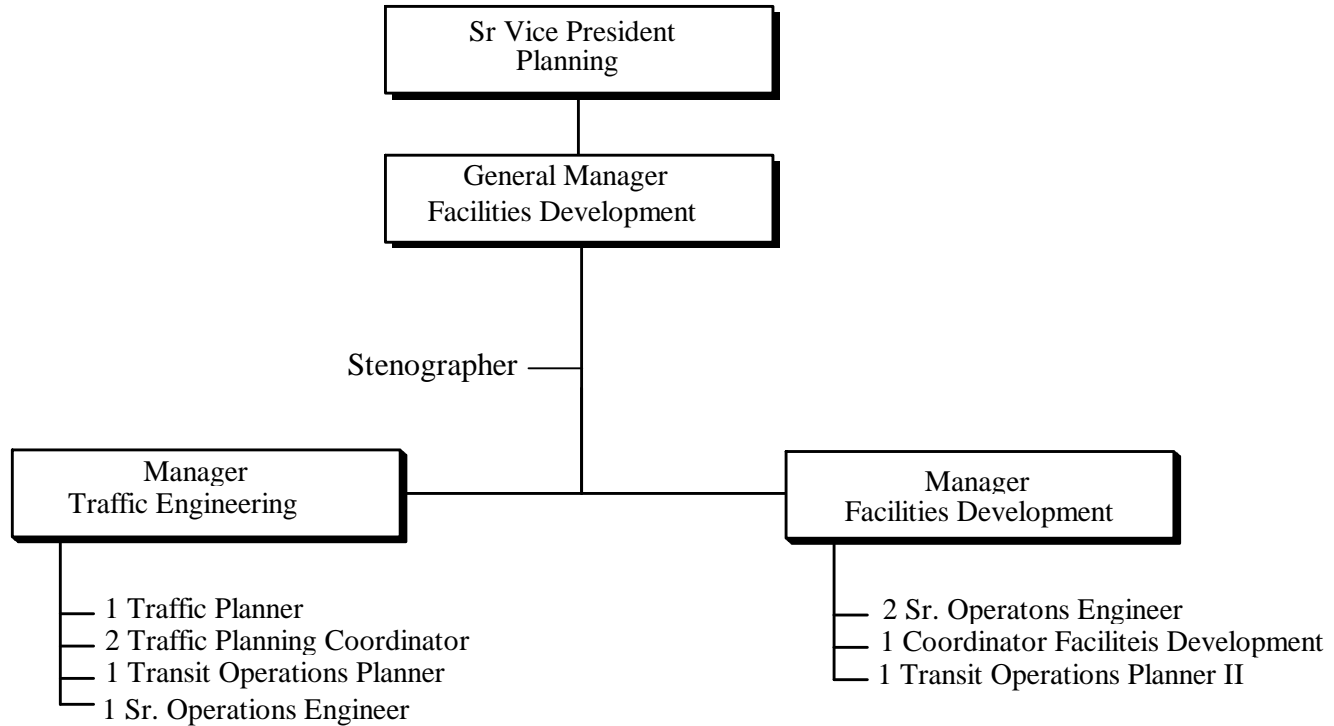
TRANSIT OPERATIONS

	1998 Actual	1999 Actual	2000 Budget	2000 Actual 1-5	2000 Forecast 6-12	2000 Total	2001 Budget
<u>POSITIONS</u>							
FULL TIME PERM	73	55	63	-	63	63	68
PART TIME	-	-	-	-	-	-	-
FULL TIME TEMP	-	2	-	-	-	-	-
STO POSITIONS	-	-	-	-	-	-	-
TOTAL POSITIONS	73	57	63	-	63	63	68
<u>HOURS</u>							
OPERATING HOURS	125,675	109,214	117,392	45,520	63,549	109,069	124,271
NON-OPERATING HOURS	491	967	-	-	-	-	969
TOTAL HOURS	126,166	110,181	117,392	45,520	63,549	109,069	125,240
<u>OPERATING EXPENSE</u>							
LABOR	4,167,499	3,620,980	3,985,419	1,500,297	2,076,714	3,577,011	4,419,994
MATERIAL	42,228	45,780	29,759	21,182	20,299	41,481	56,938
FUEL - REVENUE EQUIPMENT	-	-	-	-	-	-	-
ELECTRIC POWER - REV EQUIPMENT	-	-	-	-	-	-	-
PROV FOR INJURIES AND DAMAGES	-	-	-	-	-	-	-
PURCHASE OF SECURITY SERVICES	-	-	-	-	-	-	-
PURCHASE OF PARATRANSIT SVCS	-	-	-	-	-	-	-
UTILITIES	-	-	-	-	-	-	-
MAINTENANCE & REPAIR	61,695	28,650	91,899	-	-	-	33,250
ADVERTISING & PROMOTION	18,884	51,820	18,884	-	-	-	29,827
CONTRACTUAL SERVICES	46,182	60,571	56,148	5,635	7,868	13,503	119,417
PROV FOR PASSENGER SECURITY	-	-	-	-	-	-	-
LEASES & RENTALS	-	4,569	-	1,622	2,265	3,887	3,310
TRAVEL, TRAINING, SEMINARS & DUES	30,290	22,797	28,691	10,733	14,985	25,718	14,720
WARRANTY AND OTHER CREDITS	-	-	-	-	-	-	-
GENERAL EXPENSES	32,069	44,839	32,057	7,419	10,357	17,776	17,093
TOTAL OPERATING EXPENSE	4,398,847	3,880,006	4,242,857	1,546,888	2,132,488	3,679,376	4,694,549
<u>NON-OPERATING EXPENSE</u>							
LABOR	15,388	20,634	-	-	-	-	21,510
MATERIAL	-	-	-	-	-	-	-
OTHER SERVICES	63,796	1,312,672	1,640,170	468,631	654,317	1,122,948	9,404
TOTAL NON-OPERATING EXPENSE	79,184	1,333,306	1,640,170	468,631	654,317	1,122,948	30,914



**TRANSIT OPERATIONS  
PLANNING DIVISION  
FACILITY & ADA PLANNING**

---



*13 Total Positions*

**CHICAGO TRANSIT AUTHORITY**

**2001 BUDGET BY CATEGORY**

Wednesday, November 01, 2000

DEPARTMENT 0988

FACILITY & ADA PLANING

ROLLS UP TO DIVISION 0100

TRANSIT OPERATIONS

	<b>1998 Actual</b>	<b>1999 Actual</b>	<b>2000 Budget</b>	<b>2000 Actual 1-5</b>	<b>2000 Forecast 6-12</b>	<b>2000 Total</b>	<b>2001 Budget</b>
<u>POSITIONS</u>							
FULL TIME PERM	5	12	13	-	13	13	13
PART TIME	-	-	-	-	-	-	-
FULL TIME TEMP	-	-	-	-	-	-	-
STO POSITIONS	-	-	-	-	-	-	-
TOTAL POSITIONS	5	12	13	-	13	13	13
<u>HOURS</u>							
OPERATING HOURS	8,092	20,424	24,592	10,312	14,401	24,713	24,456
NON-OPERATING HOURS	300	-	-	-	-	-	-
TOTAL HOURS	8,392	20,424	24,592	10,312	14,401	24,713	24,456
<u>OPERATING EXPENSE</u>							
LABOR	268,450	723,766	878,271	367,758	513,465	881,223	938,142
MATERIAL	1,033	4,472	3,735	4,343	-	4,343	9,516
FUEL - REVENUE EQUIPMENT	-	-	-	-	-	-	-
ELECTRIC POWER - REV EQUIPMENT	-	-	-	-	-	-	-
PROV FOR INJURIES AND DAMAGES	-	-	-	-	-	-	-
PURCHASE OF SECURITY SERVICES	-	-	-	-	-	-	-
PURCHASE OF PARATRANSIT SVCS	-	-	-	-	-	-	-
UTILITIES	-	-	-	-	-	-	-
MAINTENANCE & REPAIR	-	-	-	-	-	-	-
ADVERTISING & PROMOTION	-	-	-	-	-	-	-
CONTRACTUAL SERVICES	350	-	350	31	43	74	-
PROV FOR PASSENGER SECURITY	-	-	-	-	-	-	-
LEASES & RENTALS	-	-	-	-	-	-	-
TRAVEL, TRAINING, SEMINARS & DUES	3,743	4,412	3,743	2,149	2,999	5,148	4,412
WARRANTY AND OTHER CREDITS	-	-	-	-	-	-	-
GENERAL EXPENSES	341	1,814	341	320	446	766	2,060
TOTAL OPERATING EXPENSE	273,917	734,464	886,440	374,601	516,953	891,554	954,130
<u>NON-OPERATING EXPENSE</u>							
LABOR	10,512	-	-	-	-	-	-
MATERIAL	-	-	-	-	-	-	-
OTHER SERVICES	-	-	-	-	-	-	-
TOTAL NON-OPERATING EXPENSE	10,512	-	-	-	-	-	-

**CHICAGO TRANSIT AUTHORITY**

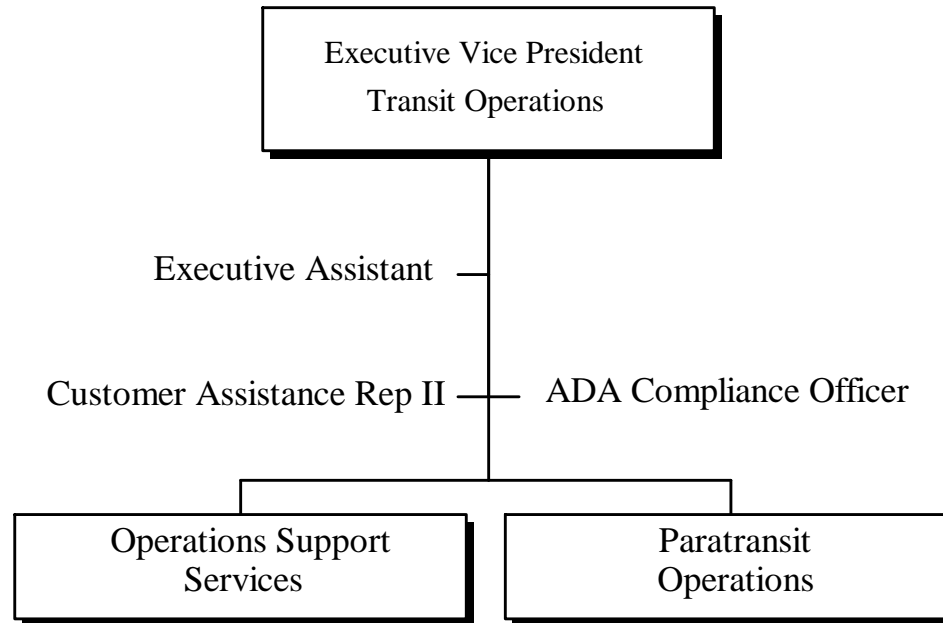
**2001 BUDGET BY CATEGORY**

Wednesday, November 01, 2000

SECTOR	0110	ADMINISTRATION AND PARATRA	ROLLS UP TO DIVISION 0100 ADMINISTRATION AND PARATRA						
			1998	1999	2000	2000	2000	2000	2001
			Actual	Actual	Budget	Actual 1-5	Forecast 6-12	Total	Budget
<u>POSITIONS</u>									
FULL TIME PERM			37	28	36	-	35	35	36
PART TIME			-	-	-	-	-	-	-
FULL TIME TEMP			-	-	-	-	-	-	-
STO POSITIONS			-	-	-	-	-	-	-
TOTAL POSITIONS			41	28	36	-	46	46	36
<u>HOURS</u>									
OPERATING HOURS			75,924	53,289	66,624	25,810	36,054	61,864	66,432
NON-OPERATING HOURS			-140	-	-	-	-	-	-
TOTAL HOURS			86,118	55,684	66,624	25,810	36,054	61,864	66,752
<u>OPERATING EXPENSE</u>									
LABOR			2,372,341	1,548,647	2,106,999	821,824	1,147,456	1,969,280	2,209,177
MATERIAL			29,586	20,649	13,446	13,539	38,836	52,375	31,396
FUEL - REVENUE EQUIPMENT			-	-	-	-	-	-	-
ELECTRIC POWER - REV EQUIPMENT			-	-	-	-	-	-	-
PROV FOR INJURIES AND DAMAGES			-	-	-	-	-	-	-
PURCHASE OF SECURITY SERVICES			-	-	-	-	-	-	-
PURCHASE OF PARATRANSIT SVCS			27,069,066	27,213,861	27,360,001	11,039,016	16,362,965	27,401,981	29,824,801
UTILITIES			412	-	412	-	-	-	-
MAINTENANCE & REPAIR			-	-	-	-	-	-	-
ADVERTISING & PROMOTION			-	-	-	-	-	-	-
CONTRACTUAL SERVICES			24,975	6,910	614,975	-	-	-	2,410
PROV FOR PASSENGER SECURITY			-	-	-	-	-	-	-
LEASES & RENTALS			960	-	960	107	148	255	-
TRAVEL, TRAINING, SEMINARS & DUES			9,221	3,435	3,186	1,024	1,430	2,454	3,435
WARRANTY AND OTHER CREDITS			-	-	-	-	-	-	-
GENERAL EXPENSES			173,240	66,396	52,467	1,255	1,754	3,009	60,942
TOTAL OPERATING EXPENSE			33,351,372	29,049,142	30,152,446	11,876,765	17,552,589	29,429,354	32,132,161
<u>NON-OPERATING EXPENSE</u>									
LABOR			-3,598	-	-	-	-	-	-
MATERIAL			-	-	-	-	-	-	-
OTHER SERVICES			23,852	33,259	32,350	3,074	4,292	7,366	-
TOTAL NON-OPERATING EXPENSE			6,969,408	3,575,207	32,350	3,074	4,292	7,366	3,541,949

**TRANSIT OPERATIONS  
ADMINISTRATION & PARATRANSIT DIVISION  
ADMINISTRATION & PARATRANSIT**

---

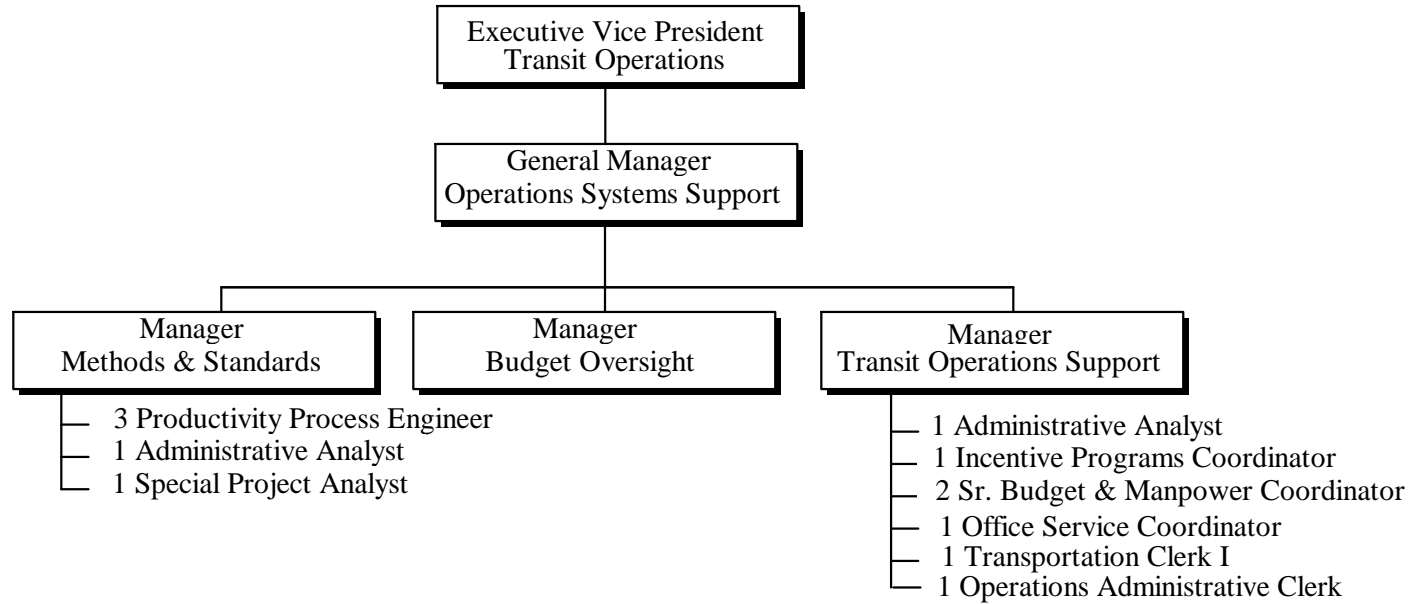


*3 Total Positions*



**TRANSIT OPERATIONS  
ADMINISTRATION & PARATRANSIT DIVISION  
OPERATIONS SYSTEMS SUPPORT**

---



*16 Total Positions*

CHICAGO TRANSIT AUTHORITY

2001 BUDGET BY CATEGORY

Thursday, September 28, 2000

DEPARTMENT 0190

OPERATIONS SUPPORT SERVICES

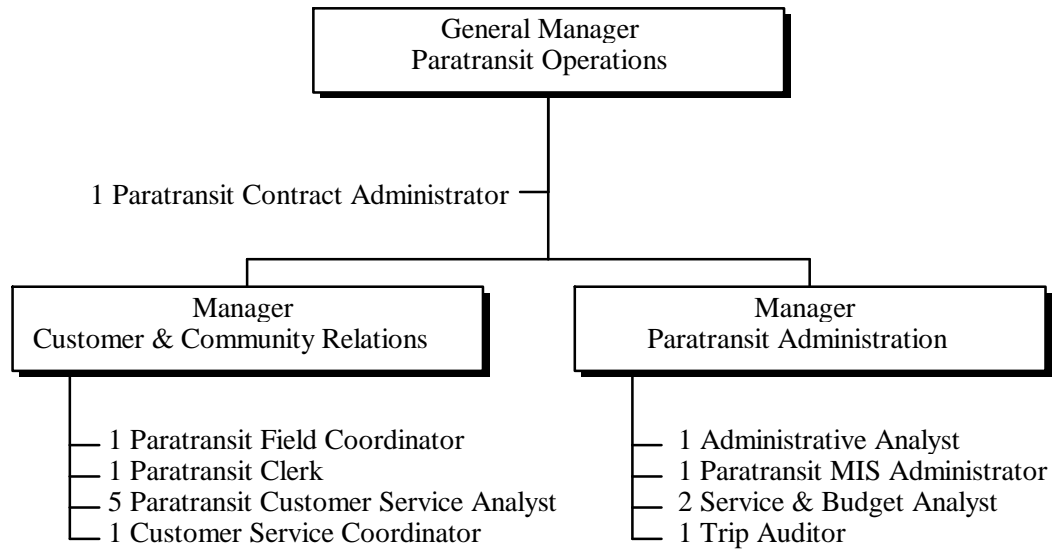
ROLLS UP TO DIVISION 0100

TRANSIT OPERATIONS

	1998 Actual	1999 Actual	2000 Budget	2000 Actual 1-5	2000 Forecast 6-12	2000 Total	2001 Budget
<u>POSITIONS</u>							
FULL TIME PERM	15	10	15	-	15	15	16
PART TIME	-	-	-	-	-	-	-
FULL TIME TEMP	-	-	-	-	-	-	-
STO POSITIONS	-	-	-	-	-	-	-
TOTAL POSITIONS	15	10	15	-	15	15	16
<u>HOURS</u>							
OPERATING HOURS	27,760	19,869	28,040	8,879	12,408	21,287	29,672
NON-OPERATING HOURS	-140	-	-	-	-	-	-
TOTAL HOURS	27,620	19,869	28,040	8,879	12,408	21,287	29,672
<u>OPERATING EXPENSE</u>							
LABOR	796,073	574,544	884,266	286,109	399,478	685,587	992,363
MATERIAL	6,542	5,507	8,779	2,660	2,168	4,828	5,334
FUEL - REVENUE EQUIPMENT	-	-	-	-	-	-	-
ELECTRIC POWER - REV EQUIPMENT	-	-	-	-	-	-	-
PROV FOR INJURIES AND DAMAGES	-	-	-	-	-	-	-
PURCHASE OF SECURITY SERVICES	-	-	-	-	-	-	-
PURCHASE OF PARATRANSIT SVCS	-	-	-	-	-	-	-
UTILITIES	-	-	-	-	-	-	-
MAINTENANCE & REPAIR	-	-	-	-	-	-	-
ADVERTISING & PROMOTION	-	-	-	-	-	-	-
CONTRACTUAL SERVICES	272	410	600,272	-	-	-	410
PROV FOR PASSENGER SECURITY	-	-	-	-	-	-	-
LEASES & RENTALS	-	-	-	107	148	255	-
TRAVEL, TRAINING, SEMINARS & DUES	-	-	-	-	-	-	-
WARRANTY AND OTHER CREDITS	-	-	-	-	-	-	-
GENERAL EXPENSES	205	171	205	-	-	-	-
TOTAL OPERATING EXPENSE	803,092	580,632	1,493,522	288,876	401,794	690,670	998,107
<u>NON-OPERATING EXPENSE</u>							
LABOR	-3,598	-	-	-	-	-	-
MATERIAL	-	-	-	-	-	-	-
OTHER SERVICES	6,983	-	-	-	-	-	-
TOTAL NON-OPERATING EXPENSE	3,385	-	-	-	-	-	-

# TRANSIT OPERATIONS ADMINISTRATION & PARATRANSIT DIVISION PARATRANSIT OPERATIONS

---



*17 Total  
Positions*



**CHICAGO TRANSIT AUTHORITY**

**2001 BUDGET BY CATEGORY**

Wednesday, November 01, 2000

DEPARTMENT 0384

PARATRANSIT

ROLLS UP TO DIVISION 0100

TRANSIT OPERATIONS

	<b>1998 Actual</b>	<b>1999 Actual</b>	<b>2000 Budget</b>	<b>2000 Actual 1-5</b>	<b>2000 Forecast 6-12</b>	<b>2000 Total</b>	<b>2001 Budget</b>
<u>POSITIONS</u>							
FULL TIME PERM	17	15	17	-	17	17	17
PART TIME	-	-	-	-	-	-	-
FULL TIME TEMP	-	-	-	-	-	-	-
STO POSITIONS	-	-	-	-	-	-	-
TOTAL POSITIONS	17	15	17	-	17	17	17
<u>HOURS</u>							
OPERATING HOURS	27,119	26,977	31,208	14,363	20,059	34,422	31,144
NON-OPERATING HOURS	-	-	-	-	-	-	-
TOTAL HOURS	27,119	26,977	31,208	14,363	20,059	34,422	31,144
<u>OPERATING EXPENSE</u>							
LABOR	793,400	782,632	957,575	454,225	634,202	1,088,427	1,023,504
MATERIAL	19,342	14,631	4,637	10,717	36,668	47,385	25,561
FUEL - REVENUE EQUIPMENT	-	-	-	-	-	-	-
ELECTRIC POWER - REV EQUIPMENT	-	-	-	-	-	-	-
PROV FOR INJURIES AND DAMAGES	-	-	-	-	-	-	-
PURCHASE OF SECURITY SERVICES	-	-	-	-	-	-	-
PURCHASE OF PARATRANSIT SVCS	27,069,066	27,213,861	27,360,001	11,039,016	16,362,965	27,401,981	29,824,801
UTILITIES	412	-	412	-	-	-	-
MAINTENANCE & REPAIR	-	-	-	-	-	-	-
ADVERTISING & PROMOTION	-	-	-	-	-	-	-
CONTRACTUAL SERVICES	24,703	6,500	14,703	-	-	-	2,000
PROV FOR PASSENGER SECURITY	-	-	-	-	-	-	-
LEASES & RENTALS	960	-	960	-	-	-	-
TRAVEL, TRAINING, SEMINARS & DUES	-	-	-	-	-	-	-
WARRANTY AND OTHER CREDITS	-	-	-	-	-	-	-
GENERAL EXPENSES	200	609	200	322	451	773	488
TOTAL OPERATING EXPENSE	27,908,083	28,018,233	28,338,488	11,504,280	17,034,286	28,538,566	30,876,354
<u>NON-OPERATING EXPENSE</u>							
LABOR	-	-	-	-	-	-	-
MATERIAL	-	-	-	-	-	-	-
OTHER SERVICES	16,869	33,259	32,350	3,074	4,292	7,366	-
TOTAL NON-OPERATING EXPENSE	16,869	33,259	32,350	3,074	4,292	7,366	-

## Construction, Engineering & Facilities

---

The Facilities & Development Division is responsible for the acquisition and maintenance of all CTA facilities.

### Real Estate

#### Real Estate

Negotiate leases, easements, and right of entry agreements for the use of property and provide real estate services necessary to acquire property for CTA operations.

### Engineering, Construction & Maintenance

#### Engineering, Construction & Maintenance

Provide design services and develop capital projects that will rehabilitate CTA's aging infrastructure and extend its useful life at a reasonable cost. Assist outside agencies making transit improvements that benefit CTA.

### Maintenance

#### System Maintenance Support

Provide for the maintenance and repair of all non-revenue vehicles. Provide vehicle and equipment operators in support of all Construction and Maintenance Group activities. Maintain and repair all communication equipment including telephones, radios, public address systems and CCTV security systems. Provide mechanical and electrical technical support and administrator support to the Maintenance Group.

#### Power & Way Maintenance

Provide appropriate preventative maintenance and repair to maintain the integrity of all structure, track, signal and power conversion and distribution systems. Complete renewal of all structure, track, signal and power distribution systems in a timely and cost effective manner. Maintain equipment within all applicable government and equipment manufacturer specifications.

#### Rail Station Appearance

Provide clean and safe rail customer facilities. Maintain elevators and escalators at all properties.

#### Facility Maintenance

Maintain all CTA facilities. Maintain the water, storm, sewer and pollution control systems and install all signs.

**CHICAGO TRANSIT AUTHORITY**

**2001 BUDGET BY CATEGORY**

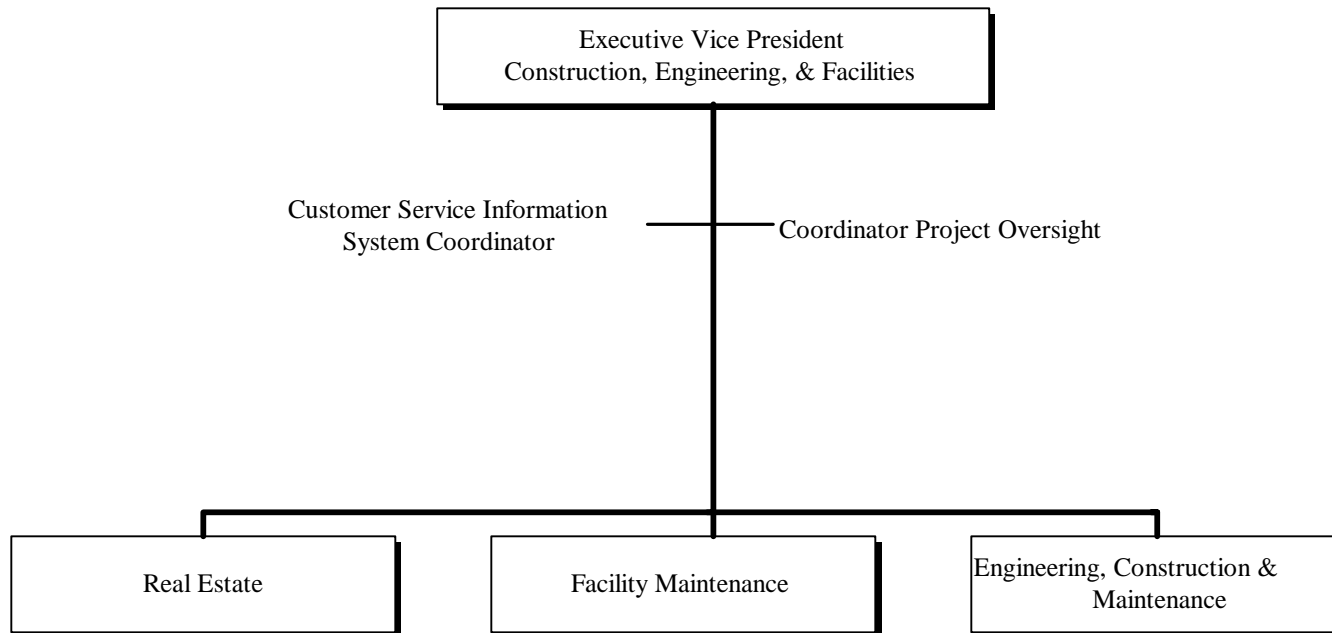
Wednesday, November 01, 2000

DIVISION 0503 CONSTR, ENG AND FACILITIES

	<b>1998</b>	<b>1999</b>	<b>2000</b>	<b>2000</b>	<b>2000</b>	<b>2000</b>	<b>2001</b>
	<b>Actual</b>	<b>Actual</b>	<b>Budget</b>	<b>Actual 1-5</b>	<b>Forecast 6-12</b>	<b>Total</b>	<b>Budget</b>
<u>POSITIONS</u>							
FULL TIME PERM	1,341	1,298	1,339	-	1,357	1,357	1,422
PART TIME	-	-	-	-	-	-	-
FULL TIME TEMP	63	111	71	-	-	-	-
STO POSITIONS	-	-	-	-	-	-	-
TOTAL POSITIONS	1,466	1,463	1,473	-	1,489	1,489	1,486
<u>HOURS</u>							
OPERATING HOURS	2,412,821	2,522,284	2,340,852	975,822	1,361,038	2,336,860	2,393,858
NON-OPERATING HOURS	525,594	504,551	548,676	226,471	312,650	539,121	545,695
TOTAL HOURS	3,052,470	3,133,743	3,007,041	1,251,352	1,742,380	2,993,732	3,058,709
<u>OPERATING EXPENSE</u>							
LABOR	71,365,380	76,566,973	74,250,166	30,053,420	43,871,902	73,925,322	77,437,586
MATERIAL	10,520,540	11,368,928	10,432,730	4,012,924	6,118,995	10,131,919	10,304,983
FUEL - REVENUE EQUIPMENT	-	-	-	-	-	-	-
ELECTRIC POWER - REV EQUIPMENT	20,806,724	16,569,862	20,065,959	8,377,135	12,093,494	20,470,629	20,491,810
PROV FOR INJURIES AND DAMAGES	-	-	-	-	-	-	-
PURCHASE OF SECURITY SERVICES	-	-	-	-	-	-	-
PURCHASE OF PARATRANSIT SVCS	-	-	-	-	-	-	-
UTILITIES	12,582,966	15,173,673	15,910,318	6,898,786	9,632,269	16,531,055	16,944,669
MAINTENANCE & REPAIR	5,143,917	3,718,207	4,058,275	1,786,117	2,493,819	4,279,936	4,099,813
ADVERTISING & PROMOTION	72	29	15	1,180	1,649	2,829	-
CONTRACTUAL SERVICES	46,013	152,272	48,214	36,682	51,214	87,896	302,289
PROV FOR PASSENGER SECURITY	-	-	-	-	-	-	-
LEASES & RENTALS	415,530	292,189	265,015	37,014	51,674	88,688	107,366
TRAVEL, TRAINING, SEMINARS & DUES	22,273	37,219	40,730	15,655	21,859	37,514	62,279
WARRANTY AND OTHER CREDITS	-	-10	-	-	-	-	-
GENERAL EXPENSES	200,466	198,803	212,227	84,132	117,455	201,587	186,965
TOTAL OPERATING EXPENSE	134,533,463	133,350,814	134,838,930	54,996,665	79,640,562	134,637,227	139,820,742
<u>NON-OPERATING EXPENSE</u>							
LABOR	17,032,987	16,555,975	17,974,206	7,500,179	10,471,585	17,971,764	16,683,998
MATERIAL	1,129,672	1,626,207	2,851,440	1,649,087	2,015,676	3,664,763	1,681,708
OTHER SERVICES	43,605,122	41,057,672	30,817,671	37,617,682	52,814,716	90,432,398	41,812,766
TOTAL NON-OPERATING EXPENSE	63,181,767	63,722,044	54,207,736	47,615,410	66,486,619	114,102,029	63,059,905

# CONSTRUCTION, ENGINEERING, & FACILITIES EXECUTIVE VICE PRESIDENT

---



*3 Positions*

**CHICAGO TRANSIT AUTHORITY**

**2001 BUDGET BY CATEGORY**

Wednesday, November 01, 2000

DEPARTMENT 0504

CONST, ENG & FACL EVP

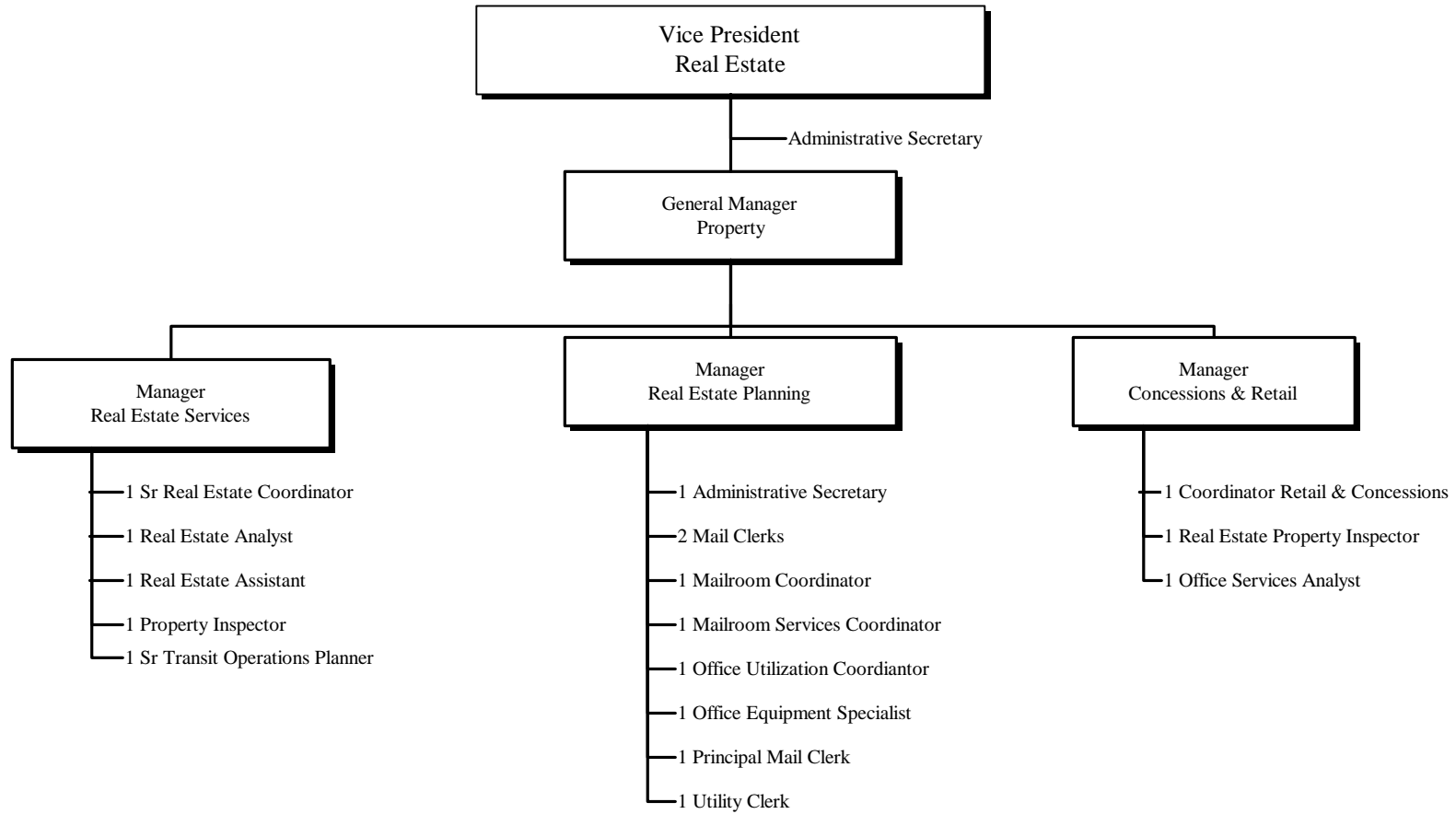
ROLLS UP TO DIVISION 0503

CONSTR, ENG AND FACILITIES

	1998 Actual	1999 Actual	2000 Budget	2000 Actual 1-5	2000 Forecast 6-12	2000 Total	2001 Budget
<u>POSITIONS</u>							
FULL TIME PERM	2	2	2	-	3	3	3
PART TIME	-	-	-	-	-	-	-
FULL TIME TEMP	-	-	-	-	-	-	-
STO POSITIONS	-	-	-	-	-	-	-
TOTAL POSITIONS	2	2	2	-	3	3	3
<u>HOURS</u>							
OPERATING HOURS	5,016	3,720	3,848	2,288	3,195	5,483	5,856
NON-OPERATING HOURS	-	-	-	-	-	-	-
TOTAL HOURS	5,016	3,720	3,848	2,288	3,195	5,483	5,856
<u>OPERATING EXPENSE</u>							
LABOR	256,836	223,592	236,992	125,048	174,597	299,645	338,057
MATERIAL	7,540	4,846	3,549	3,306	-	3,306	4,843
FUEL - REVENUE EQUIPMENT	-	-	-	-	-	-	-
ELECTRIC POWER - REV EQUIPMENT	-	-	-	-	-	-	-
PROV FOR INJURIES AND DAMAGES	-	-	-	-	-	-	-
PURCHASE OF SECURITY SERVICES	-	-	-	-	-	-	-
PURCHASE OF PARATRANSIT SVCS	-	-	-	-	-	-	-
UTILITIES	-	-	-	-	-	-	-
MAINTENANCE & REPAIR	-	-	-	-	-	-	-
ADVERTISING & PROMOTION	-	-	-	-	-	-	-
CONTRACTUAL SERVICES	-	84	-	82	113	195	-
PROV FOR PASSENGER SECURITY	-	-	-	-	-	-	-
LEASES & RENTALS	-	-	-	-	-	-	-
TRAVEL, TRAINING, SEMINARS & DUES	3,003	11,947	9,003	2,156	3,010	5,166	11,948
WARRANTY AND OTHER CREDITS	-	-	-	-	-	-	-
GENERAL EXPENSES	-	20	-	103	141	244	-
TOTAL OPERATING EXPENSE	267,379	240,489	249,544	130,695	177,861	308,556	354,848
<u>NON-OPERATING EXPENSE</u>							
LABOR	-	-	-	-	-	-	-
MATERIAL	-	-	-	-	-	-	-
OTHER SERVICES	-	-	-	-	-	-	-
TOTAL NON-OPERATING EXPENSE	-	-	-	-	-	-	-

# CONSTRUCTION, ENGINEERING, & FACILITIES REAL ESTATE

---



*23 Positions*

**CHICAGO TRANSIT AUTHORITY**

**2001 BUDGET BY CATEGORY**

Wednesday, November 01, 2000

DEPARTMENT 0094

REAL ESTATE

ROLLS UP TO DIVISION 0503

CUSTOMER SERVICE, FACILITIES

	<b>1998</b>	<b>1999</b>	<b>2000</b>	<b>2000</b>	<b>2000</b>	<b>2000</b>	<b>2001</b>
	<b>Actual</b>	<b>Actual</b>	<b>Budget</b>	<b>Actual 1-5</b>	<b>Forecast 6-12</b>	<b>Total</b>	<b>Budget</b>
<u>POSITIONS</u>							
FULL TIME PERM	23	18	23	-	22	22	23
PART TIME	-	1	-	-	-	-	-
FULL TIME TEMP	-	-	-	-	-	-	-
STO POSITIONS	-	-	-	-	-	-	-
TOTAL POSITIONS	23	19	23	-	22	22	23
<u>HOURS</u>							
OPERATING HOURS	45,637	38,574	42,872	17,417	24,335	41,752	42,936
NON-OPERATING HOURS	-	-	-	-	-	-	-
TOTAL HOURS	45,637	38,574	42,872	17,417	24,335	41,752	42,936
<u>OPERATING EXPENSE</u>							
LABOR	1,338,701	1,299,142	1,477,349	587,144	819,795	1,406,939	1,525,759
MATERIAL	11,779	23,931	41,100	16,657	35,271	51,928	25,304
FUEL - REVENUE EQUIPMENT	-	-	-	-	-	-	-
ELECTRIC POWER - REV EQUIPMENT	-	-	-	-	-	-	-
PROV FOR INJURIES AND DAMAGES	-	-	-	-	-	-	-
PURCHASE OF SECURITY SERVICES	-	-	-	-	-	-	-
PURCHASE OF PARATRANSIT SVCS	-	-	-	-	-	-	-
UTILITIES	4,097,581	325,580	370,000	148,273	206,787	355,060	332,334
MAINTENANCE & REPAIR	695,870	875,904	984,909	348,508	486,597	835,105	683,790
ADVERTISING & PROMOTION	547	1,380	-	-	-	-	1,380
CONTRACTUAL SERVICES	1,553,791	341,390	577,868	158,012	220,623	378,635	340,860
PROV FOR PASSENGER SECURITY	-	-	-	-	-	-	-
LEASES & RENTALS	4,422,136	4,577,433	4,337,464	1,733,320	2,420,101	4,153,421	4,740,218
TRAVEL, TRAINING, SEMINARS & DUES	1,193	5,279	20,000	-	-	-	4,743
WARRANTY AND OTHER CREDITS	-	-	-	-	-	-	-
GENERAL EXPENSES	3,347	5,055	5,733	3,049	4,255	7,304	4,966
TOTAL OPERATING EXPENSE	12,124,945	7,455,094	7,814,423	2,994,963	4,193,429	7,188,392	7,659,354
<u>NON-OPERATING EXPENSE</u>							
LABOR	-	-	-	-	-	-	-
MATERIAL	-	-	-	-	-	-	-
OTHER SERVICES	161,947	1,719,898	1,576,240	411,889	575,092	986,981	69,998
TOTAL NON-OPERATING EXPENSE	161,947	1,719,898	1,576,240	411,889	575,092	986,981	69,998

---

Rebuilding

We will deliver on-time,  
clean,  
safe,  
and friendly service.



CHICAGO TRANSIT AUTHORITY

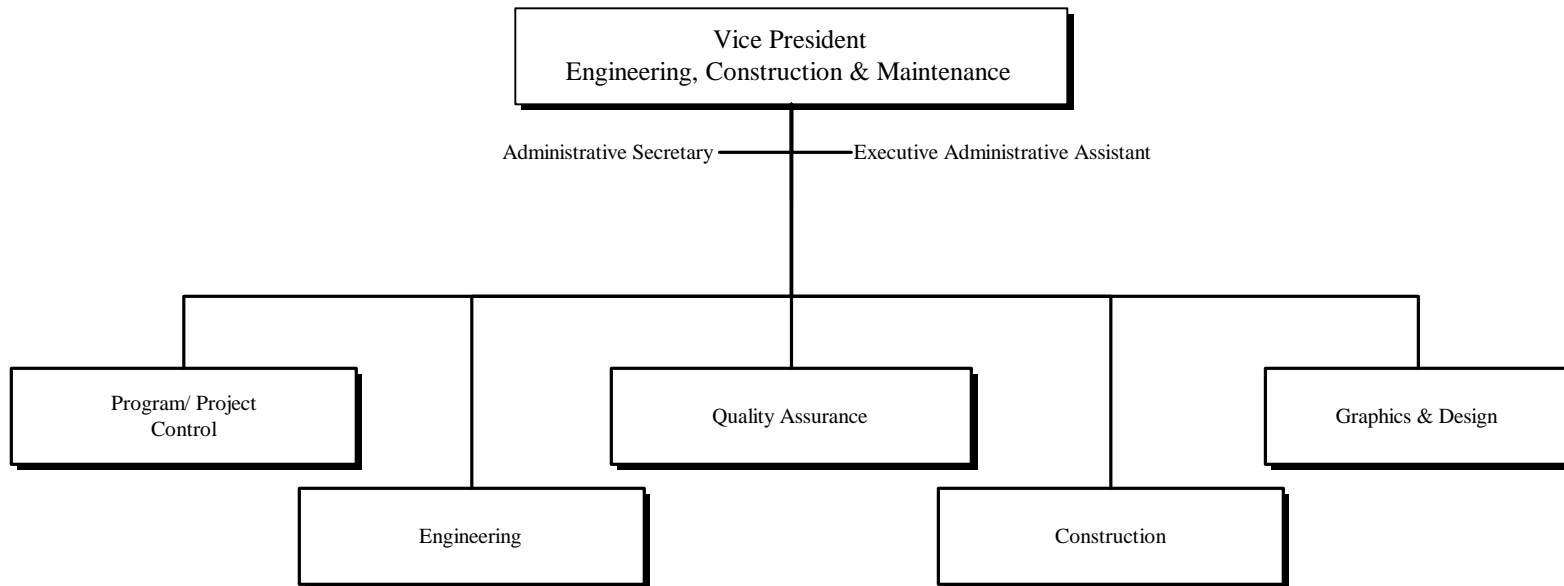
2001 BUDGET BY CATEGORY

Friday, September 29, 2000

SECTOR	0940	ENGINEERING AND CONSTRUCTI		ROLLS UP TO DIVISION 0503		ENGINEERING AND CONSTRUCTI		
		1998	1999	2000	2000	2000	2001	
		Actual	Actual	Budget	Actual 1-5	Forecast 6-12	Total	Budget
<u>POSITIONS</u>								
FULL TIME PERM		99	99	99	-	99	99	99
PART TIME		-	-	-	-	-	-	-
FULL TIME TEMP		-	-	-	-	-	-	-
STO POSITIONS		-	-	-	-	-	-	-
TOTAL POSITIONS		99	99	99	-	99	99	99
<u>HOURS</u>								
OPERATING HOURS		64,720	69,826	42,839	17,639	25,506	43,145	50,921
NON-OPERATING HOURS		42,839	34,549	67,457	26,544	36,205	62,749	64,489
TOTAL HOURS		175,977	172,709	184,937	75,825	106,068	181,893	191,630
<u>OPERATING EXPENSE</u>								
LABOR		2,364,928	2,556,153	1,759,937	664,233	943,650	1,607,883	2,221,275
MATERIAL		83,318	59,003	45,619	19,075	13,380	32,455	58,169
FUEL - REVENUE EQUIPMENT		-	-	-	-	-	-	-
ELECTRIC POWER - REV EQUIPMENT		-	-	-	-	-	-	-
PROV FOR INJURIES AND DAMAGES		-	-	-	-	-	-	-
PURCHASE OF SECURITY SERVICES		-	-	-	-	-	-	-
PURCHASE OF PARATRANSIT SVCS		-	-	-	-	-	-	-
UTILITIES		-	-	-	-	-	-	-
MAINTENANCE & REPAIR		502,310	-500,000	2,310	300	419	719	-
ADVERTISING & PROMOTION		-	-	-	-	-	-	-
CONTRACTUAL SERVICES		12,437	21,797	12,418	11,565	16,149	27,714	21,556
PROV FOR PASSENGER SECURITY		-	-	-	-	-	-	-
LEASES & RENTALS		-	-	-	564	786	1,350	-
TRAVEL, TRAINING, SEMINARS & DUES		5,711	10,852	19,252	335	468	803	34,755
WARRANTY AND OTHER CREDITS		-	-	-	-	-	-	-
GENERAL EXPENSES		684	3,819	5,396	672	938	1,610	3,551
TOTAL OPERATING EXPENSE		4,274,025	3,969,199	3,585,790	1,395,401	1,968,593	3,363,994	4,562,934
<u>NON-OPERATING EXPENSE</u>								
LABOR		1,525,207	1,292,296	2,588,949	978,490	1,364,512	2,343,002	1,331,090
MATERIAL		21,819	1,221	-	7,409	9,063	16,472	991
OTHER SERVICES		39,344,207	36,539,790	30,517,752	36,027,173	50,594,007	86,621,180	37,397,950
TOTAL NON-OPERATING EXPENSE		42,143,272	40,595,599	34,094,880	37,449,645	52,577,132	90,026,777	41,541,466

**CONSTRUCTION, ENGINEERING, & FACILITIES  
ENGINEERING, CONSTRUCTION & MAINTENANCE  
ENGINEERING, CONSTRUCTION & MAINTENANCE VICE PRESIDENT**

---



*3 Positions*

**CHICAGO TRANSIT AUTHORITY**

**2001 BUDGET BY CATEGORY**

Wednesday, November 01, 2000

DEPARTMENT 0941

ENG, CONST & MAINT VP

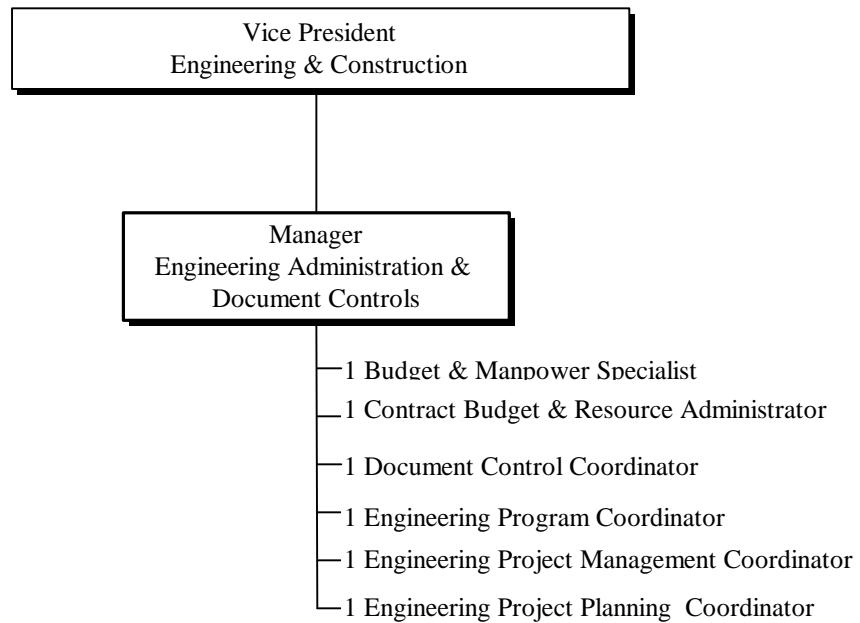
ROLLS UP TO DIVISION 0503

CUSTOMER SERVICE, FACILITIES

	1998 Actual	1999 Actual	2000 Budget	2000 Actual 1-5	2000 Forecast 6-12	2000 Total	2001 Budget
<u>POSITIONS</u>							
FULL TIME PERM	3	3	3	-	-	-	3
PART TIME	-	-	-	-	-	-	-
FULL TIME TEMP	-	-	-	-	-	-	-
STO POSITIONS	-	-	-	-	-	-	-
TOTAL POSITIONS	3	3	3	-	-	-	3
<u>HOURS</u>							
OPERATING HOURS	5,600	5,544	5,512	2,568	3,587	6,155	5,536
NON-OPERATING HOURS	-	-	-	-	-	-	-
TOTAL HOURS	5,600	5,544	5,512	2,568	3,587	6,155	5,536
<u>OPERATING EXPENSE</u>							
LABOR	199,259	203,019	205,985	97,044	135,495	232,539	233,503
MATERIAL	60	344	6,612	228	-	228	-
FUEL - REVENUE EQUIPMENT	-	-	-	-	-	-	-
ELECTRIC POWER - REV EQUIPMENT	-	-	-	-	-	-	-
PROV FOR INJURIES AND DAMAGES	-	-	-	-	-	-	-
PURCHASE OF SECURITY SERVICES	-	-	-	-	-	-	-
PURCHASE OF PARATRANSIT SVCS	-	-	-	-	-	-	-
UTILITIES	-	-	-	-	-	-	-
MAINTENANCE & REPAIR	-	-	-	-	-	-	-
ADVERTISING & PROMOTION	-	-	-	-	-	-	-
CONTRACTUAL SERVICES	-	3,340	-	-	-	-	3,327
PROV FOR PASSENGER SECURITY	-	-	-	-	-	-	-
LEASES & RENTALS	-	11,105	-	396	553	949	11,105
TRAVEL, TRAINING, SEMINARS & DUES	4,096	1,205	4,096	1,326	1,851	3,177	1,051
WARRANTY AND OTHER CREDITS	-	-	-	-	-	-	-
GENERAL EXPENSES	-	3,737	1,000	-	-	-	3,701
TOTAL OPERATING EXPENSE	203,415	222,750	217,693	98,994	137,899	236,893	252,687
<u>NON-OPERATING EXPENSE</u>							
LABOR	-	-	-	-	-	-	-
MATERIAL	-	-	-	-	-	-	-
OTHER SERVICES	-	-	-	-	-	-	-
TOTAL NON-OPERATING EXPENSE	-	-	-	-	-	-	-

**CONSTRUCTION, ENGINEERING, & FACILITIES  
ENGINEERING, CONSTRUCTION & MAINTENANCE  
PROGRAMS/PROJECT CONTROLS**

---



*7 Positions*

**CHICAGO TRANSIT AUTHORITY**

**2001 BUDGET BY CATEGORY**

Wednesday, November 01, 2000

DEPARTMENT 0512

PROGRAMS & PROJECT CONTROL

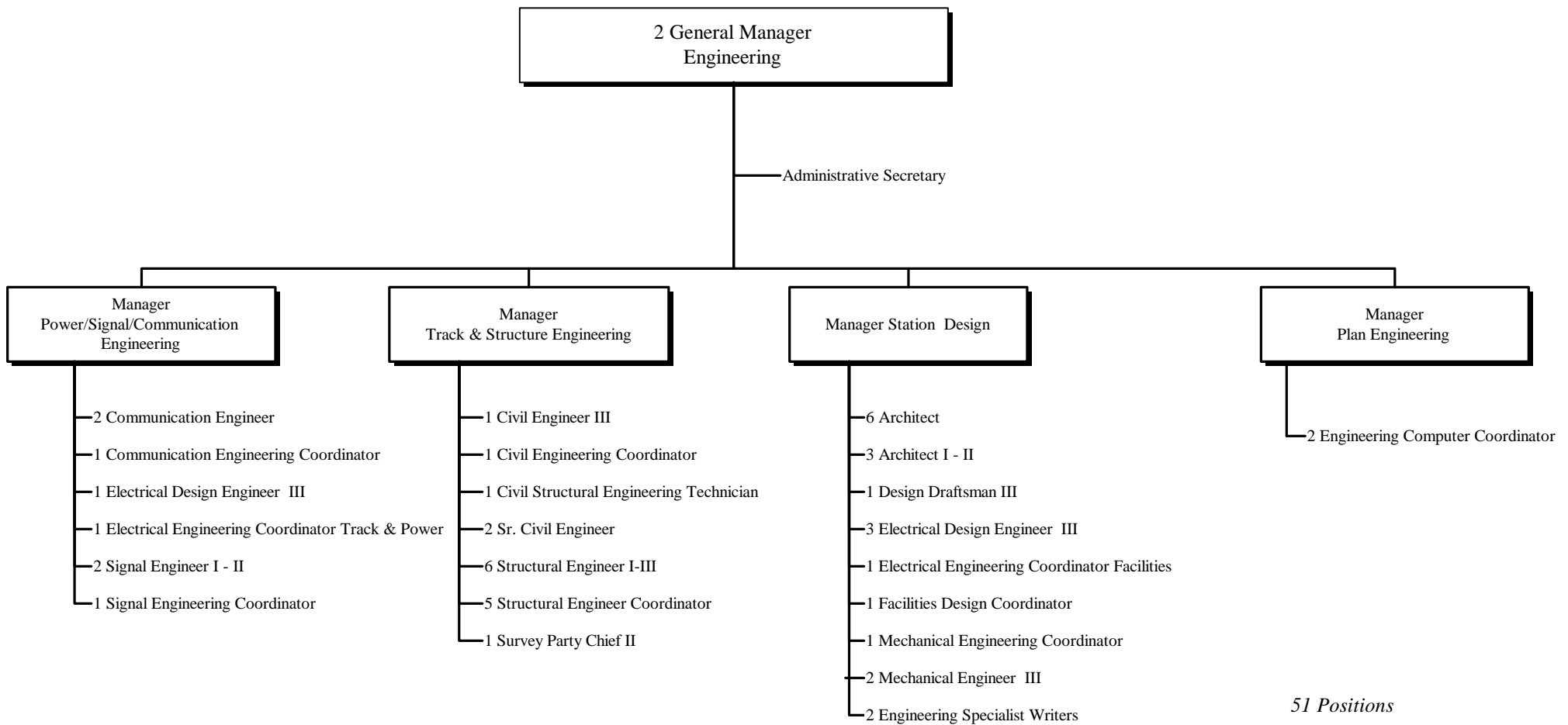
ROLLS UP TO DIVISION 0503

CONSTR, ENG AND FACILITIES

	<b>1998</b>	<b>1999</b>	<b>2000</b>	<b>2000</b>	<b>2000</b>	<b>2000</b>	<b>2001</b>	<b>2001</b>
	<b>Actual</b>	<b>Actual</b>	<b>Budget</b>	<b>Actual 1-5</b>	<b>Forecast 6-12</b>	<b>Total</b>	<b>Total</b>	<b>Budget</b>
<u>POSITIONS</u>								
FULL TIME PERM	8	6	7	-	7	7	7	7
PART TIME	-	-	-	-	-	-	-	-
FULL TIME TEMP	-	-	-	-	-	-	-	-
STO POSITIONS	-	-	-	-	-	-	-	-
TOTAL POSITIONS	8	6	7	-	7	7	7	7
<u>HOURS</u>								
OPERATING HOURS	11,601	11,136	6,355	4,913	6,862	11,775	11,775	12,351
NON-OPERATING HOURS	1,549	1,146	6,613	783	744	1,527	1,527	833
TOTAL HOURS	13,150	12,282	12,968	5,696	7,606	13,302	13,302	13,184
<u>OPERATING EXPENSE</u>								
LABOR	343,427	336,502	214,326	150,578	210,246	360,824	360,824	405,735
MATERIAL	3,458	4,914	10,652	1,295	-	1,295	1,295	4,830
FUEL - REVENUE EQUIPMENT	-	-	-	-	-	-	-	-
ELECTRIC POWER - REV EQUIPMENT	-	-	-	-	-	-	-	-
PROV FOR INJURIES AND DAMAGES	-	-	-	-	-	-	-	-
PURCHASE OF SECURITY SERVICES	-	-	-	-	-	-	-	-
PURCHASE OF PARATRANSIT SVCS	-	-	-	-	-	-	-	-
UTILITIES	-	-	-	-	-	-	-	-
MAINTENANCE & REPAIR	-	-	-	-	-	-	-	-
ADVERTISING & PROMOTION	-	-	-	-	-	-	-	-
CONTRACTUAL SERVICES	19	-	-	-	-	-	-	-
PROV FOR PASSENGER SECURITY	-	-	-	-	-	-	-	-
LEASES & RENTALS	-	-	-	-	-	-	-	-
TRAVEL, TRAINING, SEMINARS & DUES	440	320	440	-	-	-	-	440
WARRANTY AND OTHER CREDITS	-	-	-	-	-	-	-	-
GENERAL EXPENSES	7	102	-	-	-	-	-	-
TOTAL OPERATING EXPENSE	347,351	341,838	225,418	151,873	210,246	362,119	362,119	411,005
<u>NON-OPERATING EXPENSE</u>								
LABOR	43,160	30,552	200,608	23,356	32,615	55,971	55,971	33,293
MATERIAL	-	-	-	-	-	-	-	-
OTHER SERVICES	-	-	-	-46,200	-64,507	-110,707	-110,707	-
TOTAL NON-OPERATING EXPENSE	43,160	30,552	200,608	-22,844	-31,892	-54,736	-54,736	33,293

# CONSTRUCTION, ENGINEERING, & FACILITIES ENGINEERING, CONSTRUCTION & MAINTENANCE ENGINEERING

---



**CHICAGO TRANSIT AUTHORITY**

**2001 BUDGET BY CATEGORY**

Wednesday, November 01, 2000

DEPARTMENT 0520 ENGINEERING

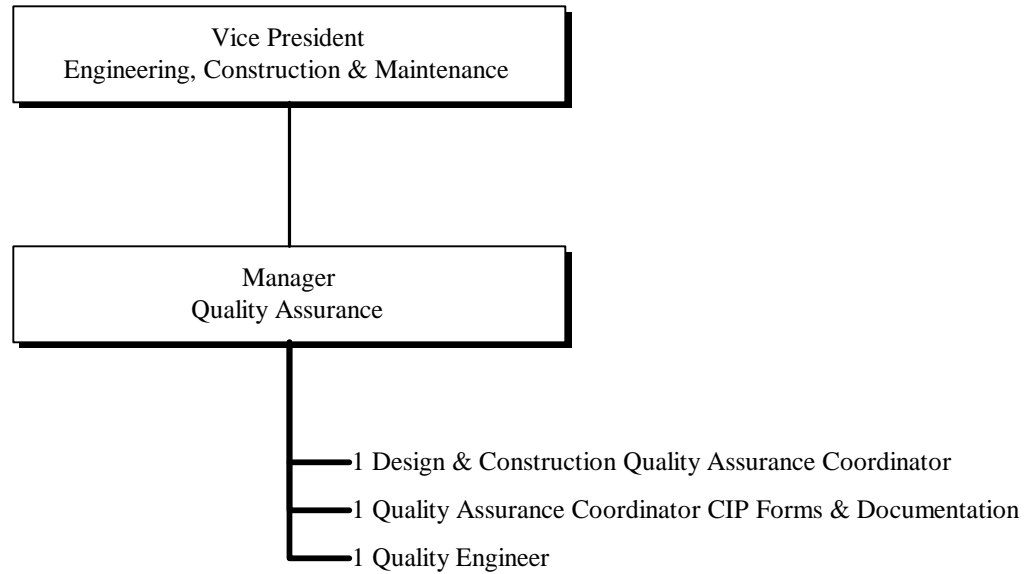
ROLLS UP TO DIVISION 0503

CONSTR, ENG AND FACILITIES

	<b>1998</b>	<b>1999</b>	<b>2000</b>	<b>2000</b>	<b>2000</b>	<b>2000</b>	<b>2001</b>
	<b>Actual</b>	<b>Actual</b>	<b>Budget</b>	<b>Actual 1-5</b>	<b>Forecast 6-12</b>	<b>Total</b>	<b>Budget</b>
<u>POSITIONS</u>							
FULL TIME PERM	52	46	52	-	-	-	51
PART TIME	-	-	-	-	-	-	-
FULL TIME TEMP	-	3	-	-	-	-	-
STO POSITIONS	-	-	-	-	-	-	-
TOTAL POSITIONS	52	49	52	-	-	-	51
<u>HOURS</u>							
OPERATING HOURS	53,119	58,690	36,484	12,726	18,644	31,370	38,570
NON-OPERATING HOURS	41,290	33,403	60,844	25,761	35,461	61,222	63,656
TOTAL HOURS	94,409	92,093	97,328	38,487	54,105	92,592	102,226
<u>OPERATING EXPENSE</u>							
LABOR	2,021,501	2,219,651	1,545,611	513,655	733,404	1,247,059	1,815,540
MATERIAL	79,860	54,089	34,967	17,780	13,380	31,160	53,339
FUEL - REVENUE EQUIPMENT	-	-	-	-	-	-	-
ELECTRIC POWER - REV EQUIPMENT	-	-	-	-	-	-	-
PROV FOR INJURIES AND DAMAGES	-	-	-	-	-	-	-
PURCHASE OF SECURITY SERVICES	-	-	-	-	-	-	-
PURCHASE OF PARATRANSIT SVCS	-	-	-	-	-	-	-
UTILITIES	-	-	-	-	-	-	-
MAINTENANCE & REPAIR	502,310	-500,000	2,310	300	419	719	-
ADVERTISING & PROMOTION	-	-	-	-	-	-	-
CONTRACTUAL SERVICES	12,418	21,797	12,418	11,565	16,149	27,714	21,556
PROV FOR PASSENGER SECURITY	-	-	-	-	-	-	-
LEASES & RENTALS	-	-	-	564	786	1,350	-
TRAVEL, TRAINING, SEMINARS & DUES	5,271	10,532	18,812	335	468	803	34,315
WARRANTY AND OTHER CREDITS	-	-	-	-	-	-	-
GENERAL EXPENSES	677	3,717	5,396	672	938	1,610	3,551
TOTAL OPERATING EXPENSE	2,622,037	1,809,786	1,619,514	544,871	765,544	1,310,415	1,928,301
<u>NON-OPERATING EXPENSE</u>							
LABOR	1,482,047	1,261,744	2,388,341	955,134	1,331,897	2,287,031	1,297,797
MATERIAL	21,819	1,221	-	7,409	9,063	16,472	991
OTHER SERVICES	39,344,207	36,539,790	30,517,752	36,073,373	50,658,514	86,731,887	37,397,950
TOTAL NON-OPERATING EXPENSE	40,848,073	37,802,755	32,906,093	37,035,916	51,999,474	89,035,390	38,696,738

# CONSTRUCTION, ENGINEERING, & FACILITIES ENGINEERING, CONSTRUCTION & MAINTENANCE QUALITY ASSURANCE

---



*4 Positions*



**CHICAGO TRANSIT AUTHORITY**

**2001 BUDGET BY CATEGORY**

Wednesday, November 01, 2000

DEPARTMENT 0945

QUALITY ASSURANCE

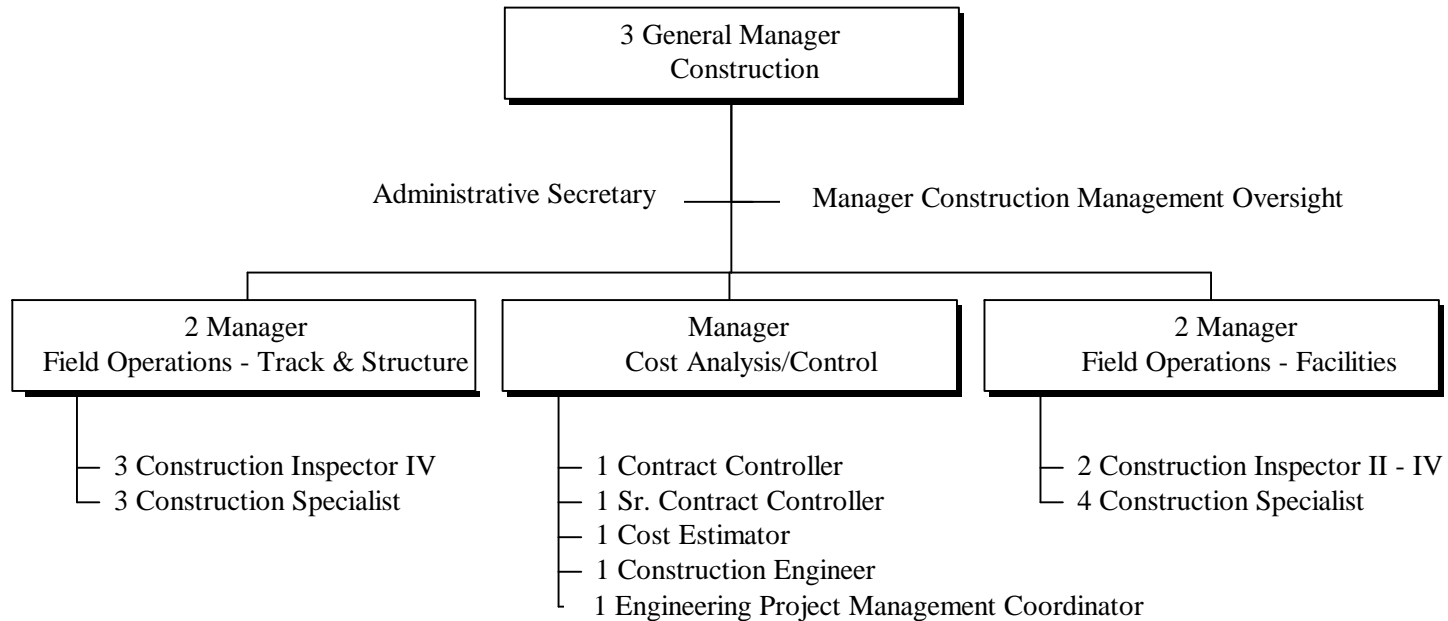
ROLLS UP TO DIVISION 0503

CUSTOMER SERVICE, FACILITIES

	1998 Actual	1999 Actual	2000 Budget	2000 Actual 1-5	2000 Forecast 6-12	2000 Total	2001 Budget
<u>POSITIONS</u>							
FULL TIME PERM	4	3	4	-	4	4	4
PART TIME	-	-	-	-	-	-	-
FULL TIME TEMP	-	-	-	-	-	-	-
STO POSITIONS	-	-	-	-	-	-	-
TOTAL POSITIONS	4	3	4	-	4	4	4
<u>HOURS</u>							
OPERATING HOURS	2,016	2,811	2,067	1,048	1,466	2,514	3,803
NON-OPERATING HOURS	5,424	3,765	5,589	2,376	3,317	5,693	3,765
TOTAL HOURS	7,440	6,576	7,656	3,424	4,783	8,207	7,568
<u>OPERATING EXPENSE</u>							
LABOR	93,298	131,057	77,367	59,283	82,768	142,051	171,203
MATERIAL	-	239	-	-	-	-	239
FUEL - REVENUE EQUIPMENT	-	-	-	-	-	-	-
ELECTRIC POWER - REV EQUIPMENT	-	-	-	-	-	-	-
PROV FOR INJURIES AND DAMAGES	-	-	-	-	-	-	-
PURCHASE OF SECURITY SERVICES	-	-	-	-	-	-	-
PURCHASE OF PARATRANSIT SVCS	-	-	-	-	-	-	-
UTILITIES	-	-	-	-	-	-	-
MAINTENANCE & REPAIR	-	-	-	-	-	-	-
ADVERTISING & PROMOTION	-	-	-	-	-	-	-
CONTRACTUAL SERVICES	-	-	-	-	-	-	37,000
PROV FOR PASSENGER SECURITY	-	-	-	-	-	-	-
LEASES & RENTALS	-	-	-	-	-	-	-
TRAVEL, TRAINING, SEMINARS & DUES	1,988	359	1,988	190	265	455	359
WARRANTY AND OTHER CREDITS	-	-	-	-	-	-	-
GENERAL EXPENSES	-	-	-	-	-	-	-
TOTAL OPERATING EXPENSE	95,286	131,655	79,355	59,473	83,033	142,506	208,801
<u>NON-OPERATING EXPENSE</u>							
LABOR	169,242	119,640	207,489	77,107	107,660	184,767	119,642
MATERIAL	-	-	-	-	-	-	-
OTHER SERVICES	-	5,073	-	894	1,250	2,144	5,073
TOTAL NON-OPERATING EXPENSE	169,242	124,713	207,489	78,001	108,910	186,911	124,715

**CONSTRUCTION, ENGINEERING, & FACILITIES  
ENGINEERING, CONSTRUCTION & MAINTENANCE  
CONSTRUCTION**

---



*27 Total  
Positions*

CHICAGO TRANSIT AUTHORITY

2001 BUDGET BY CATEGORY

Thursday, September 28, 2000

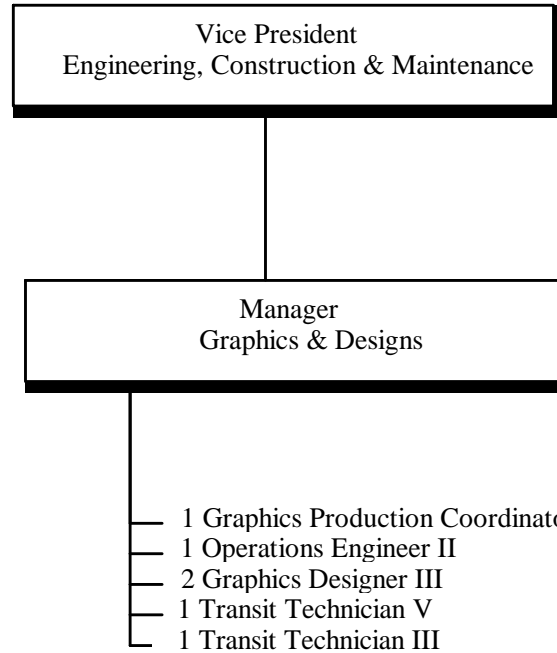
DEPARTMENT 0963

CONSTRUCTION

	2000		ROLLS UP TO DIVISION		0503	CUSTOMER SERVICE, FACILITIES	
	1998 Actual	1999 Actual	2000 Budget	2000 Actual 1-5	2000 Forecast 6-12	2000 Total	2001 Budget
<u>POSITIONS</u>							
FULL TIME PERM	25	22	26	-	27	27	27
PART TIME	-	-	-	-	-	-	-
FULL TIME TEMP	-	-	-	-	-	-	-
STO POSITIONS	-	-	-	-	-	-	-
TOTAL POSITIONS	25	22	26	-	27	27	27
<u>HOURS</u>							
OPERATING HOURS	16,631	23,305	26,189	9,248	12,917	22,165	27,548
NON-OPERATING HOURS	26,904	20,220	22,316	10,410	14,698	25,108	22,584
TOTAL HOURS	43,535	43,525	48,505	19,658	27,615	47,273	50,132
<u>OPERATING EXPENSE</u>							
LABOR	605,072	886,113	943,546	348,221	486,206	834,427	1,160,923
MATERIAL	377	2,230	2,464	6,720	33,451	40,171	97,116
FUEL - REVENUE EQUIPMENT	-	-	-	-	-	-	-
ELECTRIC POWER - REV EQUIPMENT	-	-	-	-	-	-	-
PROV FOR INJURIES AND DAMAGES	-	-	-	-	-	-	-
PURCHASE OF SECURITY SERVICES	-	-	-	-	-	-	-
PURCHASE OF PARATRANSIT SVCS	-	-	-	-	-	-	-
UTILITIES	-	-	-	-	-	-	-
MAINTENANCE & REPAIR	7,399	147,985	7,399	-	-	-	-
ADVERTISING & PROMOTION	-	-	-	-	-	-	-
CONTRACTUAL SERVICES	-	-	-	59	82	141	-
PROV FOR PASSENGER SECURITY	-	-	-	-	-	-	-
LEASES & RENTALS	-	-	-	-	-	-	-
TRAVEL, TRAINING, SEMINARS & DUES	180	390	3,000	-	-	-	390
WARRANTY AND OTHER CREDITS	-27,020	-53,762	-	-23,635	-32,997	-56,632	-25,000
GENERAL EXPENSES	14,573	45,363	16,573	7,480	10,442	17,922	45,289
TOTAL OPERATING EXPENSE	600,581	1,028,319	972,982	338,845	497,184	836,029	1,278,718
<u>NON-OPERATING EXPENSE</u>							
LABOR	815,698	641,823	780,690	351,263	490,435	841,698	665,964
MATERIAL	-	-	-	-	-	-	-
OTHER SERVICES	267,099	1,995,619	-	231	324	555	2,020,619
TOTAL NON-OPERATING EXPENSE	1,082,797	2,637,442	780,690	351,494	490,759	842,253	2,686,583

**CONSTRUCTION, ENGINEERING, & FACILITIES  
ENGINEERING, CONSTRUCTION & MAINTENANCE  
GRAPHICS & DESIGNS**

---



*7 Total Positions*

**CHICAGO TRANSIT AUTHORITY**

**2001 BUDGET BY CATEGORY**

Wednesday, November 01, 2000

DEPARTMENT 0989

GRAPHICS & DESIGNS

ROLLS UP TO DIVISION 0503

CUSTOMER SERVICE, FACILITIES

	<b>1998</b>	<b>1999</b>	<b>2000</b>	<b>2000</b>	<b>2000</b>	<b>2000</b>	<b>2001</b>
	<b>Actual</b>	<b>Actual</b>	<b>Budget</b>	<b>Actual 1-5</b>	<b>Forecast 6-12</b>	<b>Total</b>	<b>Budget</b>
<u>POSITIONS</u>							
FULL TIME PERM	7	7	7	-	7	7	7
PART TIME	-	-	-	-	-	-	-
FULL TIME TEMP	-	-	-	-	-	-	-
STO POSITIONS	-	-	-	-	-	-	-
TOTAL POSITIONS	7	7	7	-	7	7	7
<u>HOURS</u>							
OPERATING HOURS	11,843	12,689	12,968	5,992	8,372	14,364	12,984
NON-OPERATING HOURS	-	-	-	-	-	-	-
TOTAL HOURS	11,843	12,689	12,968	5,992	8,372	14,364	12,984
<u>OPERATING EXPENSE</u>							
LABOR	380,752	402,844	424,196	195,424	272,859	468,283	452,001
MATERIAL	4,262	14,102	12,421	5,402	-	5,402	13,710
FUEL - REVENUE EQUIPMENT	-	-	-	-	-	-	-
ELECTRIC POWER - REV EQUIPMENT	-	-	-	-	-	-	-
PROV FOR INJURIES AND DAMAGES	-	-	-	-	-	-	-
PURCHASE OF SECURITY SERVICES	-	-	-	-	-	-	-
PURCHASE OF PARATRANSIT SVCS	-	-	-	-	-	-	-
UTILITIES	-	-	-	-	-	-	-
MAINTENANCE & REPAIR	713	4,370	10,000	-791	-	-791	4,369
ADVERTISING & PROMOTION	14,921	4,349	14,921	-	-	-	4,348
CONTRACTUAL SERVICES	154	79	154	26	36	62	-
PROV FOR PASSENGER SECURITY	-	-	-	-	-	-	-
LEASES & RENTALS	-	-	-	-	-	-	-
TRAVEL, TRAINING, SEMINARS & DUES	1,752	1,757	6,335	1,219	1,703	2,922	1,756
WARRANTY AND OTHER CREDITS	-	-	-	-	-	-	-
GENERAL EXPENSES	2,801	7,350	2,801	65	89	154	7,238
TOTAL OPERATING EXPENSE	405,355	434,851	470,828	201,345	274,687	476,032	483,422
<u>NON-OPERATING EXPENSE</u>							
LABOR	-	-	-	-	-	-	-
MATERIAL	-	-	-	-	-	-	-
OTHER SERVICES	-	137	-	7,078	9,881	16,959	137
TOTAL NON-OPERATING EXPENSE	-	137	-	7,078	9,881	16,959	137



Courteous

We will create a pleasant  
environment  
for our  
customers and fellow employees.

**CHICAGO TRANSIT AUTHORITY**

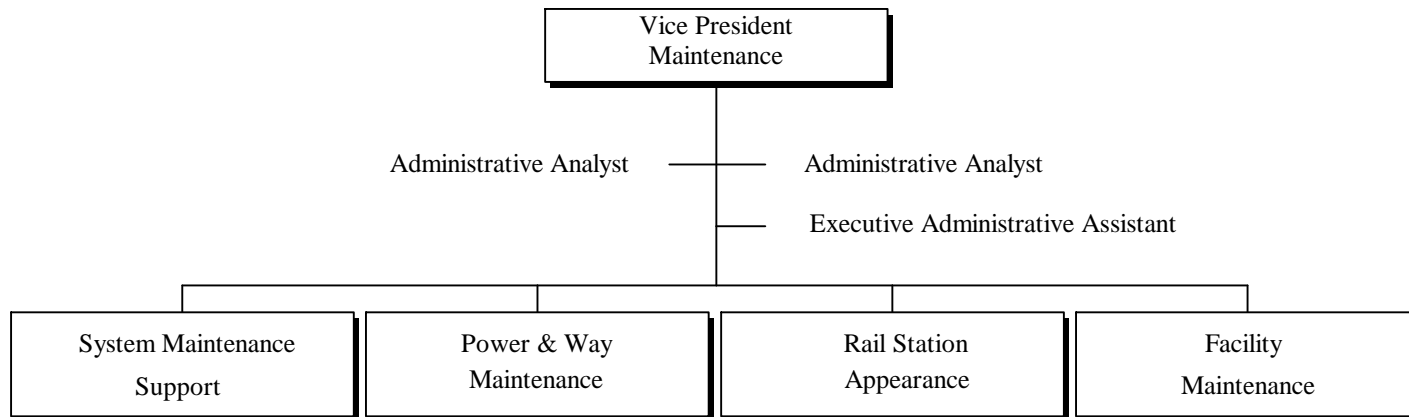
**2001 BUDGET BY CATEGORY**

Wednesday, November 01, 2000

SECTOR	0500	MAINTENANCE	ROLLS UP TO DIVISION 0503					MAINTENANCE	
			1998 Actual	1999 Actual	2000 Budget	2000 Actual 1-5	2000 Forecast 6-12	2000 Total	2001 Budget
<u>POSITIONS</u>									
		FULL TIME PERM	1,279	1,244	1,278	-	1,347	1,347	1,361
		PART TIME	-	-	-	-	-	-	-
		FULL TIME TEMP	63	108	71	-	-	-	-
		STO POSITIONS	-	-	-	-	-	-	-
		TOTAL POSITIONS	1,342	1,352	1,349	-	1,347	1,347	1,361
<u>HOURS</u>									
		OPERATING HOURS	2,343,085	2,448,738	2,294,165	955,895	1,332,337	2,288,232	2,337,081
		NON-OPERATING HOURS	482,755	470,002	481,219	199,927	276,445	476,372	481,206
		TOTAL HOURS	2,825,840	2,918,740	2,775,384	1,155,822	1,608,782	2,764,604	2,818,287
<u>OPERATING EXPENSE</u>									
		LABOR	68,743,616	73,787,228	72,253,237	29,264,139	42,753,655	72,017,794	74,878,254
		MATERIAL	10,429,682	11,305,079	10,383,562	3,990,543	6,105,615	10,096,158	10,241,971
		FUEL - REVENUE EQUIPMENT	-	-	-	-	-	-	-
		ELECTRIC POWER - REV EQUIPMENT	20,806,724	16,569,862	20,065,959	8,377,135	12,093,494	20,470,629	20,491,810
		PROV FOR INJURIES AND DAMAGES	-	-	-	-	-	-	-
		PURCHASE OF SECURITY SERVICES	-	-	-	-	-	-	-
		PURCHASE OF PARATRANSIT SVCS	-	-	-	-	-	-	-
		UTILITIES	12,582,966	15,173,673	15,910,318	6,898,786	9,632,269	16,531,055	16,944,669
		MAINTENANCE & REPAIR	4,641,607	4,218,207	4,055,965	1,785,817	2,493,400	4,279,217	4,099,813
		ADVERTISING & PROMOTION	72	29	15	1,180	1,649	2,829	-
		CONTRACTUAL SERVICES	33,576	130,391	35,796	25,035	34,952	59,987	280,733
		PROV FOR PASSENGER SECURITY	-	-	-	-	-	-	-
		LEASES & RENTALS	415,530	292,189	265,015	36,450	50,888	87,338	107,366
		TRAVEL, TRAINING, SEMINARS & DUES	13,559	14,420	12,475	13,164	18,381	31,545	15,576
		WARRANTY AND OTHER CREDITS	-	-10	-	-	-	-	-
		GENERAL EXPENSES	199,782	194,964	206,831	83,357	116,376	199,733	183,414
		TOTAL OPERATING EXPENSE	117,867,114	121,686,032	123,189,173	50,475,606	73,300,679	123,776,285	127,243,606
<u>NON-OPERATING EXPENSE</u>									
		LABOR	15,507,780	15,263,679	15,385,257	6,521,689	9,107,073	15,628,762	15,352,908
		MATERIAL	1,107,853	1,624,986	2,851,440	1,641,678	2,006,613	3,648,291	1,680,717
		OTHER SERVICES	4,260,915	4,517,882	299,919	1,590,509	2,220,709	3,811,218	4,414,816
		TOTAL NON-OPERATING EXPENSE	20,876,548	21,406,547	18,536,616	9,753,876	13,334,395	23,088,271	21,448,441

**CONSTRUCTION, ENGINEERING & FACILITIES  
MAINTENANCE DIVISION  
VICE PRESIDENT**

---



*4 Total Positions*



**CHICAGO TRANSIT AUTHORITY**

**2001 BUDGET BY CATEGORY**

Wednesday, November 01, 2000

DEPARTMENT 0502

FACILITY MAINTENANCE VP

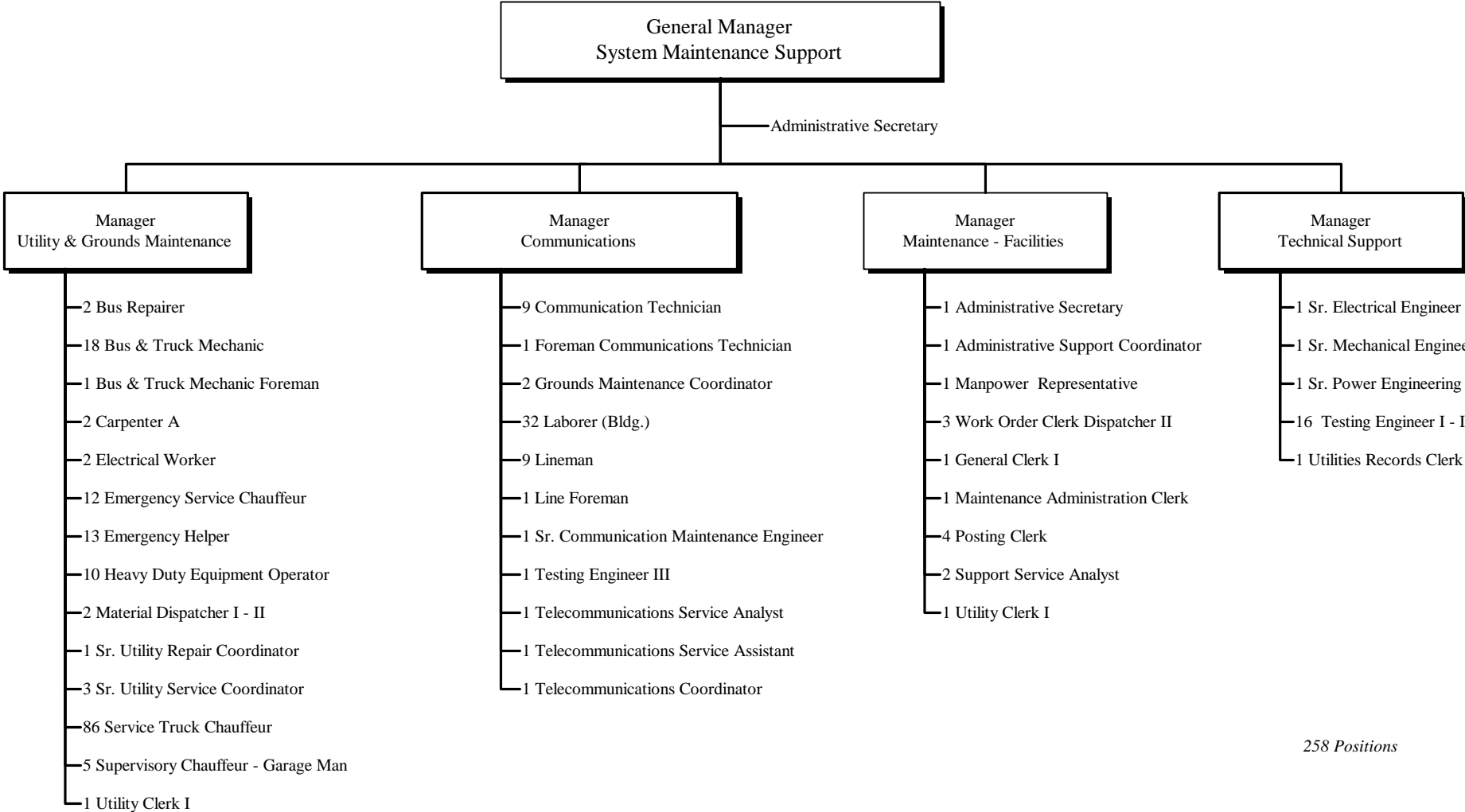
ROLLS UP TO DIVISION 0503

CONSTR, ENG AND FACILITIES

	1998 Actual	1999 Actual	2000 Budget	2000 Actual 1-5	2000 Forecast 6-12	2000 Total	2001 Budget
<u>POSITIONS</u>							
FULL TIME PERM	2	1	2	-	2	2	4
PART TIME	-	-	-	-	-	-	-
FULL TIME TEMP	-	-	-	-	-	-	-
STO POSITIONS	-	-	-	-	-	-	-
TOTAL POSITIONS	2	1	2	-	2	2	4
<u>HOURS</u>							
OPERATING HOURS	2,827	1,853	3,728	1,072	1,501	2,573	5,776
NON-OPERATING HOURS	-	-	-	-	-	-	-
TOTAL HOURS	2,827	1,853	3,728	1,072	1,501	2,573	5,776
<u>OPERATING EXPENSE</u>							
LABOR	140,144	44,091	180,853	39,762	55,516	95,278	268,607
MATERIAL	1,564	148	291	874	-	874	-
FUEL - REVENUE EQUIPMENT	-	-	-	-	-	-	-
ELECTRIC POWER - REV EQUIPMENT	-	-	-	-	-	-	-
PROV FOR INJURIES AND DAMAGES	-	-	-	-	-	-	-
PURCHASE OF SECURITY SERVICES	-	-	-	-	-	-	-
PURCHASE OF PARATRANSIT SVCS	-	-	-	-	-	-	-
UTILITIES	-	-	-	-	-	-	-
MAINTENANCE & REPAIR	-	-	-	-	-	-	-
ADVERTISING & PROMOTION	-	-	-	-	-	-	-
CONTRACTUAL SERVICES	-	-	-	-	-	-	-
PROV FOR PASSENGER SECURITY	-	-	-	-	-	-	-
LEASES & RENTALS	-	-	-	-	-	-	-
TRAVEL, TRAINING, SEMINARS & DUES	5,756	2,767	2,878	6,910	9,648	16,558	2,687
WARRANTY AND OTHER CREDITS	-	-	-	-	-	-	-
GENERAL EXPENSES	-	-	-	-	-	-	-
TOTAL OPERATING EXPENSE	147,464	47,006	184,022	47,546	65,164	112,710	271,294
<u>NON-OPERATING EXPENSE</u>							
LABOR	-	-	-	-	-	-	-
MATERIAL	-	-	-	-	-	-	-
OTHER SERVICES	-	-	-	402	561	963	-
TOTAL NON-OPERATING EXPENSE	-	-	-	402	561	963	-

# CONSTRUCTION, ENGINEERING & FACILITIES MAINTENANCE DIVISION SYSTEM MAINTENANCE SUPPORT

---



258 Positions

**CHICAGO TRANSIT AUTHORITY**

**2001 BUDGET BY CATEGORY**

Wednesday, November 01, 2000

DEPARTMENT 0530

SYSTEM MAINTENANCE SUPPORT

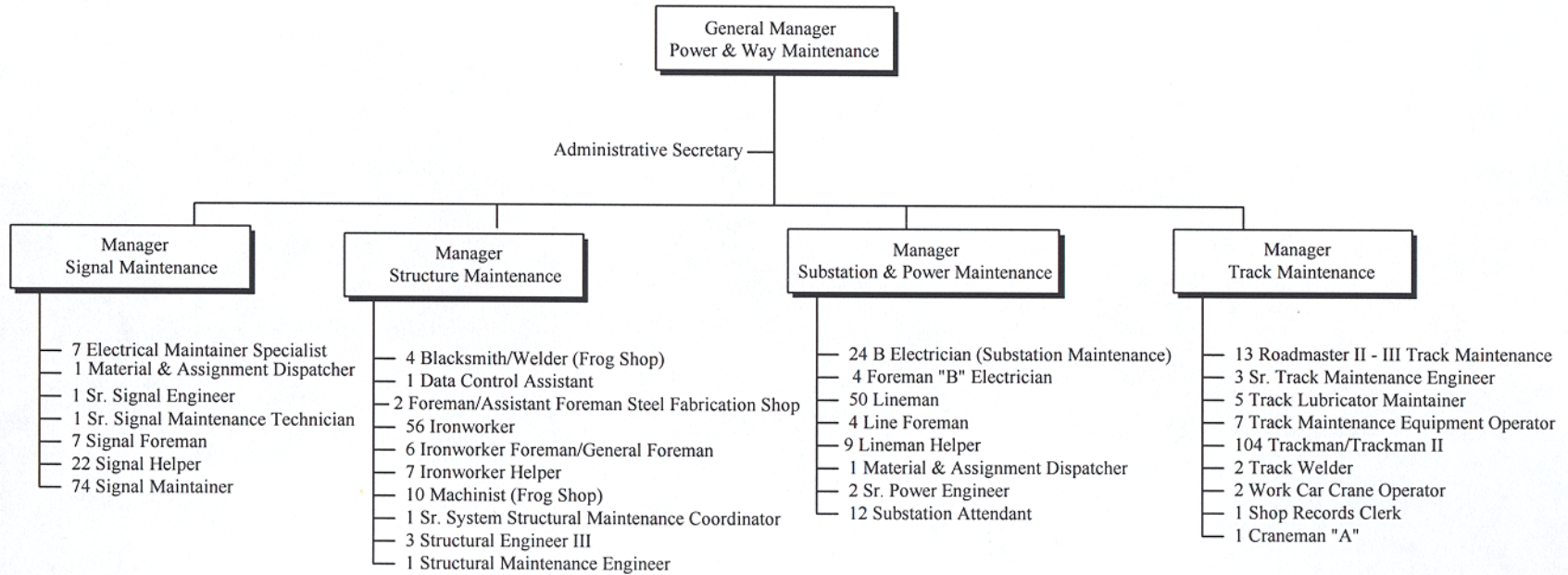
ROLLS UP TO DIVISION 0503

CONSTR, ENG AND FACILITIES

	<b>1998</b>	<b>1999</b>	<b>2000</b>	<b>2000</b>	<b>2000</b>	<b>2000</b>	<b>2001</b>
	<b>Actual</b>	<b>Actual</b>	<b>Budget</b>	<b>Actual 1-5</b>	<b>Forecast 6-12</b>	<b>Total</b>	<b>Budget</b>
<u>POSITIONS</u>							
FULL TIME PERM	255	248	252	-	255	255	258
PART TIME	-	-	-	-	-	-	-
FULL TIME TEMP	-	5	5	-	-	-	-
STO POSITIONS	-	-	-	-	-	-	-
TOTAL POSITIONS	255	253	257	-	255	255	258
<u>HOURS</u>							
OPERATING HOURS	507,178	526,612	504,142	203,665	284,043	487,708	499,070
NON-OPERATING HOURS	41,955	30,987	30,326	9,223	10,451	19,674	30,398
TOTAL HOURS	549,133	557,599	534,468	212,888	294,494	507,382	529,468
<u>OPERATING EXPENSE</u>							
LABOR	15,044,389	16,033,549	15,859,830	6,298,162	8,792,387	15,090,549	16,126,452
MATERIAL	1,728,053	2,281,922	1,702,388	579,478	848,596	1,428,074	1,645,535
FUEL - REVENUE EQUIPMENT	-	-	-	-	-	-	-
ELECTRIC POWER - REV EQUIPMENT	20,806,724	16,569,862	20,065,959	8,377,135	12,093,494	20,470,629	20,491,810
PROV FOR INJURIES AND DAMAGES	-	-	-	-	-	-	-
PURCHASE OF SECURITY SERVICES	-	-	-	-	-	-	-
PURCHASE OF PARATRANSIT SVCS	-	-	-	-	-	-	-
UTILITIES	8,007,273	10,852,726	11,509,175	4,426,366	6,180,209	10,606,575	11,490,345
MAINTENANCE & REPAIR	1,536,019	1,811,852	1,740,800	569,402	795,004	1,364,406	1,565,873
ADVERTISING & PROMOTION	15	29	15	1,000	1,398	2,398	-
CONTRACTUAL SERVICES	2,811	33,258	2,779	1,105	1,541	2,646	201,303
PROV FOR PASSENGER SECURITY	-	-	-	-	-	-	-
LEASES & RENTALS	128,813	168,702	100,964	13,516	18,870	32,386	30,281
TRAVEL, TRAINING, SEMINARS & DUES	2,140	3,419	2,495	2,293	3,204	5,497	3,244
WARRANTY AND OTHER CREDITS	-	-	-	-	-	-	-
GENERAL EXPENSES	25,130	18,890	26,744	13,014	18,172	31,186	18,147
TOTAL OPERATING EXPENSE	47,281,367	47,774,209	51,011,149	20,281,471	28,752,875	49,034,346	51,572,990
<u>NON-OPERATING EXPENSE</u>							
LABOR	1,262,470	926,888	956,916	292,813	408,820	701,633	936,776
MATERIAL	9,463	-38,778	-	-7,498	-10,472	-17,970	133
OTHER SERVICES	1,370,259	1,669,187	-	1,039,791	1,451,786	2,491,577	1,669,187
TOTAL NON-OPERATING EXPENSE	2,642,192	2,557,297	956,916	1,325,106	1,850,134	3,175,240	2,606,096

# CONSTRUCTION, ENGINEERING & FACILITIES MAINTENANCE DIVISION POWER & WAY MAINTENANCE

---



*454 Total Positions*

**CHICAGO TRANSIT AUTHORITY**

**2001 BUDGET BY CATEGORY**

Wednesday, November 01, 2000

DEPARTMENT 0540

POWER & WAY MAINTENANCE

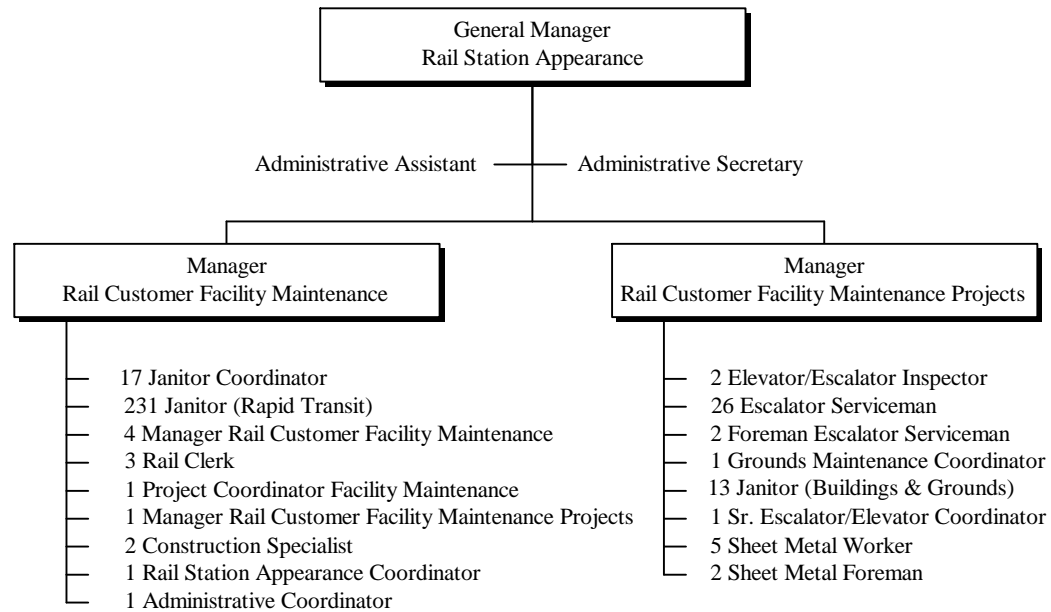
ROLLS UP TO DIVISION 0503

CONSTR, ENG AND FACILITIES

	<b>1998</b>	<b>1999</b>	<b>2000</b>	<b>2000</b>	<b>2000</b>	<b>2000</b>	<b>2001</b>
	<b>Actual</b>	<b>Actual</b>	<b>Budget</b>	<b>Actual 1-5</b>	<b>Forecast 6-12</b>	<b>Total</b>	<b>Budget</b>
<u>POSITIONS</u>							
FULL TIME PERM	393	385	392	-	455	455	454
PART TIME	-	-	-	-	-	-	-
FULL TIME TEMP	63	98	63	-	-	-	-
STO POSITIONS	-	-	-	-	-	-	-
TOTAL POSITIONS	456	483	455	-	455	455	454
<u>HOURS</u>							
OPERATING HOURS	689,154	706,899	637,821	265,191	369,601	634,792	661,798
NON-OPERATING HOURS	343,664	367,103	331,533	153,565	214,255	367,820	366,158
TOTAL HOURS	1,032,818	1,074,002	969,354	418,756	583,856	1,002,612	1,027,956
<u>OPERATING EXPENSE</u>							
LABOR	21,346,226	22,520,962	21,991,675	8,681,230	13,616,480	22,297,710	22,814,238
MATERIAL	3,111,261	2,984,424	3,079,342	1,157,236	2,132,684	3,289,920	2,936,938
FUEL - REVENUE EQUIPMENT	-	-	-	-	-	-	-
ELECTRIC POWER - REV EQUIPMENT	-	-	-	-	-	-	-
PROV FOR INJURIES AND DAMAGES	-	-	-	-	-	-	-
PURCHASE OF SECURITY SERVICES	-	-	-	-	-	-	-
PURCHASE OF PARATRANSIT SVCS	-	-	-	-	-	-	-
UTILITIES	-	-	-	-	-	-	-
MAINTENANCE & REPAIR	568,758	713,731	540,729	211,839	295,776	507,615	559,782
ADVERTISING & PROMOTION	-	-	-	-	-	-	-
CONTRACTUAL SERVICES	1,062	312	1,000	-	-	-	312
PROV FOR PASSENGER SECURITY	-	-	-	-	-	-	-
LEASES & RENTALS	126,684	43,326	71,400	6,262	8,742	15,004	21,383
TRAVEL, TRAINING, SEMINARS & DUES	4,281	4,594	5,620	3,597	5,021	8,618	4,594
WARRANTY AND OTHER CREDITS	-	-	-	-	-	-	-
GENERAL EXPENSES	83,067	85,550	96,450	31,059	43,362	74,421	83,819
TOTAL OPERATING EXPENSE	25,241,339	26,352,899	25,786,216	10,091,223	16,102,065	26,193,288	26,421,066
<u>NON-OPERATING EXPENSE</u>							
LABOR	11,098,756	11,931,744	10,507,281	4,976,190	6,947,864	11,924,054	11,969,093
MATERIAL	1,082,649	1,423,220	2,076,842	1,657,895	2,027,748	3,685,643	1,440,100
OTHER SERVICES	2,750,984	2,667,116	-	534,427	746,181	1,280,608	2,667,118
TOTAL NON-OPERATING EXPENSE	14,932,389	16,022,080	12,584,123	7,168,512	9,721,793	16,890,305	16,076,311

# CONSTRUCTION, ENGINEERING & FACILITIES MAINTENANCE DIVISION RAIL STATION APPEARANCE

---



*318 Total Positions*

**CHICAGO TRANSIT AUTHORITY**

**2001 BUDGET BY CATEGORY**

Wednesday, November 01, 2000

DEPARTMENT 0575

RAIL STATION APPEARANCE

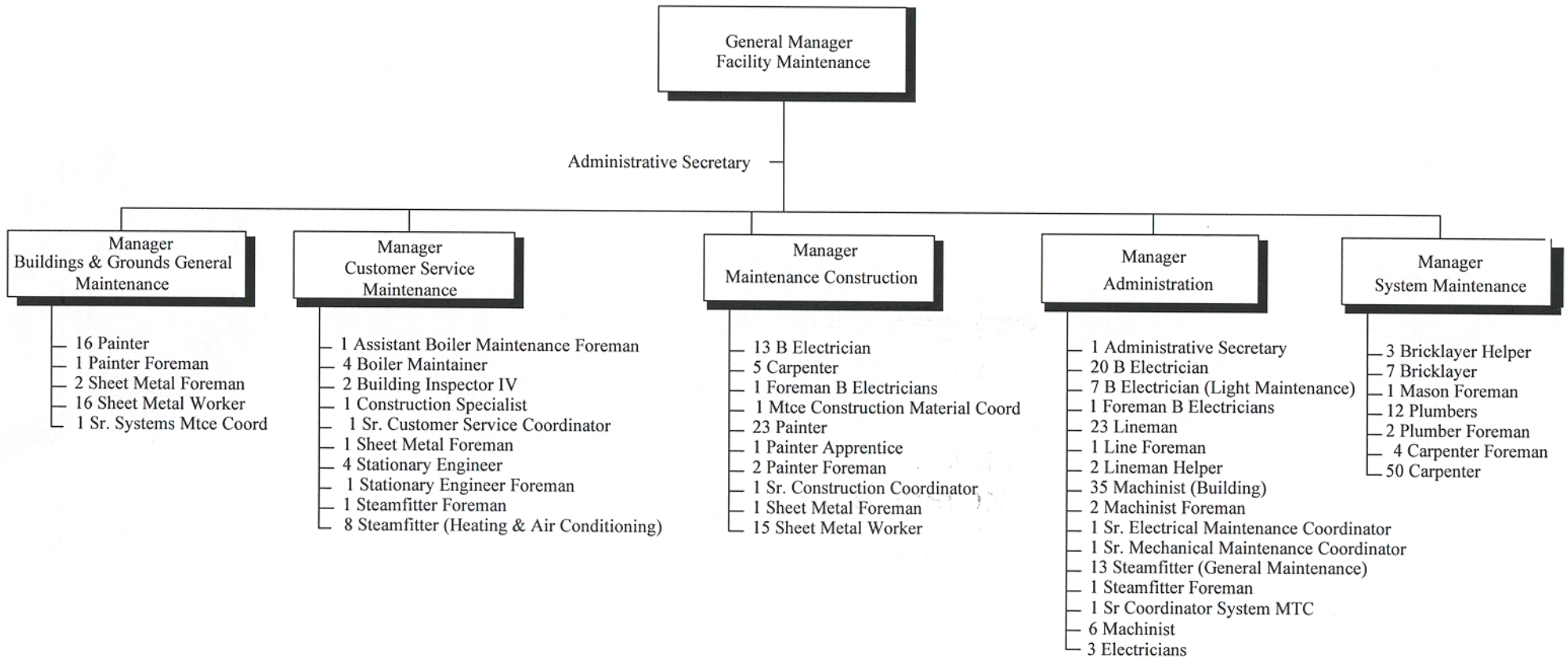
ROLLS UP TO DIVISION 0503

CONSTR, ENG AND FACILITIES

	<b>1998</b>	<b>1999</b>	<b>2000</b>	<b>2000</b>	<b>2000</b>	<b>2000</b>	<b>2001</b>
	<b>Actual</b>	<b>Actual</b>	<b>Budget</b>	<b>Actual 1-5</b>	<b>Forecast 6-12</b>	<b>Total</b>	<b>Budget</b>
<u>POSITIONS</u>							
FULL TIME PERM	312	305	317	-	317	317	318
PART TIME	-	-	-	-	-	-	-
FULL TIME TEMP	-	1	-	-	-	-	-
STO POSITIONS	-	-	-	-	-	-	-
TOTAL POSITIONS	312	306	317	-	317	317	318
<u>HOURS</u>							
OPERATING HOURS	578,253	625,759	604,869	263,203	367,225	630,428	607,475
NON-OPERATING HOURS	8,141	1,352	-	915	1,244	2,159	1,352
TOTAL HOURS	586,394	627,111	604,869	264,118	368,469	632,587	608,827
<u>OPERATING EXPENSE</u>							
LABOR	14,018,810	15,706,620	15,842,653	6,726,264	9,891,380	16,617,644	16,201,289
MATERIAL	1,361,011	1,446,845	1,256,496	586,954	803,526	1,390,480	1,640,902
FUEL - REVENUE EQUIPMENT	-	-	-	-	-	-	-
ELECTRIC POWER - REV EQUIPMENT	-	-	-	-	-	-	-
PROV FOR INJURIES AND DAMAGES	-	-	-	-	-	-	-
PURCHASE OF SECURITY SERVICES	-	-	-	-	-	-	-
PURCHASE OF PARATRANSIT SVCS	-	-	-	-	-	-	-
UTILITIES	-	-	-	-	-	-	-
MAINTENANCE & REPAIR	469,410	505,952	564,455	604,904	844,581	1,449,485	825,931
ADVERTISING & PROMOTION	-	-	-	-	-	-	-
CONTRACTUAL SERVICES	4,170	10,332	7,058	4,719	6,590	11,309	10,010
PROV FOR PASSENGER SECURITY	-	-	-	-	-	-	-
LEASES & RENTALS	46,710	5,382	-	-	-	-	1,066
TRAVEL, TRAINING, SEMINARS & DUES	1,382	3,640	1,482	364	508	872	5,051
WARRANTY AND OTHER CREDITS	-	-	-	-	-	-	-
GENERAL EXPENSES	11,056	11,186	9,565	5,315	7,420	12,735	11,185
TOTAL OPERATING EXPENSE	15,912,549	17,689,957	17,681,709	7,928,520	11,554,005	19,482,525	18,695,434
<u>NON-OPERATING EXPENSE</u>							
LABOR	276,482	42,303	-	38,409	53,628	92,037	45,102
MATERIAL	-	146,142	-	15,083	18,448	33,531	146,142
OTHER SERVICES	99,080	-	-	-	-	-	-
TOTAL NON-OPERATING EXPENSE	375,562	188,445	-	53,492	72,076	125,568	191,244

# CONSTRUCTION, ENGINEERING & FACILITIES MAINTENANCE DIVISION FACILITY MAINTENANCE

---



*327 Total Positions*



**CHICAGO TRANSIT AUTHORITY**

**2001 BUDGET BY CATEGORY**

Wednesday, November 01, 2000

DEPARTMENT 0580

FACILITY MAINTNEANCE

ROLLS UP TO DIVISION 0503

CONSTR, ENG AND FACILITIES

	<b>1998</b>	<b>1999</b>	<b>2000</b>	<b>2000</b>	<b>2000</b>	<b>2000</b>	<b>2001</b>
	<b>Actual</b>	<b>Actual</b>	<b>Budget</b>	<b>Actual 1-5</b>	<b>Forecast 6-12</b>	<b>Total</b>	<b>Budget</b>
<u>POSITIONS</u>							
FULL TIME PERM	317	305	315	-	318	318	327
PART TIME	-	-	-	-	-	-	-
FULL TIME TEMP	-	4	3	-	-	-	-
STO POSITIONS	-	-	-	-	-	-	-
TOTAL POSITIONS	317	309	318	-	318	318	327
<u>HOURS</u>							
OPERATING HOURS	565,673	587,615	543,605	222,764	309,967	532,731	562,962
NON-OPERATING HOURS	88,995	70,560	119,360	36,224	50,495	86,719	83,298
TOTAL HOURS	654,668	658,175	662,965	258,988	360,462	619,450	646,260
<u>OPERATING EXPENSE</u>							
LABOR	18,194,047	19,482,006	18,378,226	7,518,721	10,397,892	17,916,613	19,467,668
MATERIAL	4,227,793	4,591,740	4,345,045	1,666,001	2,320,809	3,986,810	4,018,596
FUEL - REVENUE EQUIPMENT	-	-	-	-	-	-	-
ELECTRIC POWER - REV EQUIPMENT	-	-	-	-	-	-	-
PROV FOR INJURIES AND DAMAGES	-	-	-	-	-	-	-
PURCHASE OF SECURITY SERVICES	-	-	-	-	-	-	-
PURCHASE OF PARATRANSIT SVCS	-	-	-	-	-	-	-
UTILITIES	4,575,693	4,320,947	4,401,143	2,472,420	3,452,060	5,924,480	5,454,324
MAINTENANCE & REPAIR	2,067,420	1,186,672	1,209,981	399,672	558,039	957,711	1,148,227
ADVERTISING & PROMOTION	57	-	-	180	251	431	-
CONTRACTUAL SERVICES	25,533	86,489	24,959	19,211	26,821	46,032	69,108
PROV FOR PASSENGER SECURITY	-	-	-	-	-	-	-
LEASES & RENTALS	113,323	74,779	92,651	16,672	23,276	39,948	54,636
TRAVEL, TRAINING, SEMINARS & DUES	-	-	-	-	-	-	-
WARRANTY AND OTHER CREDITS	-	-10	-	-	-	-	-
GENERAL EXPENSES	80,529	79,338	74,072	33,969	47,422	81,391	70,263
TOTAL OPERATING EXPENSE	29,284,395	29,821,961	28,526,077	12,126,846	16,826,570	28,953,416	30,282,822
<u>NON-OPERATING EXPENSE</u>							
LABOR	2,870,072	2,362,744	3,921,060	1,214,277	1,696,761	2,911,038	2,401,937
MATERIAL	15,741	94,402	774,598	-23,802	-29,111	-52,913	94,342
OTHER SERVICES	40,592	181,579	299,919	15,889	22,181	38,070	78,511
TOTAL NON-OPERATING EXPENSE	2,926,405	2,638,725	4,995,577	1,206,364	1,689,831	2,896,195	2,574,790

## Management & Performance

---

The Management & Performance Division provides support to all departments of the agency. This division affects change throughout the entire agency, provides critical services to our over 11,000 employees, and is responsible for ensuring compliance with streamlining, cost saving, performance, and efficiency goals. The driving motto for this division is "If you're not serving the customer, your job is serving someone who is."

### Communications

#### COMMUNICATIONS

Responsible for informing our customers, the media and the public about CTA's services, policies and initiatives through advertising, publications, promotions and press coverage.

#### Market Development /Special Events

Enhance the value of all aspects of the Authority's operation by: 1) forging business relationships; 2) developing ridership initiatives; 3) sponsoring special events.

### Government & Community Relations

#### Government & Community Relations

Coordinate activities with Congress, the Illinois General Assembly, and other governmental units and key staff members on pertinent transit issues. This unit performs research activities to support the agency's endeavors.

### DBE/EEO PROGRAM/Contract Compliance

#### DBE/EEO Program/Contract Compliance

Ensure that CTA vendors, employees and customers are not the recipients of discriminatory practices in regard to contracting, employment opportunities or service delivery. Increase minority and women vendor participation on CTA contracts.

### FINANCE

#### Treasury

Maintain cash flow of all CTA funds, which includes the management, collection, reporting, reconciliation and distribution of all CTA funds to the appropriate accounts for disbursement and investment purposes. Develop, process, reconcile and distribute pre-paid fare instruments to our sales network. Administer sales of student permits and taxi vouchers; process applications for special user permits; and provide general cashier services. Distribute payroll checks and other disbursements.

**Accounting operations**

Responsible for the overall operating activities of payroll, accounts payable, financial systems, and revenue accounting areas of the Authority. The payroll section prepares payroll for active employees in accordance with the work rules of the unions and guidelines for both Federal and State law. Accounts Payable prepares all invoices for payment of purchased goods and services. Financial Systems maintains the automated general ledger and budget accounting systems. Revenue accounting is responsible for rail revenue.

**Comptroller**

Responsible for preparation of CTA's annual operating budget, general ledger accounting (operating and capital) activities, accounts receivable, physical accountability of the fixed assets of the Authority, financial statement preparation, external reporting, coordination of all audits, bank reconciliation, and analysis of accounts.

**Capital Investment**

Develop and fosters the development of capital investment plans and programs for improvement and expansion of facilities.

**Human resources**

Responsible for ensuring open and ongoing dialogue with employees and ensuring that issues of concern to employees are given proper attention and focus.

**Personnel Services**

Administer the Authority's employment and placement function in accordance with Federal, State, and Local Laws and Collective Bargaining Agreements. Administer programs related to temporarily disabled employees. Administer compliance with Family and Medical Leave Act and the Americans with Disabilities Act provisions.

**Medical Services**

Conduct employee physical examinations. Review and evaluate employee disability claims. Conduct medical and drug/alcohol screening for all active employees to meet OSHA, FTA, and Authority requirements. Evaluate the physical condition of all employees applying for a disability pension.

**Benefit Services**

Responsible for management of all employee insurance programs including health, life, vision and weekly indemnity.

## Employee Relations

Responsible for improving communications with employees.

Program Compliance	Provide assistance to all departments of the Authority in the application of progressive discipline standards.
Industrial Relations	Responsible for the Authority in dealing with labor issues.

## Technology Development

Research & Development	Identify, research and assist in the implementation of ways to improve CTA's productivity, management and quality of service.
Management Information Systems	Provide new and existing information system services to CTA. Increase the level of proficiency in client/server technology.
Revenue Equipment Tech. & Maintenance	Maintain all revenue equipment and related computer systems supporting this equipment. Monitor and ensure that AFC system is properly recording ridership and fare collection information. Ensure continuous operation of revenue equipment through deployment of maintenance forces twenty-four hours per day.

## Purchasing/Warehousing

Quality Assurance	Responsible for specification, preparation and maintenance, incoming material inspection, vendor performance monitoring/reporting, and document management.
Purchasing & Warehousing Business Systems	Maintain all purchasing/warehousing computer systems. Monitor and ensure that systems are functioning properly.
Purchasing & Warehousing Programs	Develop new initiatives to improve purchasing and warehousing.
Purchasing	Maximize competition among bidders to provide goods, materials and services to CTA on a timely basis so that CTA's obligation to provide transit services to the public is met at the lowest possible cost.
Warehousing	Maintain CTA inventory.

---

Innovative

We will seek out and encourage  
employees who  
initiate  
change,  
improvement, learning  
and advancement of our goals.

**CHICAGO TRANSIT AUTHORITY**

**2001 BUDGET BY CATEGORY**

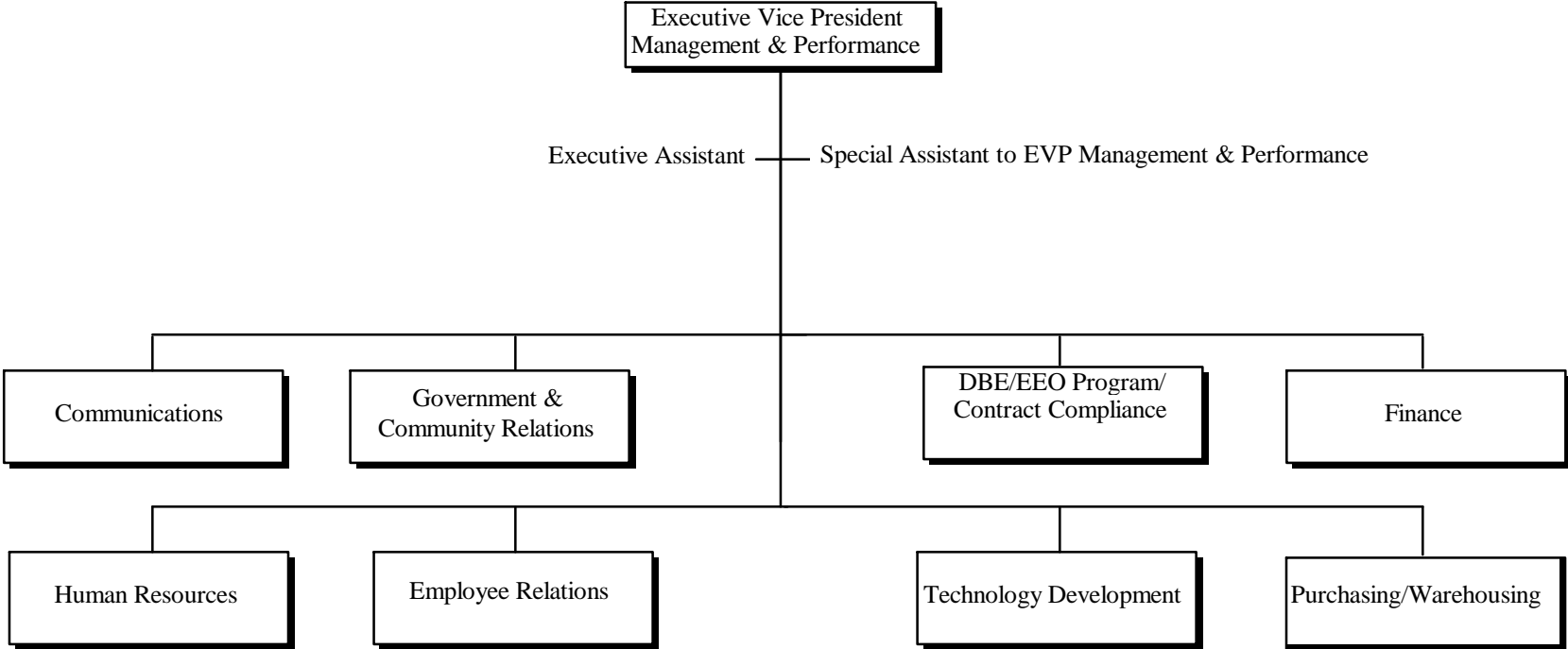
Thursday, November 02, 2000

DIVISION 0600 MANAGEMENT AND PERFORM

	<b>1998</b>	<b>1999</b>	<b>2000</b>	<b>2000</b>	<b>2000</b>	<b>2000</b>	<b>2001</b>
	<b>Actual</b>	<b>Actual</b>	<b>Budget</b>	<b>Actual 1-5</b>	<b>Forecast 6-12</b>	<b>Total</b>	<b>Budget</b>
<u>POSITIONS</u>							
FULL TIME PERM	908	842	927	-	925	925	971
PART TIME	9	27	12	-	-	-	-
FULL TIME TEMP	11	69	8	-	-	-	-
STO POSITIONS	-	-	-	-	-	-	-
TOTAL POSITIONS	928	938	947	-	925	925	971
<u>HOURS</u>							
OPERATING HOURS	1,650,400	1,659,383	1,696,444	688,260	978,941	1,667,201	1,743,908
NON-OPERATING HOURS	117,203	114,214	134,862	49,845	68,028	117,873	141,063
TOTAL HOURS	1,767,603	1,773,597	1,831,306	738,105	1,046,969	1,785,074	1,884,971
<u>OPERATING EXPENSE</u>							
LABOR	49,052,290	51,217,404	53,450,089	22,039,650	31,462,998	53,502,648	60,481,198
MATERIAL	4,611,079	4,654,493	4,318,104	1,344,575	1,908,407	3,252,982	4,541,337
FUEL - REVENUE EQUIPMENT	-	-	-	-	-	-	-
ELECTRIC POWER - REV EQUIPMENT	-	-	-	-	-	-	-
PROV FOR INJURIES AND DAMAGES	-	-	-	-	-	-	-
PURCHASE OF SECURITY SERVICES	526,719	503,710	549,152	163,943	350,000	513,943	640,888
PURCHASE OF PARATRANSIT SVCS	-	-	-	-	-	-	-
UTILITIES	2,054	1,848	2,054	373	-	373	1,847
MAINTENANCE & REPAIR	5,155,912	5,132,092	6,016,006	2,403,557	3,355,921	5,759,478	5,817,796
ADVERTISING & PROMOTION	3,821,470	1,938,971	2,862,172	843,701	1,716,999	2,560,700	1,933,312
CONTRACTUAL SERVICES	6,866,358	7,169,236	9,026,751	2,200,020	6,433,753	8,633,773	13,046,753
PROV FOR PASSENGER SECURITY	-	-	-	-	-	-	-
LEASES & RENTALS	1,896,525	2,025,709	1,724,170	1,036,366	1,447,005	2,483,371	1,822,145
TRAVEL, TRAINING, SEMINARS & DUES	181,160	232,707	245,385	100,566	140,414	240,980	282,849
WARRANTY AND OTHER CREDITS	79	-	-	-	-	-	-
GENERAL EXPENSES	351,064	625,433	460,450	258,085	360,339	618,424	799,814
TOTAL OPERATING EXPENSE	72,464,710	73,501,603	78,654,333	30,390,836	47,175,836	77,566,672	89,367,939
<u>NON-OPERATING EXPENSE</u>							
LABOR	3,736,490	3,650,483	4,494,853	1,734,440	2,709,901	4,444,341	3,646,100
MATERIAL	-3,632	-9,394	-	-7,080	-9,887	-16,967	493
OTHER SERVICES	11,389,255	12,223,860	20,784	369,867	498,847	868,714	12,236,247
TOTAL NON-OPERATING EXPENSE	15,122,113	15,864,949	4,515,637	2,097,227	3,198,861	5,296,088	15,882,840

**MANAGEMENT & PERFORMANCE  
EXECUTIVE VICE PRESIDENT**

---



*3 Total Positions*

**CHICAGO TRANSIT AUTHORITY**

**2001 BUDGET BY CATEGORY**

Thursday, November 02, 2000

DEPARTMENT 0603

MGMT & PERFORMANCE EXEC VP

ROLLS UP TO DIVISION 0600

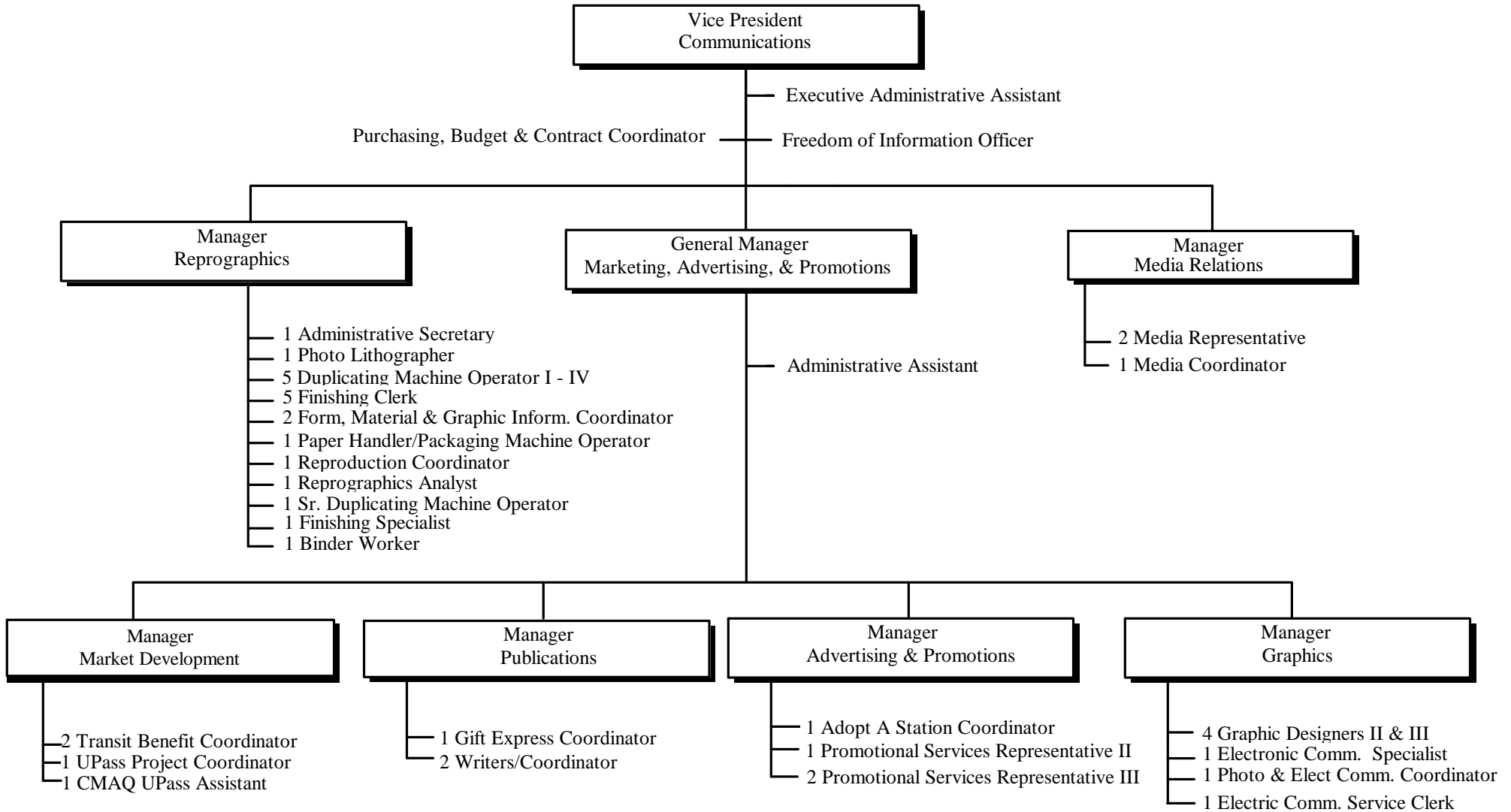
MANAGEMENT AND PERFORMA

	<b>1998</b>	<b>1999</b>	<b>2000</b>	<b>2000</b>	<b>2000</b>	<b>2000</b>	<b>2001</b>	<b>2001</b>
	<b>Actual</b>	<b>Actual</b>	<b>Budget</b>	<b>Actual 1-5</b>	<b>Forecast 6-12</b>	<b>Total</b>	<b>Total</b>	<b>Budget</b>
<u>POSITIONS</u>								
FULL TIME PERM	3	3	3	-		3	3	3
PART TIME	-	-	-	-		-	-	-
FULL TIME TEMP	-	-	-	-		-	-	-
STO POSITIONS	-	-	-	-		-	-	-
TOTAL POSITIONS	3	3	3	-		3	3	3
<u>HOURS</u>								
OPERATING HOURS	5,938	7,254	5,592	2,568		3,587	6,155	5,656
NON-OPERATING HOURS	-	-	-	-		-	-	-
TOTAL HOURS	5,938	7,254	5,592	2,568		3,587	6,155	5,656
<u>OPERATING EXPENSE</u>								
LABOR	339,848	416,441	324,068	159,831		223,160	382,991	376,101
MATERIAL	1,164	393	799	445		-	445	287
FUEL - REVENUE EQUIPMENT	-	-	-	-		-	-	-
ELECTRIC POWER - REV EQUIPMENT	-	-	-	-		-	-	-
PROV FOR INJURIES AND DAMAGES	-	-	-	-		-	-	-
PURCHASE OF SECURITY SERVICES	-	-	-	-		-	-	-
PURCHASE OF PARATRANSIT SVCS	-	-	-	-		-	-	-
UTILITIES	-	-	-	-		-	-	-
MAINTENANCE & REPAIR	-	914	-	-		-	-	914
ADVERTISING & PROMOTION	-	-	-	-		-	-	-
CONTRACTUAL SERVICES	1,171	474	1,171	72		102	174	267
PROV FOR PASSENGER SECURITY	-	-	-	-		-	-	-
LEASES & RENTALS	-	1,156	-	572		799	1,371	1,156
TRAVEL, TRAINING, SEMINARS & DUES	10,589	15,106	10,589	9,194		12,838	22,032	15,104
WARRANTY AND OTHER CREDITS	-	-	-	-		-	-	-
GENERAL EXPENSES	49,750	3,950	2,638	1,983		2,769	4,752	3,871
TOTAL OPERATING EXPENSE	402,522	438,434	339,265	172,097		239,668	411,765	397,700
<u>NON-OPERATING EXPENSE</u>								
LABOR	-	-	-	-		-	-	-
MATERIAL	-	-	-	-		-	-	-
OTHER SERVICES	-	-	-	-		-	-	-
TOTAL NON-OPERATING EXPENSE	-	-	-	-		-	-	-



# MANAGEMENT & PERFORMANCE COMMUNICATIONS

---



*53 Total Positions*

**CHICAGO TRANSIT AUTHORITY**

**2001 BUDGET BY CATEGORY**

Thursday, November 02, 2000

DEPARTMENT 0055

COMMUNICATIONS

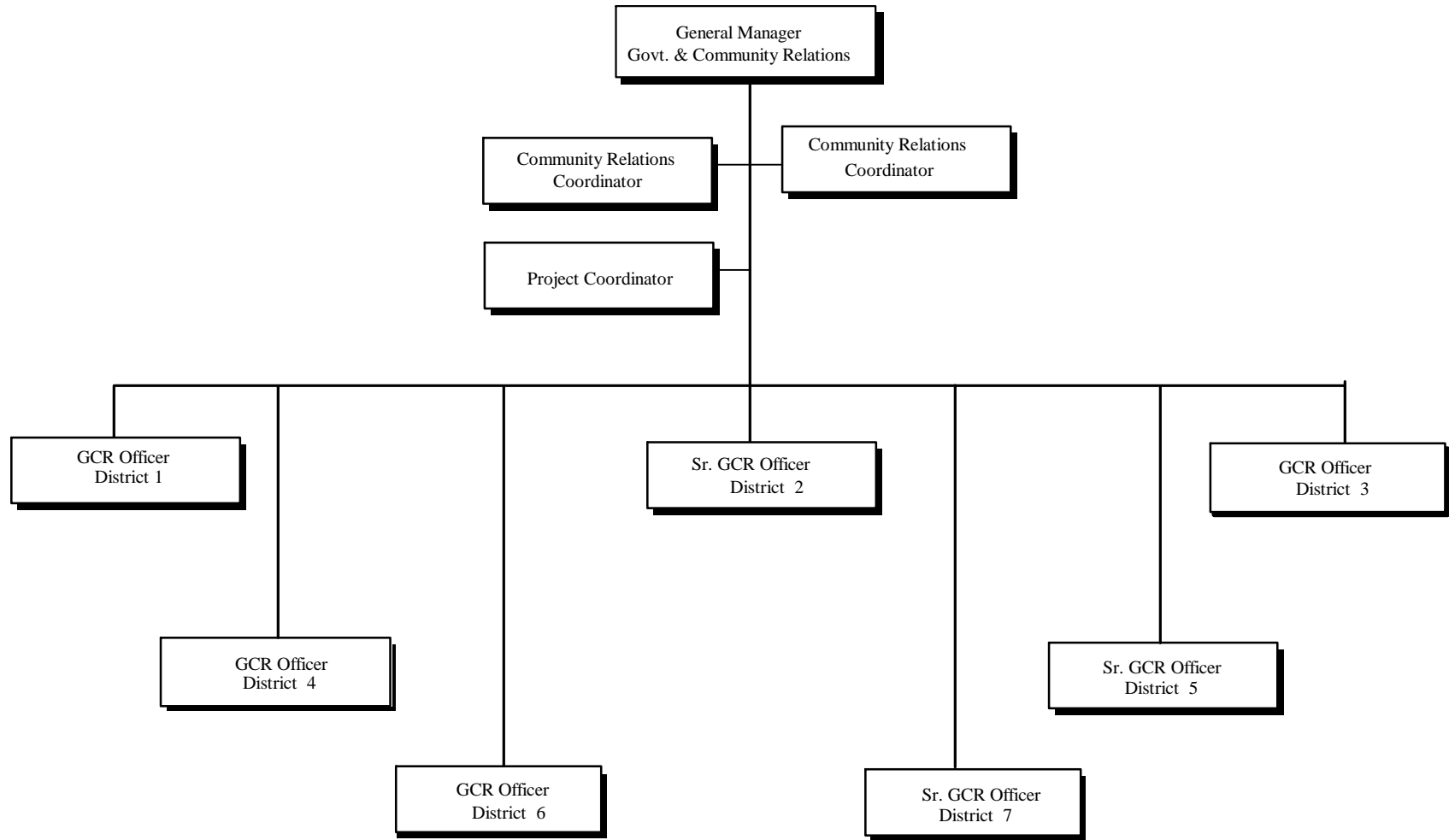
ROLLS UP TO DIVISION 0600

MANAGEMENT AND PERFORMA

	<b>1998</b>	<b>1999</b>	<b>2000</b>	<b>2000</b>	<b>2000</b>	<b>2000</b>	<b>2001</b>
	<b>Actual</b>	<b>Actual</b>	<b>Budget</b>	<b>Actual 1-5</b>	<b>Forecast 6-12</b>	<b>Total</b>	<b>Budget</b>
<u>POSITIONS</u>							
FULL TIME PERM	45	51	51	-	50	50	53
PART TIME	-	2	-	-	-	-	-
FULL TIME TEMP	-	-	-	-	-	-	-
STO POSITIONS	-	-	-	-	-	-	-
TOTAL POSITIONS	45	53	51	-	50	50	53
<u>HOURS</u>							
OPERATING HOURS	90,776	94,714	95,584	41,447	58,274	99,721	99,630
NON-OPERATING HOURS	-	90	-	-	-	-	90
TOTAL HOURS	90,776	94,804	95,584	41,447	58,274	99,721	99,720
<u>OPERATING EXPENSE</u>							
LABOR	2,725,007	2,967,730	3,087,347	1,322,644	1,866,175	3,188,819	3,321,392
MATERIAL	340,688	438,943	438,283	156,119	229,481	385,600	369,623
FUEL - REVENUE EQUIPMENT	-	-	-	-	-	-	-
ELECTRIC POWER - REV EQUIPMENT	-	-	-	-	-	-	-
PROV FOR INJURIES AND DAMAGES	-	-	-	-	-	-	-
PURCHASE OF SECURITY SERVICES	-	-	-	-	-	-	-
PURCHASE OF PARATRANSIT SVCS	-	-	-	-	-	-	-
UTILITIES	-	-	-	-	-	-	-
MAINTENANCE & REPAIR	76,686	202,409	76,686	4,094	5,718	9,812	202,411
ADVERTISING & PROMOTION	3,815,840	1,921,552	2,809,250	827,814	1,694,819	2,522,633	1,893,894
CONTRACTUAL SERVICES	37,228	55,466	678,037	135,929	189,786	325,715	1,455,791
PROV FOR PASSENGER SECURITY	-	-	-	-	-	-	-
LEASES & RENTALS	277,773	331,669	401,398	141,678	197,817	339,495	331,669
TRAVEL, TRAINING, SEMINARS & DUES	2,480	4,985	3,414	5,395	7,533	12,928	4,656
WARRANTY AND OTHER CREDITS	-	-	-	-	-	-	-
GENERAL EXPENSES	1,787	108,195	1,657	5,209	7,268	12,477	12,388
TOTAL OPERATING EXPENSE	7,277,489	6,030,949	7,496,072	2,598,882	4,198,597	6,797,479	7,591,824
<u>NON-OPERATING EXPENSE</u>							
LABOR	-	2,510	-	-	-	-	2,510
MATERIAL	-3,101	-3,647	-	-	-	-	-
OTHER SERVICES	249,968	156,417	-	30,200	42,166	72,366	156,415
TOTAL NON-OPERATING EXPENSE	246,867	155,280	-	30,200	42,166	72,366	158,925

# MANAGEMENT & PERFORMANCE GOVERNMENT & COMMUNITY RELATIONS

---



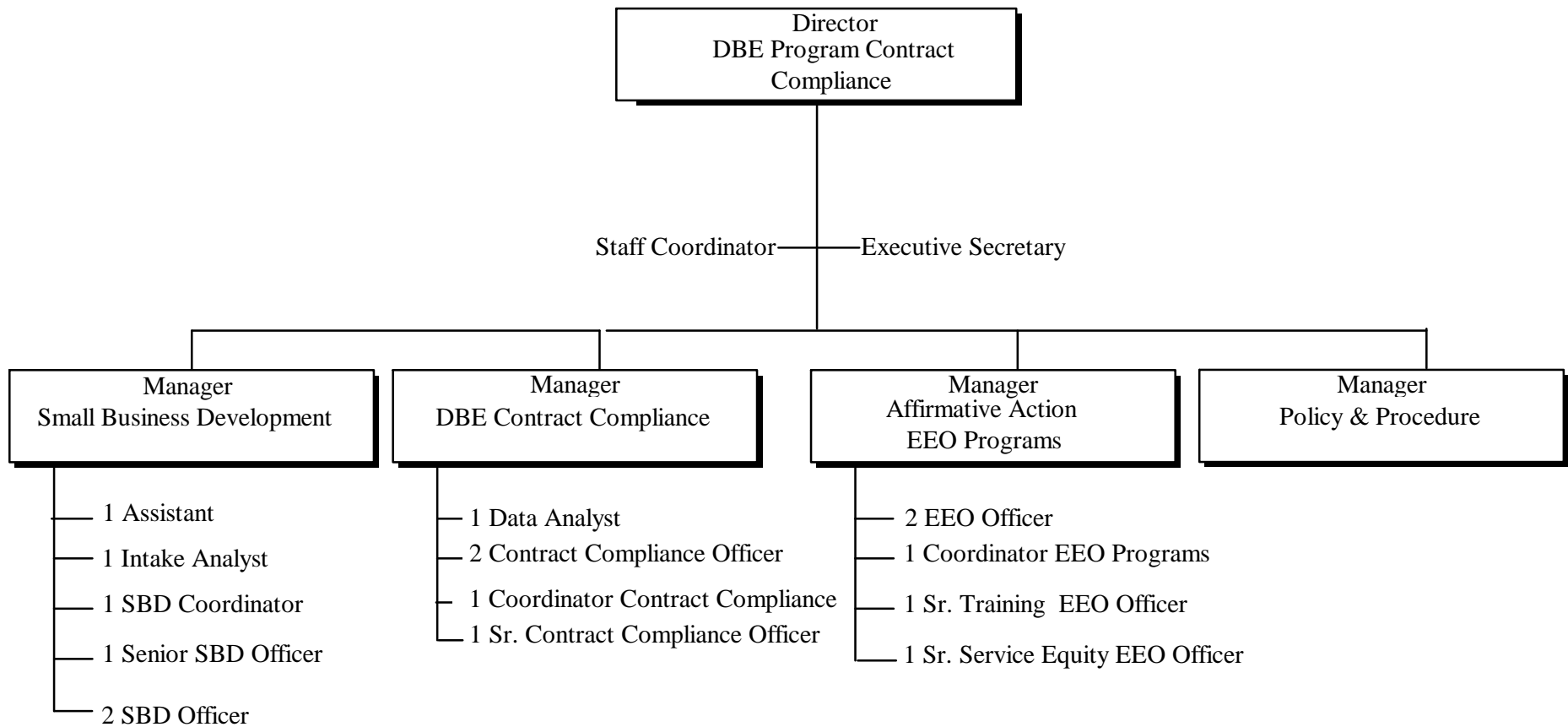
*11 Total Positions*



# MANAGEMENT & PERFORMANCE

## DBE/EEO PROGRAM/CONTRACT COMPLIANCE

---



*23 Total Positions*

**CHICAGO TRANSIT AUTHORITY**

**2001 BUDGET BY CATEGORY**

Thursday, November 02, 2000

DEPARTMENT 0615 DBE/EEOC

ROLLS UP TO DIVISION 0600 MANAGEMENT AND PERFORMA

	<b>1998 Actual</b>	<b>1999 Actual</b>	<b>2000 Budget</b>	<b>2000 Actual 1-5</b>	<b>2000 Forecast 6-12</b>	<b>2000 Total</b>	<b>2001 Budget</b>
<u>POSITIONS</u>							
FULL TIME PERM	16	15	15	-	15	15	23
PART TIME	-	-	-	-	-	-	-
FULL TIME TEMP	2	-	-	-	-	-	-
STO POSITIONS	-	-	-	-	-	-	-
TOTAL POSITIONS	18	15	15	-	15	15	23
<u>HOURS</u>							
OPERATING HOURS	19,031	20,504	17,065	9,312	13,000	22,312	34,736
NON-OPERATING HOURS	12,834	8,887	10,575	3,860	5,254	9,114	8,941
TOTAL HOURS	31,865	29,391	27,640	13,172	18,254	31,426	43,677
<u>OPERATING EXPENSE</u>							
LABOR	634,355	730,094	597,110	337,884	471,476	809,360	1,350,500
MATERIAL	9,290	9,187	10,309	1,434	1,551	2,985	11,530
FUEL - REVENUE EQUIPMENT	-	-	-	-	-	-	-
ELECTRIC POWER - REV EQUIPMENT	-	-	-	-	-	-	-
PROV FOR INJURIES AND DAMAGES	-	-	-	-	-	-	-
PURCHASE OF SECURITY SERVICES	-	-	-	-	-	-	-
PURCHASE OF PARATRANSIT SVCS	-	-	-	-	-	-	-
UTILITIES	-	-	-	-	-	-	-
MAINTENANCE & REPAIR	-	-	-	-	-	-	-
ADVERTISING & PROMOTION	-	-	-	830	1,158	1,988	2,000
CONTRACTUAL SERVICES	2,126	238	2,200	240	335	575	50,000
PROV FOR PASSENGER SECURITY	-	-	-	-	-	-	-
LEASES & RENTALS	-	-	-	635	888	1,523	-
TRAVEL, TRAINING, SEMINARS & DUES	9,828	8,062	9,828	5,877	8,206	14,083	16,000
WARRANTY AND OTHER CREDITS	-	-	-	-	-	-	-
GENERAL EXPENSES	3,747	10,765	8,217	424	593	1,017	28,221
TOTAL OPERATING EXPENSE	659,346	758,346	627,664	347,324	484,207	831,531	1,458,251
<u>NON-OPERATING EXPENSE</u>							
LABOR	393,904	286,451	372,483	116,114	162,122	278,236	287,894
MATERIAL	-	-	-	-	-	-	-
OTHER SERVICES	8,088	44,648	-	-	-	-	44,648
TOTAL NON-OPERATING EXPENSE	401,992	331,099	372,483	116,114	162,122	278,236	332,542

---

Professional

We will be dependable for  
our customers and  
fellow  
employees,  
and will maintain the  
highest standards of trust.

**CHICAGO TRANSIT AUTHORITY**

**2001 BUDGET BY CATEGORY**

Thursday, November 02, 2000

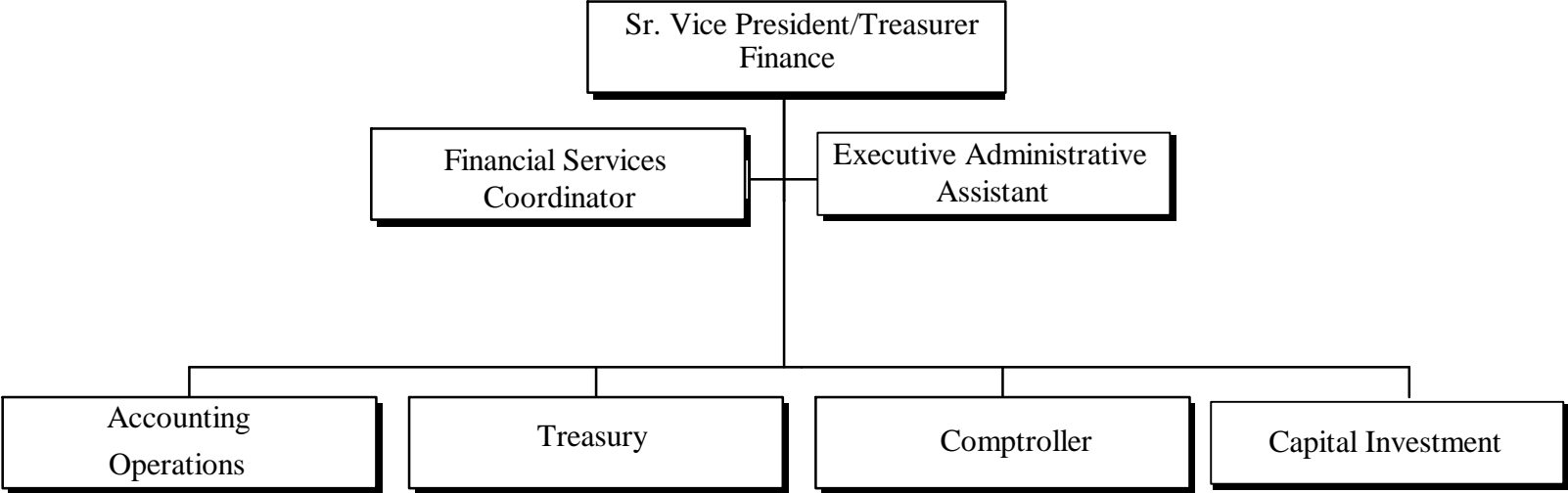
SECTOR 0700 FINANCE

	1998	1999	2000	ROLLS UP TO DIVISION 0600		FINANCE	
	Actual	Actual	Budget	2000	2000	2000	2001
				Actual 1-5	Forecast 6-12	Total	Budget
<u>POSITIONS</u>							
FULL TIME PERM	226	200	228	-	244	244	246
PART TIME	8	9	9	-	-	-	-
FULL TIME TEMP	9	17	7	-	-	-	-
STO POSITIONS	-	-	-	-	-	-	-
TOTAL POSITIONS	243	226	244	-	244	244	246
<u>HOURS</u>							
OPERATING HOURS	320,224	316,320	335,338	134,024	204,504	338,528	344,644
NON-OPERATING HOURS	99,684	103,274	119,971	43,673	59,691	103,364	130,079
TOTAL HOURS	419,908	419,594	455,309	177,697	264,195	441,892	474,723
<u>OPERATING EXPENSE</u>							
LABOR	8,919,797	9,095,375	10,063,010	4,020,494	6,068,743	10,089,237	11,522,957
MATERIAL	2,430,051	2,331,162	1,978,665	550,423	1,053,939	1,604,362	2,043,721
FUEL - REVENUE EQUIPMENT	-	-	-	-	-	-	-
ELECTRIC POWER - REV EQUIPMENT	-	-	-	-	-	-	-
PROV FOR INJURIES AND DAMAGES	-	-	-	-	-	-	-
PURCHASE OF SECURITY SERVICES	517,535	503,710	539,968	163,943	350,000	513,943	640,888
PURCHASE OF PARATRANSIT SVCS	-	-	-	-	-	-	-
UTILITIES	2,054	1,848	2,054	373	-	373	1,847
MAINTENANCE & REPAIR	71,875	60,693	123,026	12,249	17,105	29,354	126,192
ADVERTISING & PROMOTION	689	1,815	2,000	251	350	601	1,815
CONTRACTUAL SERVICES	2,325,396	2,367,261	2,668,711	887,088	1,903,919	2,791,007	3,025,261
PROV FOR PASSENGER SECURITY	-	-	-	-	-	-	-
LEASES & RENTALS	-	1,550	-	2,398	3,347	5,745	1,481
TRAVEL, TRAINING, SEMINARS & DUES	66,463	93,186	98,033	9,096	12,699	21,795	114,173
WARRANTY AND OTHER CREDITS	79	-	-	-	-	-	-
GENERAL EXPENSES	35,238	20,654	39,335	5,857	8,174	14,031	24,535
TOTAL OPERATING EXPENSE	14,369,177	14,477,254	15,514,802	5,652,172	9,418,276	15,070,448	17,502,870
<u>NON-OPERATING EXPENSE</u>							
LABOR	3,200,623	3,282,118	3,927,666	1,525,663	2,418,407	3,944,070	3,276,294
MATERIAL	1,012	36	-	-100	-141	-241	-
OTHER SERVICES	913,291	790,306	-	135,801	180,241	316,042	790,143
TOTAL NON-OPERATING EXPENSE	4,114,926	4,072,460	3,927,666	1,661,364	2,598,507	4,259,871	4,066,437



**MANAGEMENT & PERFORMANCE  
FINANCE  
SENIOR VICE PRESIDENT/TREASURER**

---



*3 Total Positions*

**CHICAGO TRANSIT AUTHORITY**

**2001 BUDGET BY CATEGORY**

Thursday, November 02, 2000

DEPARTMENT 0703

FINANCE SR VP/TREASURER

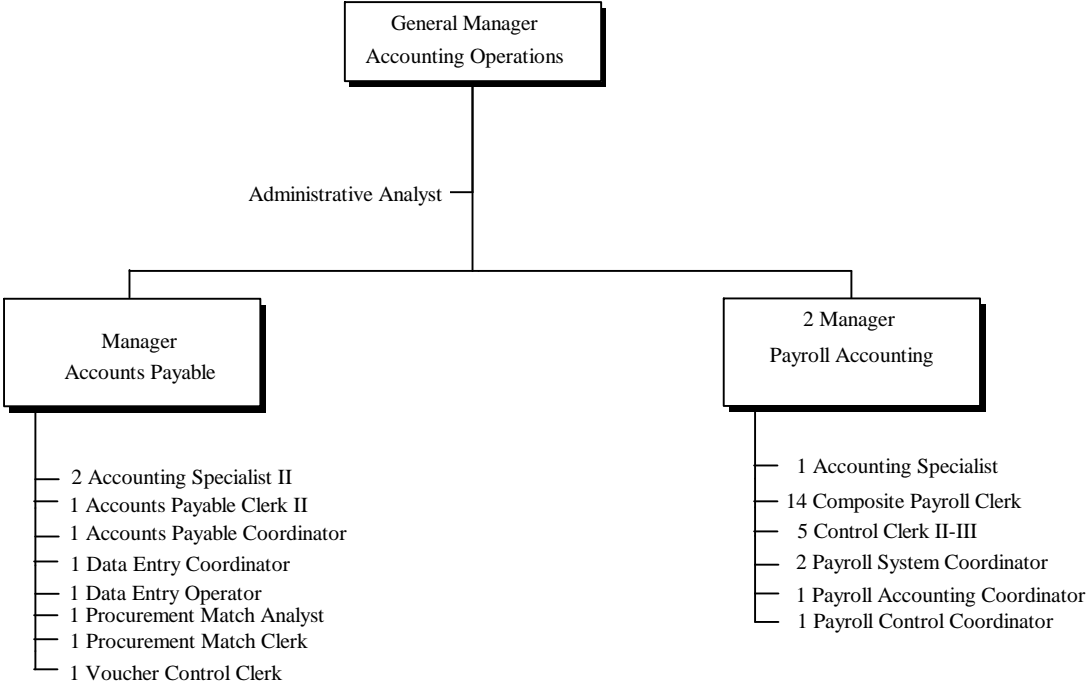
ROLLS UP TO DIVISION 0600

MANAGEMENT AND PERFORMA

	<b>1998 Actual</b>	<b>1999 Actual</b>	<b>2000 Budget</b>	<b>2000 Actual 1-5</b>	<b>2000 Forecast 6-12</b>	<b>2000 Total</b>	<b>2001 Budget</b>
<u>POSITIONS</u>							
FULL TIME PERM	3	3	3	-	3	3	3
PART TIME	-	-	-	-	-	-	-
FULL TIME TEMP	-	-	-	-	-	-	-
STO POSITIONS	-	-	-	-	-	-	-
TOTAL POSITIONS	3	3	3	-	3	3	3
<u>HOURS</u>							
OPERATING HOURS	5,651	7,728	5,792	2,672	3,732	6,404	7,768
NON-OPERATING HOURS	-	-	-	-	-	-	-
TOTAL HOURS	5,651	7,728	5,792	2,672	3,732	6,404	7,768
<u>OPERATING EXPENSE</u>							
LABOR	246,676	315,993	273,400	122,180	170,591	292,771	417,067
MATERIAL	1,738	1,268	798	464	-	464	1,250
FUEL - REVENUE EQUIPMENT	-	-	-	-	-	-	-
ELECTRIC POWER - REV EQUIPMENT	-	-	-	-	-	-	-
PROV FOR INJURIES AND DAMAGES	-	-	-	-	-	-	-
PURCHASE OF SECURITY SERVICES	-	-	-	-	-	-	-
PURCHASE OF PARATRANSIT SVCS	-	-	-	-	-	-	-
UTILITIES	-	-	-	-	-	-	-
MAINTENANCE & REPAIR	-	-	-	-	-	-	-
ADVERTISING & PROMOTION	-	1,815	-	251	350	601	1,815
CONTRACTUAL SERVICES	86	-6,290	50,000	5,030	7,023	12,053	30,000
PROV FOR PASSENGER SECURITY	-	-	-	-	-	-	-
LEASES & RENTALS	-	-	-	-	-	-	-
TRAVEL, TRAINING, SEMINARS & DUES	6,629	58,811	51,629	4,418	6,167	10,585	58,811
WARRANTY AND OTHER CREDITS	-	-	-	-	-	-	-
GENERAL EXPENSES	3,311	4,622	3,311	203	282	485	4,621
TOTAL OPERATING EXPENSE	258,440	376,219	379,138	132,546	184,413	316,959	513,564
<u>NON-OPERATING EXPENSE</u>							
LABOR	-	-	-	-	-	-	-
MATERIAL	-	-	-	-	-	-	-
OTHER SERVICES	-	-	-	-	-	-	-
TOTAL NON-OPERATING EXPENSE	-	-	-	-	-	-	-

**MANAGEMENT & PERFORMANCE  
FINANCE  
ACCOUNTING OPERATIONS**

---



**CHICAGO TRANSIT AUTHORITY**

**2001 BUDGET BY CATEGORY**

Thursday, November 02, 2000

DEPARTMENT 0804

ACCOUNTING OPERATIONS

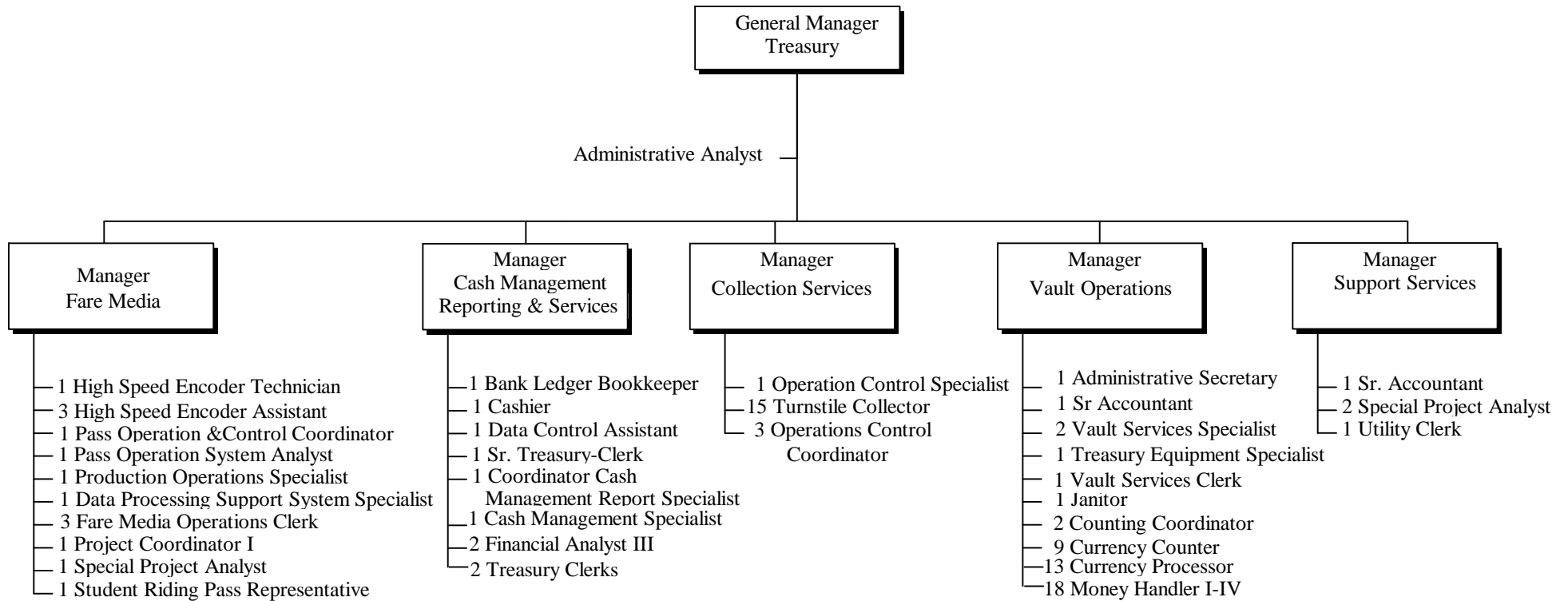
ROLLS UP TO DIVISION 0600

MANAGEMENT AND PERFORMA

	<b>1998 Actual</b>	<b>1999 Actual</b>	<b>2000 Budget</b>	<b>2000 Actual 1-5</b>	<b>2000 Forecast 6-12</b>	<b>2000 Total</b>	<b>2001 Budget</b>
<u>POSITIONS</u>							
FULL TIME PERM	36	31	37	-	-	-	38
PART TIME	-	-	-	-	-	-	-
FULL TIME TEMP	-	-	-	-	-	-	-
STO POSITIONS	-	-	-	-	-	-	-
TOTAL POSITIONS	36	31	37	-	-	-	38
<u>HOURS</u>							
OPERATING HOURS	54,609	59,697	69,057	27,968	39,010	66,978	72,638
NON-OPERATING HOURS	90	90	111	42	-	42	90
TOTAL HOURS	54,699	59,787	69,168	28,010	39,010	67,020	72,728
<u>OPERATING EXPENSE</u>							
LABOR	1,639,641	1,858,971	2,128,914	865,795	1,208,846	2,074,641	2,288,459
MATERIAL	6,403	6,748	7,437	3,851	6,733	10,584	6,153
FUEL - REVENUE EQUIPMENT	-	-	-	-	-	-	-
ELECTRIC POWER - REV EQUIPMENT	-	-	-	-	-	-	-
PROV FOR INJURIES AND DAMAGES	-	-	-	-	-	-	-
PURCHASE OF SECURITY SERVICES	-	-	-	-	-	-	-
PURCHASE OF PARATRANSIT SVCS	-	-	-	-	-	-	-
UTILITIES	-	-	-	-	-	-	-
MAINTENANCE & REPAIR	-	-	-	-	-	-	-
ADVERTISING & PROMOTION	-	-	-	-	-	-	-
CONTRACTUAL SERVICES	1,200	13,639	1,200	10,969	15,314	26,283	13,627
PROV FOR PASSENGER SECURITY	-	-	-	-	-	-	-
LEASES & RENTALS	-	-	-	-	-	-	-
TRAVEL, TRAINING, SEMINARS & DUES	594	2,000	594	-	-	-	2,000
WARRANTY AND OTHER CREDITS	-	-	-	-	-	-	-
GENERAL EXPENSES	642	678	642	534	745	1,279	594
TOTAL OPERATING EXPENSE	1,648,480	1,882,036	2,138,787	881,149	1,231,638	2,112,787	2,310,833
<u>NON-OPERATING EXPENSE</u>							
LABOR	2,674	2,741	3,490	1,231	1,720	2,951	2,739
MATERIAL	-	-	-	-	-	-	-
OTHER SERVICES	-	-	-	-	-	-	-
TOTAL NON-OPERATING EXPENSE	2,674	2,741	3,490	1,231	1,720	2,951	2,739

# MANAGEMENT & PERFORMANCE FINANCE TREASURY

---



*103 Total Positions*

CHICAGO TRANSIT AUTHORITY

2001 BUDGET BY CATEGORY

Thursday, September 28, 2000

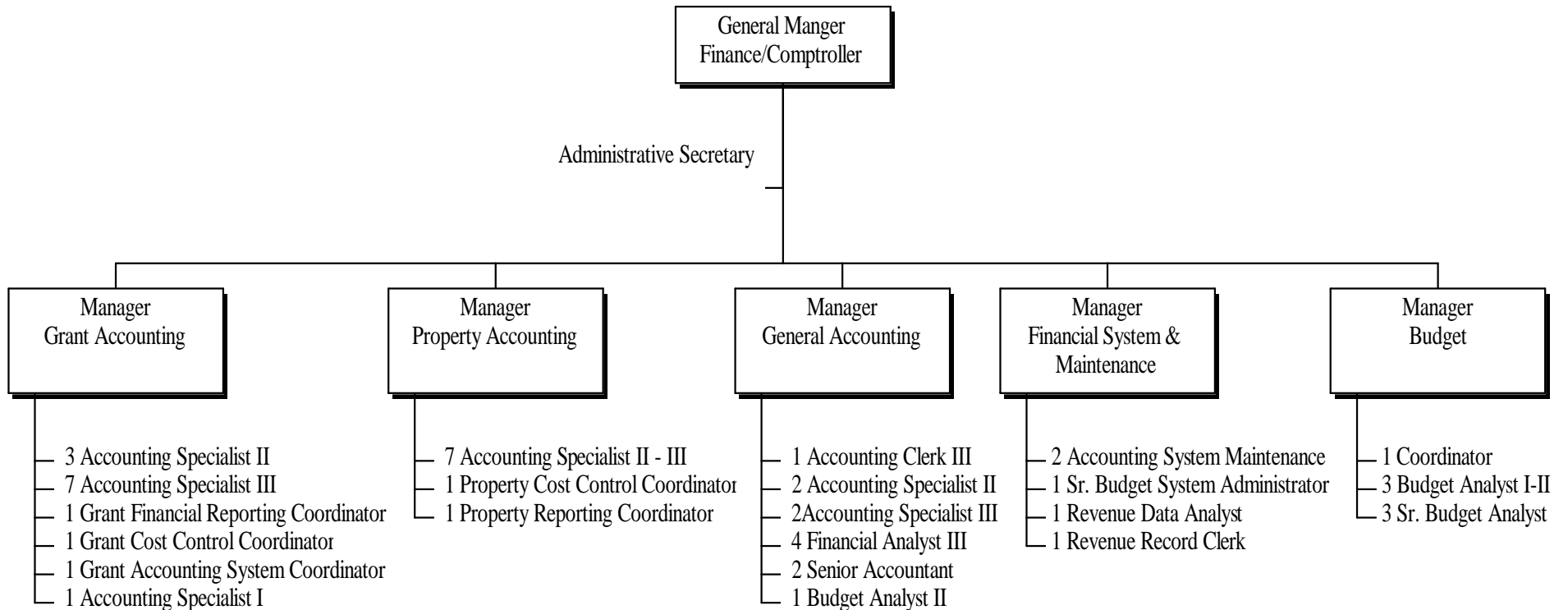
DEPARTMENT 0846

TREASURY

	1998 Actual	1999 Actual	2000 Budget	ROLLS UP TO DIVISION 2000 Actual 1-5	0600 2000 Forecast 6-12	MANAGEMENT AND PERFORMA 2000 Total	2001 Budget
<u>POSITIONS</u>							
FULL TIME PERM	83	85	87	-	103	103	103
PART TIME	8	9	9	-	-	-	-
FULL TIME TEMP	9	13	7	-	-	-	-
STO POSITIONS	-	-	-	-	-	-	-
TOTAL POSITIONS	100	107	103	-	103	103	103
<u>HOURS</u>							
OPERATING HOURS	183,994	187,451	189,128	77,782	108,599	186,381	194,598
NON-OPERATING HOURS	-	8	-	-	-	-	-
TOTAL HOURS	183,994	187,459	189,128	77,782	108,599	186,381	194,598
<u>OPERATING EXPENSE</u>							
LABOR	4,602,029	4,936,565	4,973,334	2,176,791	3,239,300	5,416,091	6,005,504
MATERIAL	2,401,690	2,295,003	1,925,257	538,495	1,034,670	1,573,165	1,993,291
FUEL - REVENUE EQUIPMENT	-	-	-	-	-	-	-
ELECTRIC POWER - REV EQUIPMENT	-	-	-	-	-	-	-
PROV FOR INJURIES AND DAMAGES	-	-	-	-	-	-	-
PURCHASE OF SECURITY SERVICES	517,535	503,710	539,968	163,943	350,000	513,943	640,888
PURCHASE OF PARATRANSIT SVCS	-	-	-	-	-	-	-
UTILITIES	2,054	1,848	2,054	373	-	373	1,847
MAINTENANCE & REPAIR	71,875	60,693	85,026	12,249	17,105	29,354	98,192
ADVERTISING & PROMOTION	-	-	-	-	-	-	-
CONTRACTUAL SERVICES	1,995,997	2,139,479	2,298,132	672,795	1,604,724	2,277,519	2,512,464
PROV FOR PASSENGER SECURITY	-	-	-	-	-	-	-
LEASES & RENTALS	-	523	-	2,398	3,347	5,745	523
TRAVEL, TRAINING, SEMINARS & DUES	88	1,141	1,192	1,328	1,855	3,183	6,747
WARRANTY AND OTHER CREDITS	79	-	-	-	-	-	-
GENERAL EXPENSES	9,349	3,283	9,349	1,222	1,703	2,925	2,916
TOTAL OPERATING EXPENSE	9,600,696	9,942,245	9,834,312	3,569,594	6,252,704	9,822,298	11,262,372
<u>NON-OPERATING EXPENSE</u>							
LABOR	-	315	-	-	-	-	315
MATERIAL	-	-	-	-100	-141	-241	-
OTHER SERVICES	116,045	262,300	-	21,605	30,167	51,772	262,300
TOTAL NON-OPERATING EXPENSE	116,045	262,615	-	21,505	30,026	51,531	262,615

**MANAGEMENT & PERFORMANCE**  
**FINANCE**  
**COMPTROLLER**

---



*53 Total Positions*

CHICAGO TRANSIT AUTHORITY

2001 BUDGET BY CATEGORY

Friday, September 29, 2000

DEPARTMENT 0805

COMPTROLLER

ROLLS UP TO DIVISION 0600

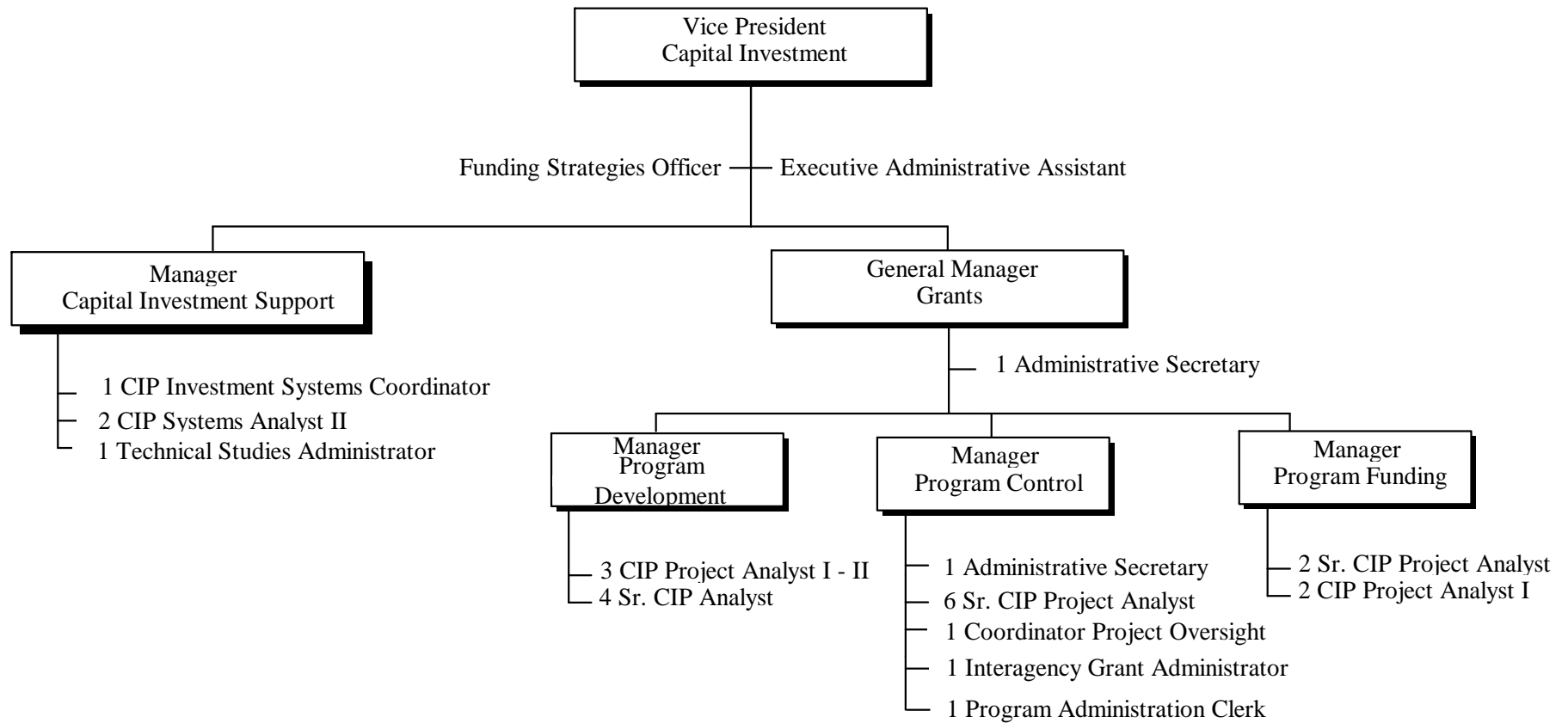
MANAGEMENT AND PERFORMANCE

	1998 Actual	1999 Actual	2000 Budget	2000 Actual 1-5	2000 Forecast 6-12	2000 Total	2001 Budget
<u>POSITIONS</u>							
FULL TIME PERM	55	46	55	-	53	53	53
PART TIME	-	-	-	-	-	-	-
FULL TIME TEMP	-	3	-	-	-	-	-
STO POSITIONS	-	-	-	-	-	-	-
TOTAL POSITIONS	55	49	55	-	53	53	53
<u>HOURS</u>							
OPERATING HOURS	67,108	52,980	64,387	20,867	33,667	54,534	60,311
NON-OPERATING HOURS	36,452	40,516	40,368	16,685	21,748	38,433	39,636
TOTAL HOURS	103,560	93,496	104,755	37,552	55,415	92,967	99,947
<u>OPERATING EXPENSE</u>							
LABOR	2,098,585	1,652,490	2,373,582	720,290	1,150,640	1,870,930	2,343,936
MATERIAL	14,311	21,277	37,317	3,880	5,011	8,891	35,633
FUEL - REVENUE EQUIPMENT	-	-	-	-	-	-	-
ELECTRIC POWER - REV EQUIPMENT	-	-	-	-	-	-	-
PROV FOR INJURIES AND DAMAGES	-	-	-	-	-	-	-
PURCHASE OF SECURITY SERVICES	-	-	-	-	-	-	-
PURCHASE OF PARATRANSIT SVCS	-	-	-	-	-	-	-
UTILITIES	-	-	-	-	-	-	-
MAINTENANCE & REPAIR	-	-	38,000	-	-	-	28,000
ADVERTISING & PROMOTION	-	-	-	-	-	-	-
CONTRACTUAL SERVICES	56,128	220,024	319,379	198,277	276,836	475,113	468,930
PROV FOR PASSENGER SECURITY	-	-	-	-	-	-	-
LEASES & RENTALS	-	1,027	-	-	-	-	958
TRAVEL, TRAINING, SEMINARS & DUES	9,618	29,584	44,618	3,350	4,677	8,027	44,965
WARRANTY AND OTHER CREDITS	-	-	-	-	-	-	-
GENERAL EXPENSES	4,781	8,595	8,981	3,352	4,681	8,033	8,152
TOTAL OPERATING EXPENSE	2,183,423	1,932,997	2,821,877	929,149	1,441,845	2,370,994	2,930,574
<u>NON-OPERATING EXPENSE</u>							
LABOR	1,131,060	1,225,644	1,215,002	520,689	727,044	1,247,733	1,226,429
MATERIAL	1,012	36	-	-	-	-	-
OTHER SERVICES	317,038	120,221	-	61,957	86,506	148,463	120,134
TOTAL NON-OPERATING EXPENSE	1,449,110	1,345,901	1,215,002	582,646	813,550	1,396,196	1,346,563



# MANAGEMENT & PERFORMANCE FINANCE CAPITAL INVESTMENT

---



*34 Total Positions*

**CHICAGO TRANSIT AUTHORITY**

**2001 BUDGET BY CATEGORY**

Thursday, November 02, 2000

DEPARTMENT 0943

CAPITAL INVESTMENT

ROLLS UP TO DIVISION 0600

MANAGEMENT AND PERFORMANCE

	<b>1998</b>	<b>1999</b>	<b>2000</b>	<b>2000</b>	<b>2000</b>	<b>2000</b>	<b>2001</b>
	<b>Actual</b>	<b>Actual</b>	<b>Budget</b>	<b>Actual 1-5</b>	<b>Forecast 6-12</b>	<b>Total</b>	<b>Budget</b>
<u>POSITIONS</u>							
FULL TIME PERM	35	27	34	-	34	34	34
PART TIME	-	-	-	-	-	-	-
FULL TIME TEMP	-	1	-	-	-	-	-
STO POSITIONS	-	-	-	-	-	-	-
TOTAL POSITIONS	35	28	34	-	34	34	34
<u>HOURS</u>							
OPERATING HOURS	8,734	8,464	6,974	4,439	19,083	23,522	9,329
NON-OPERATING HOURS	44,743	46,334	57,082	19,277	27,235	46,512	57,701
TOTAL HOURS	53,477	54,798	64,056	23,716	46,318	70,034	67,030
<u>OPERATING EXPENSE</u>							
LABOR	336,570	331,356	313,780	132,521	295,293	427,814	467,991
MATERIAL	5,744	6,866	7,856	3,733	7,525	11,258	7,394
FUEL - REVENUE EQUIPMENT	-	-	-	-	-	-	-
ELECTRIC POWER - REV EQUIPMENT	-	-	-	-	-	-	-
PROV FOR INJURIES AND DAMAGES	-	-	-	-	-	-	-
PURCHASE OF SECURITY SERVICES	-	-	-	-	-	-	-
PURCHASE OF PARATRANSIT SVCS	-	-	-	-	-	-	-
UTILITIES	-	-	-	-	-	-	-
MAINTENANCE & REPAIR	-	-	-	-	-	-	-
ADVERTISING & PROMOTION	689	-	2,000	-	-	-	-
CONTRACTUAL SERVICES	-	409	-	17	22	39	240
PROV FOR PASSENGER SECURITY	-	-	-	-	-	-	-
LEASES & RENTALS	-	-	-	-	-	-	-
TRAVEL, TRAINING, SEMINARS & DUES	-	1,650	-	-	-	-	1,650
WARRANTY AND OTHER CREDITS	-	-	-	-	-	-	-
GENERAL EXPENSES	17,052	3,476	17,052	546	763	1,309	8,252
TOTAL OPERATING EXPENSE	360,055	343,757	340,688	136,817	303,603	440,420	485,527
<u>NON-OPERATING EXPENSE</u>							
LABOR	1,480,457	1,541,121	1,978,442	665,078	1,216,792	1,881,870	1,541,068
MATERIAL	-	-	-	-	-	-	-
OTHER SERVICES	418,368	347,267	-	52,010	63,250	115,260	347,192
TOTAL NON-OPERATING EXPENSE	1,898,825	1,888,388	1,978,442	717,088	1,280,042	1,997,130	1,888,260

---

Motivated

We will meet each  
task with spirit  
enthusiasm  
and a sense  
of pride to be  
second to none.

**CHICAGO TRANSIT AUTHORITY**

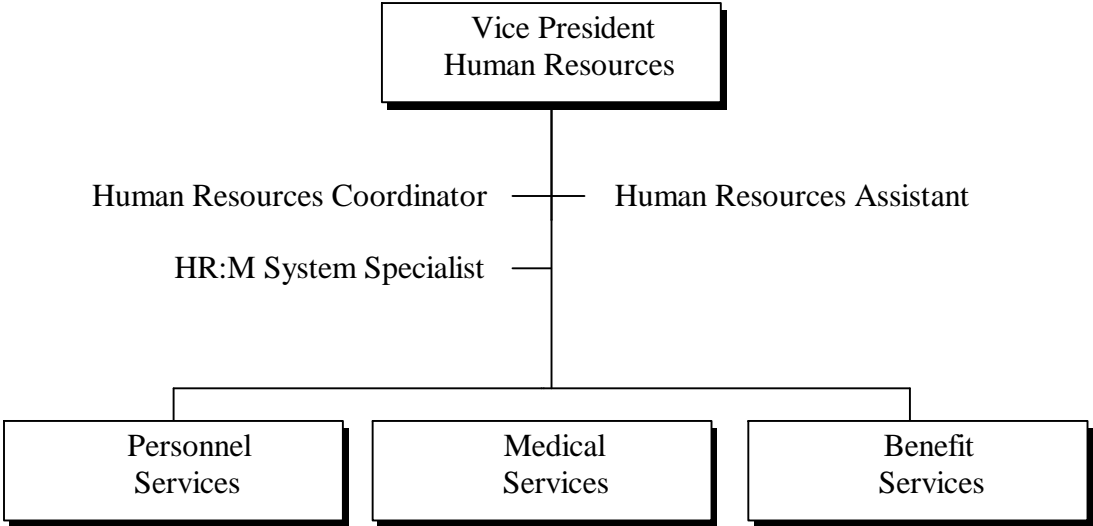
**2001 BUDGET BY CATEGORY**

Thursday, November 02, 2000

SECTOR	0602	EMPLOYEE SERVICES	ROLLS UP TO DIVISION 0600						EMPLOYEE SERVICES	
			1998 Actual	1999 Actual	2000 Budget	2000 Actual 1-5	2000 Forecast 6-12	2000 Total	2001 Budget	
<u>POSITIONS</u>										
FULL TIME PERM			48	44	49	-	50	50	56	
PART TIME			-	11	1	-	-	-	-	
FULL TIME TEMP			-	24	-	-	-	-	-	
STO POSITIONS			-	-	-	-	-	-	-	
TOTAL POSITIONS			48	79	50	-	50	50	56	
<u>HOURS</u>										
OPERATING HOURS			122,082	120,687	115,416	48,128	67,210	115,338	149,888	
NON-OPERATING HOURS			-	-	-	-	-	-	-	
TOTAL HOURS			122,082	120,687	115,416	48,128	67,210	115,338	149,888	
<u>OPERATING EXPENSE</u>										
LABOR			3,502,354	3,512,677	3,583,563	1,515,607	2,115,150	3,630,757	4,872,088	
MATERIAL			74,302	27,727	37,026	21,310	33,125	54,435	26,779	
FUEL - REVENUE EQUIPMENT			-	-	-	-	-	-	-	
ELECTRIC POWER - REV EQUIPMENT			-	-	-	-	-	-	-	
PROV FOR INJURIES AND DAMAGES			-	-	-	-	-	-	-	
PURCHASE OF SECURITY SERVICES			-	-	-	-	-	-	-	
PURCHASE OF PARATRANSIT SVCS			-	-	-	-	-	-	-	
UTILITIES			-	-	-	-	-	-	-	
MAINTENANCE & REPAIR			399	-	399	-	-	-	-	
ADVERTISING & PROMOTION			2,939	688	2,939	2,460	3,433	5,893	687	
CONTRACTUAL SERVICES			1,827,395	1,448,694	2,306,937	292,264	1,104,745	1,397,009	1,678,658	
PROV FOR PASSENGER SECURITY			-	-	-	-	-	-	-	
LEASES & RENTALS			-	10,831	25,000	145	202	347	10,831	
TRAVEL, TRAINING, SEMINARS & DUES			1,475	14,852	1,475	21,749	30,368	52,117	14,705	
WARRANTY AND OTHER CREDITS			-	-	-	-	-	-	-	
GENERAL EXPENSES			4,256	14,776	4,256	9,307	12,996	22,303	144,377	
TOTAL OPERATING EXPENSE			5,413,120	5,030,245	5,961,595	1,862,842	3,300,019	5,162,861	6,748,125	
<u>NON-OPERATING EXPENSE</u>										
LABOR			-	-	-	-1,588	-2,217	-3,805	-	
MATERIAL			-	-	-	-	-	-	-	
OTHER SERVICES			17,061	8,592	20,784	-	-	-	-	
TOTAL NON-OPERATING EXPENSE			17,061	8,592	20,784	-1,588	-2,217	-3,805	-	

**MANAGEMENT & PERFORMANCE  
HUMAN RESOURCES  
VICE PRESIDENT**

---



*4 Total Positions*

**CHICAGO TRANSIT AUTHORITY**

**2001 BUDGET BY CATEGORY**

Thursday, November 02, 2000

DEPARTMENT 0607

HUMAN RESOURCES VP

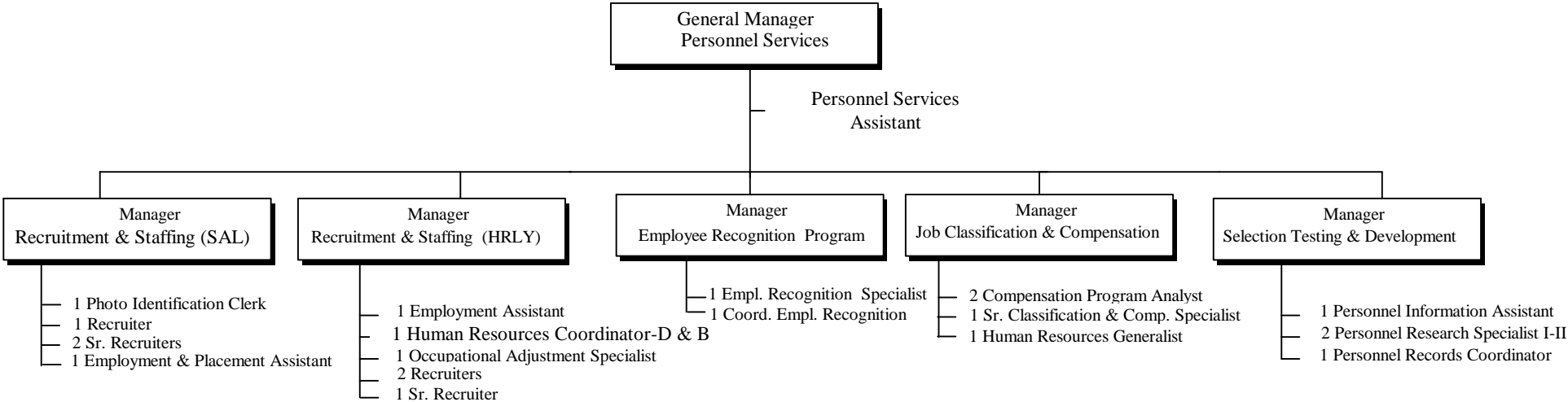
ROLLS UP TO DIVISION 0600

MANAGEMENT AND PERFORMANCE

	<b>1998 Actual</b>	<b>1999 Actual</b>	<b>2000 Budget</b>	<b>2000 Actual 1-5</b>	<b>2000 Forecast 6-12</b>	<b>2000 Total</b>	<b>2001 Budget</b>
<u>POSITIONS</u>							
FULL TIME PERM	4	3	2	-		2	4
PART TIME	-	3	-	-		-	-
FULL TIME TEMP	-	24	-	-		-	-
STO POSITIONS	-	-	-	-		-	-
TOTAL POSITIONS	4	30	2	-		2	4
<u>HOURS</u>							
OPERATING HOURS	26,853	24,658	26,048	3,645		5,094	35,800
NON-OPERATING HOURS	-	-	-	-		-	-
TOTAL HOURS	26,853	24,658	26,048	3,645		5,094	35,800
<u>OPERATING EXPENSE</u>							
LABOR	634,766	576,458	534,224	144,039		201,116	935,850
MATERIAL	723	4,527	9,851	3,922		14,613	4,524
FUEL - REVENUE EQUIPMENT	-	-	-	-		-	-
ELECTRIC POWER - REV EQUIPMENT	-	-	-	-		-	-
PROV FOR INJURIES AND DAMAGES	-	-	-	-		-	-
PURCHASE OF SECURITY SERVICES	-	-	-	-		-	-
PURCHASE OF PARATRANSIT SVCS	-	-	-	-		-	-
UTILITIES	-	-	-	-		-	-
MAINTENANCE & REPAIR	399	-	399	-		-	-
ADVERTISING & PROMOTION	-	-	-	-		-	-
CONTRACTUAL SERVICES	7,854	1,079	37,854	19		28	1,080
PROV FOR PASSENGER SECURITY	-	-	-	-		-	-
LEASES & RENTALS	-	10,588	25,000	-		-	10,588
TRAVEL, TRAINING, SEMINARS & DUES	-	2,695	-	15,732		21,965	2,695
WARRANTY AND OTHER CREDITS	-	-	-	-		-	-
GENERAL EXPENSES	1,853	6,171	1,853	384		536	105,997
TOTAL OPERATING EXPENSE	645,595	601,518	609,181	164,096		238,258	1,060,734
<u>NON-OPERATING EXPENSE</u>							
LABOR	-	-	-	-		-	-
MATERIAL	-	-	-	-		-	-
OTHER SERVICES	-	-	-	-		-	-
TOTAL NON-OPERATING EXPENSE	-	-	-	-		-	-

**MANAGEMENT & PERFORMANCE  
HUMAN RESOURCES  
PERSONNEL SERVICES**

---



*28 Total Positions*

**CHICAGO TRANSIT AUTHORITY**

**2001 BUDGET BY CATEGORY**

Thursday, November 02, 2000

DEPARTMENT 0606

PERSONNEL SERVICES

ROLLS UP TO DIVISION 0600

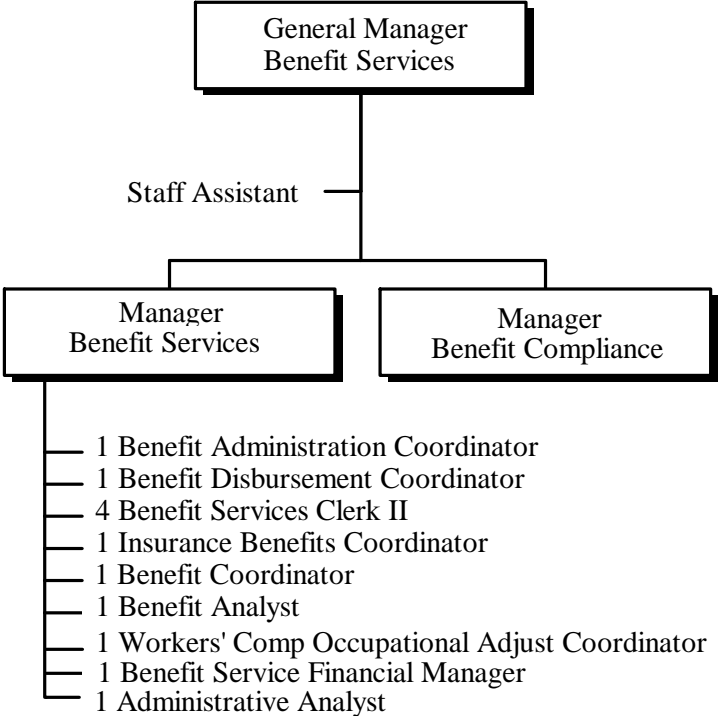
MANAGEMENT AND PERFORMA

	1998 Actual	1999 Actual	2000 Budget	2000 Actual 1-5	2000 Forecast 6-12	2000 Total	2001 Budget
<u>POSITIONS</u>							
FULL TIME PERM	25	24	27	-	27	27	28
PART TIME	-	7	-	-	-	-	-
FULL TIME TEMP	-	-	-	-	-	-	-
STO POSITIONS	-	-	-	-	-	-	-
TOTAL POSITIONS	25	31	27	-	27	27	28
<u>HOURS</u>							
OPERATING HOURS	59,797	63,420	50,208	29,222	40,805	70,027	64,656
NON-OPERATING HOURS	-	-	-	-	-	-	-
TOTAL HOURS	59,797	63,420	50,208	29,222	40,805	70,027	64,656
<u>OPERATING EXPENSE</u>							
LABOR	1,717,765	1,849,170	1,710,545	859,943	1,199,692	2,059,635	2,205,398
MATERIAL	41,143	16,547	12,168	13,292	17,144	30,436	16,050
FUEL - REVENUE EQUIPMENT	-	-	-	-	-	-	-
ELECTRIC POWER - REV EQUIPMENT	-	-	-	-	-	-	-
PROV FOR INJURIES AND DAMAGES	-	-	-	-	-	-	-
PURCHASE OF SECURITY SERVICES	-	-	-	-	-	-	-
PURCHASE OF PARATRANSIT SVCS	-	-	-	-	-	-	-
UTILITIES	-	-	-	-	-	-	-
MAINTENANCE & REPAIR	-	-	-	-	-	-	-
ADVERTISING & PROMOTION	2,939	688	2,939	2,460	3,433	5,893	687
CONTRACTUAL SERVICES	26,954	25,220	347,954	30,231	42,211	72,442	25,042
PROV FOR PASSENGER SECURITY	-	-	-	-	-	-	-
LEASES & RENTALS	-	243	-	145	202	347	243
TRAVEL, TRAINING, SEMINARS & DUES	230	12,008	230	5,592	7,808	13,400	12,010
WARRANTY AND OTHER CREDITS	-	-	-	-	-	-	-
GENERAL EXPENSES	1,829	7,637	1,829	8,923	12,460	21,383	37,520
TOTAL OPERATING EXPENSE	1,790,860	1,911,513	2,075,665	920,586	1,282,950	2,203,536	2,296,950
<u>NON-OPERATING EXPENSE</u>							
LABOR	-	-	-	-1,588	-2,217	-3,805	-
MATERIAL	-	-	-	-	-	-	-
OTHER SERVICES	-	8,592	20,784	-	-	-	-
TOTAL NON-OPERATING EXPENSE	-	8,592	20,784	-1,588	-2,217	-3,805	-



**MANAGEMENT & PERFORMANCE  
HUMAN RESOURCES  
BENEFIT SERVICES**

---

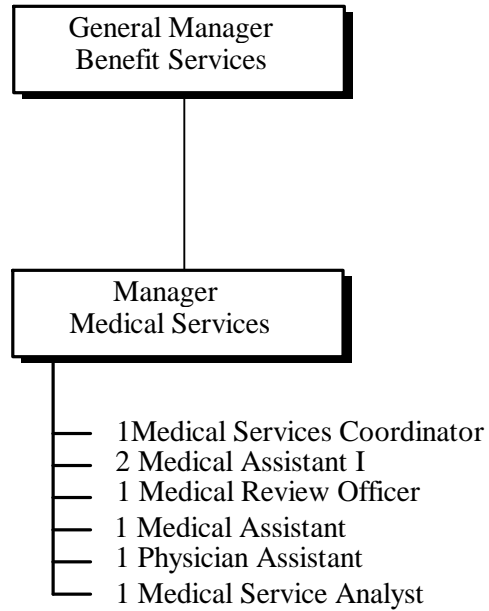


*16 Total Positions*



**MANAGEMENT & PERFORMANCE  
HUMAN RESOURCES  
MEDICAL SERVICES**

---



*8 Total Positions*

**CHICAGO TRANSIT AUTHORITY**

**2001 BUDGET BY CATEGORY**

Thursday, November 02, 2000

DEPARTMENT 0641

MEDICAL & BENEFIT SERVICES


ROLLS UP TO DIVISION 0600

MANAGEMENT AND PERFORMANCE

	<b>1998 Actual</b>	<b>1999 Actual</b>	<b>2000 Budget</b>	<b>2000 Actual 1-5</b>	<b>2000 Forecast 6-12</b>	<b>2000 Total</b>	<b>2001 Budget</b>
<u>POSITIONS</u>							
FULL TIME PERM	6	5	6	-	6	6	8
PART TIME	-	-	-	-	-	-	-
FULL TIME TEMP	-	-	-	-	-	-	-
STO POSITIONS	-	-	-	-	-	-	-
TOTAL POSITIONS	6	5	6	-	6	6	8
<u>HOURS</u>							
OPERATING HOURS	10,782	9,850	11,424	4,874	6,808	11,682	15,336
NON-OPERATING HOURS	-	-	-	-	-	-	-
TOTAL HOURS	10,782	9,850	11,424	4,874	6,808	11,682	15,336
<u>OPERATING EXPENSE</u>							
LABOR	342,379	313,929	362,708	155,663	217,342	373,005	570,104
MATERIAL	27,747	998	9,410	2,519	1,368	3,887	852
FUEL - REVENUE EQUIPMENT	-	-	-	-	-	-	-
ELECTRIC POWER - REV EQUIPMENT	-	-	-	-	-	-	-
PROV FOR INJURIES AND DAMAGES	-	-	-	-	-	-	-
PURCHASE OF SECURITY SERVICES	-	-	-	-	-	-	-
PURCHASE OF PARATRANSIT SVCS	-	-	-	-	-	-	-
UTILITIES	-	-	-	-	-	-	-
MAINTENANCE & REPAIR	-	-	-	-	-	-	-
ADVERTISING & PROMOTION	-	-	-	-	-	-	-
CONTRACTUAL SERVICES	1,191,611	952,009	1,191,611	97,560	832,890	930,450	952,009
PROV FOR PASSENGER SECURITY	-	-	-	-	-	-	-
LEASES & RENTALS	-	-	-	-	-	-	-
TRAVEL, TRAINING, SEMINARS & DUES	525	-	525	-	-	-	-
WARRANTY AND OTHER CREDITS	-	-	-	-	-	-	-
GENERAL EXPENSES	574	108	574	-	-	-	-
TOTAL OPERATING EXPENSE	1,562,836	1,267,044	1,564,828	255,742	1,051,600	1,307,342	1,522,965
<u>NON-OPERATING EXPENSE</u>							
LABOR	-	-	-	-	-	-	-
MATERIAL	-	-	-	-	-	-	-
OTHER SERVICES	17,061	-	-	-	-	-	-
TOTAL NON-OPERATING EXPENSE	17,061	-	-	-	-	-	-

**MANAGEMENT & PERFORMANCE  
EMPLOYEE RELATIONS DIVISION  
EMPLOYEE RELATIONS**

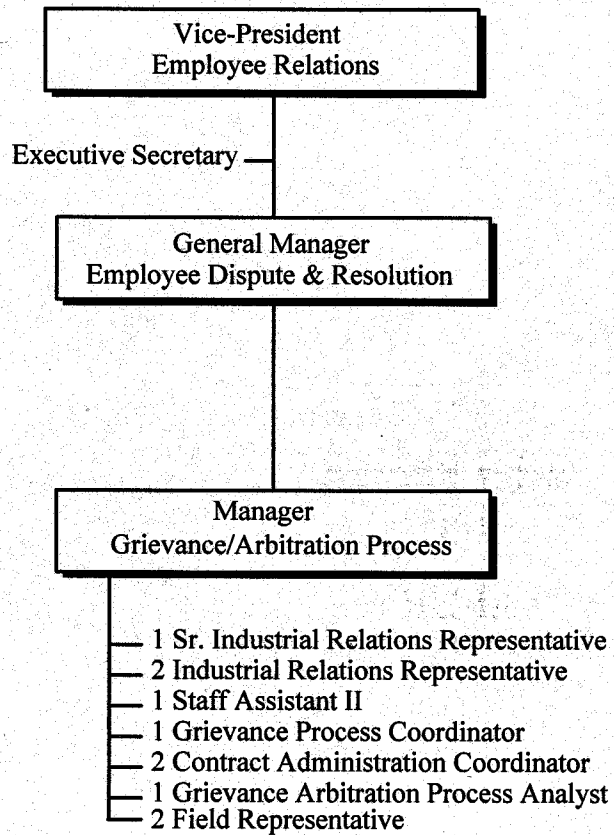
---





**MANAGEMENT & PERFORMANCE  
EMPLOYEE RELATIONS  
VICE PRESIDENT EMPLOYEE RELATIONS**

---



*14 Total Positions*

**CHICAGO TRANSIT AUTHORITY**

**2001 BUDGET BY CATEGORY**

Thursday, November 02, 2000

DEPARTMENT 0081

VP/EMPLOYEE RELATIONS

ROLLS UP TO DIVISION 0600

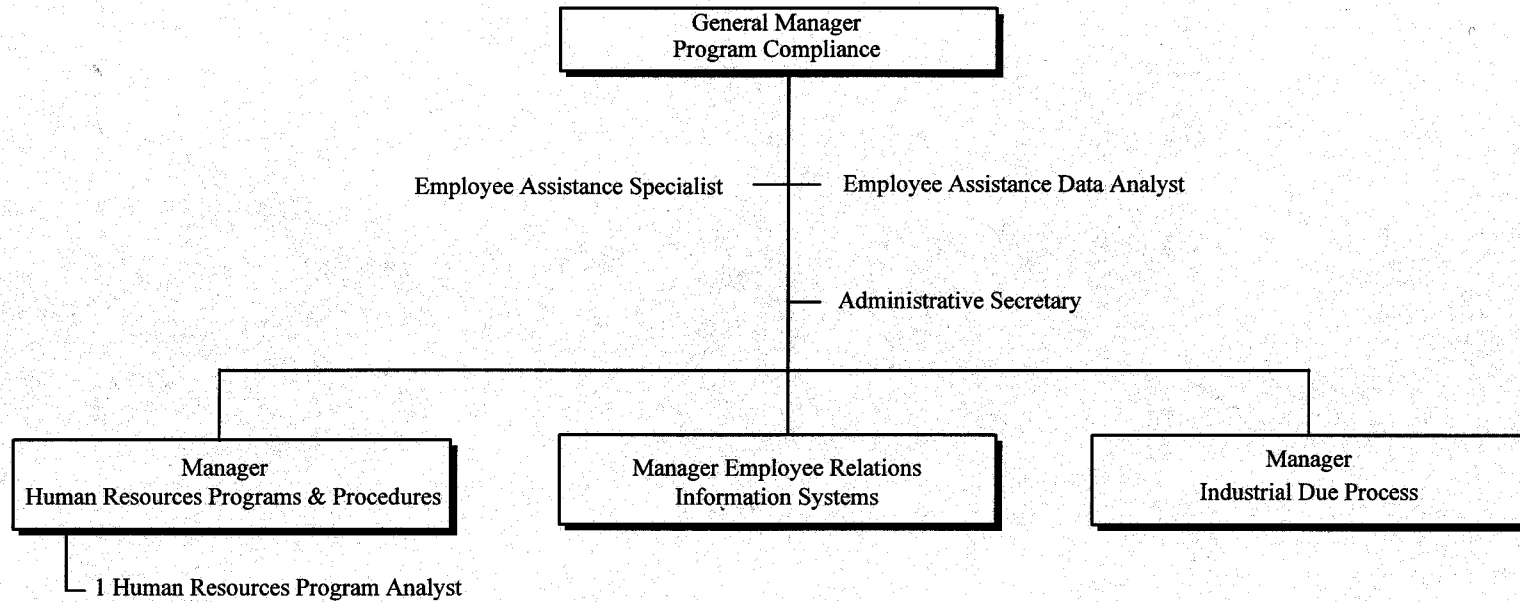
MANAGEMENT AND PERFORMA

	<b>1998</b>	<b>1999</b>	<b>2000</b>	<b>2000</b>	<b>2000</b>	<b>2000</b>	<b>2001</b>	<b>2001</b>
	<b>Actual</b>	<b>Actual</b>	<b>Budget</b>	<b>Actual 1-5</b>	<b>Forecast 6-12</b>	<b>Total</b>	<b>Total</b>	<b>Budget</b>
<u>POSITIONS</u>								
FULL TIME PERM	10	11	12	-	12	12	12	14
PART TIME	-	-	-	-	-	-	-	-
FULL TIME TEMP	-	-	-	-	-	-	-	-
STO POSITIONS	-	-	-	-	-	-	-	-
TOTAL POSITIONS	10	11	12	-	12	12	12	14
<u>HOURS</u>								
OPERATING HOURS	22,242	20,374	22,088	7,888	11,014	18,902	18,902	26,208
NON-OPERATING HOURS	-	-	-	-	-	-	-	-
TOTAL HOURS	22,242	20,374	22,088	7,888	11,014	18,902	18,902	26,208
<u>OPERATING EXPENSE</u>								
LABOR	730,109	643,113	855,813	254,261	355,003	609,264	609,264	1,079,296
MATERIAL	3,242	4,647	5,269	2,154	3,327	5,481	5,481	9,522
FUEL - REVENUE EQUIPMENT	-	-	-	-	-	-	-	-
ELECTRIC POWER - REV EQUIPMENT	-	-	-	-	-	-	-	-
PROV FOR INJURIES AND DAMAGES	-	-	-	-	-	-	-	-
PURCHASE OF SECURITY SERVICES	-	-	-	-	-	-	-	-
PURCHASE OF PARATRANSIT SVCS	-	-	-	-	-	-	-	-
UTILITIES	-	-	-	-	-	-	-	-
MAINTENANCE & REPAIR	-	-	-	-	-	-	-	-
ADVERTISING & PROMOTION	-	-	-	-	-	-	-	-
CONTRACTUAL SERVICES	1,324,329	184,648	176,516	74,344	103,801	178,145	178,145	177,739
PROV FOR PASSENGER SECURITY	-	-	-	-	-	-	-	-
LEASES & RENTALS	-	-	-	564	786	1,350	1,350	-
TRAVEL, TRAINING, SEMINARS & DUES	-	550	1,500	-	-	-	-	550
WARRANTY AND OTHER CREDITS	-	-	-	-	-	-	-	-
GENERAL EXPENSES	4,910	3,030	4,910	1,383	1,931	3,314	3,314	2,779
TOTAL OPERATING EXPENSE	2,062,590	835,988	1,044,008	332,706	464,848	797,554	797,554	1,269,886
<u>NON-OPERATING EXPENSE</u>								
LABOR	-	-	-	-	-	-	-	-
MATERIAL	-	-	-	-	-	-	-	-
OTHER SERVICES	2,259	-	-	-	-	-	-	-
TOTAL NON-OPERATING EXPENSE	2,259	-	-	-	-	-	-	-



# MANAGEMENT & PERFORMANCE EMPLOYEE RELATIONS PROGRAM COMPLIANCE

---



*8 Total Positions*



**CHICAGO TRANSIT AUTHORITY**

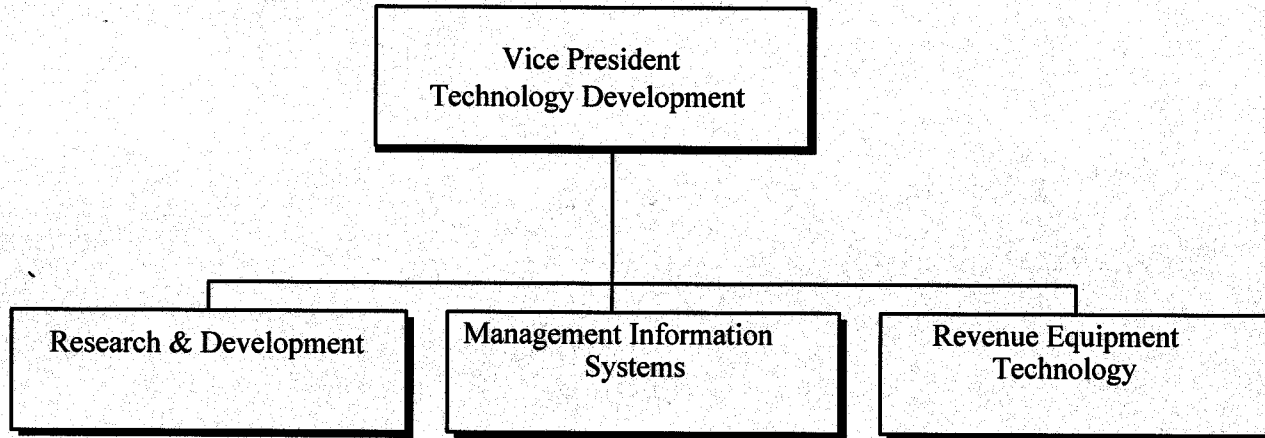
**2001 BUDGET BY CATEGORY**

Thursday, November 02, 2000

SECTOR	0705	TECHNOLOGY DEVELOPMENT		ROLLS UP TO DIVISION 0600		TECHNOLOGY DEVELOPMENT		
		1998	1999	2000	2000	2000	2000	
		Actual	Actual	Budget	Actual 1-5	Forecast 6-12	Total	
							2001	
							Budget	
<u>POSITIONS</u>								
FULL TIME PERM		246	235	248	-	236	236	250
PART TIME		1	5	2	-	-	-	-
FULL TIME TEMP		-	3	1	-	-	-	-
STO POSITIONS		-	-	-	-	-	-	-
TOTAL POSITIONS		247	243	251	-	236	236	250
<u>HOURS</u>								
OPERATING HOURS		504,082	519,344	495,396	214,854	300,349	515,203	467,288
NON-OPERATING HOURS		3,452	1,869	4,316	2,272	3,083	5,355	1,859
TOTAL HOURS		507,534	521,213	499,712	217,126	303,432	520,558	469,147
<u>OPERATING EXPENSE</u>								
LABOR		16,222,214	17,336,689	16,601,546	7,454,277	10,625,974	18,080,251	18,092,365
MATERIAL		942,440	1,353,520	1,488,999	504,558	502,534	1,007,092	1,573,844
FUEL - REVENUE EQUIPMENT		-	-	-	-	-	-	-
ELECTRIC POWER - REV EQUIPMENT		-	-	-	-	-	-	-
PROV FOR INJURIES AND DAMAGES		-	-	-	-	-	-	-
PURCHASE OF SECURITY SERVICES		9,184	-	9,184	-	-	-	-
PURCHASE OF PARATRANSIT SVCS		-	-	-	-	-	-	-
UTILITIES		-	-	-	-	-	-	-
MAINTENANCE & REPAIR		3,938,198	3,583,441	4,294,512	1,864,492	2,603,256	4,467,748	3,543,145
ADVERTISING & PROMOTION		-	-	-	-	-	-	-
CONTRACTUAL SERVICES		1,009,166	2,788,306	2,556,856	663,694	2,926,670	3,590,364	6,120,894
PROV FOR PASSENGER SECURITY		-	-	-	-	-	-	-
LEASES & RENTALS		1,580,720	1,635,269	1,243,740	859,056	1,199,440	2,058,496	1,431,884
TRAVEL, TRAINING, SEMINARS & DUES		81,805	83,932	69,895	32,597	45,513	78,110	87,423
WARRANTY AND OTHER CREDITS		-	-	-	-	-	-	-
GENERAL EXPENSES		205,389	421,336	338,550	219,655	306,687	526,342	542,283
TOTAL OPERATING EXPENSE		23,989,116	27,202,493	26,603,282	11,598,329	18,210,074	29,808,403	31,391,838
<u>NON-OPERATING EXPENSE</u>								
LABOR		109,451	77,354	194,704	93,210	130,134	223,344	77,352
MATERIAL		-1,543	-5,783	-	-6,980	-9,746	-16,726	493
OTHER SERVICES		10,105,873	11,085,467	-	133,746	185,448	319,194	11,106,610
TOTAL NON-OPERATING EXPENSE		10,213,781	11,157,038	194,704	219,976	305,836	525,812	11,184,455

**MANAGEMENT & PERFORMANCE  
TECHNOLOGY DEVELOPMENT  
VICE PRESIDENT**

---



*1 Total Positions*

**CHICAGO TRANSIT AUTHORITY**

**2001 BUDGET BY CATEGORY**

Thursday, November 02, 2000

DEPARTMENT 0706

TECHNOLOGY MGMT VP

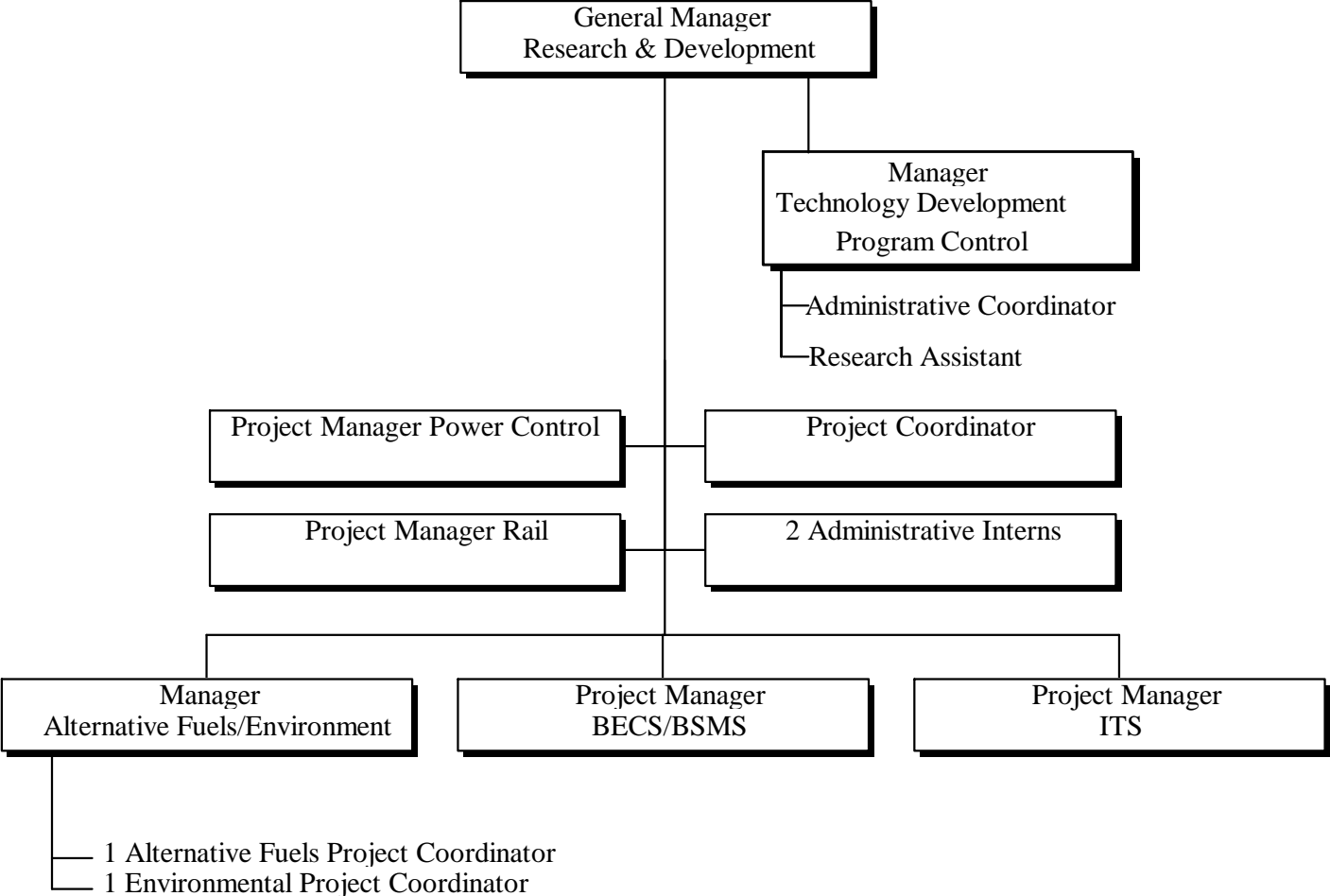
ROLLS UP TO DIVISION 0600

MANAGEMENT AND PERFORMA

	<b>1998</b>	<b>1999</b>	<b>2000</b>	<b>2000</b>	<b>2000</b>	<b>2000</b>	<b>2001</b>
	<b>Actual</b>	<b>Actual</b>	<b>Budget</b>	<b>Actual 1-5</b>	<b>Forecast 6-12</b>	<b>Total</b>	<b>Budget</b>
<u>POSITIONS</u>							
FULL TIME PERM	2	3	4	-	4	4	1
PART TIME	-	4	-	-	-	-	-
FULL TIME TEMP	-	-	-	-	-	-	-
STO POSITIONS	-	-	-	-	-	-	-
TOTAL POSITIONS	<u>2</u>	<u>7</u>	<u>4</u>	<u>-</u>	<u>4</u>	<u>4</u>	<u>1</u>
<u>HOURS</u>							
OPERATING HOURS	4,422	9,742	7,576	2,010	2,799	4,809	1,952
NON-OPERATING HOURS	-	-	-	-	-	-	-
TOTAL HOURS	<u>4,422</u>	<u>9,742</u>	<u>7,576</u>	<u>2,010</u>	<u>2,799</u>	<u>4,809</u>	<u>1,952</u>
<u>OPERATING EXPENSE</u>							
LABOR	223,673	405,076	336,516	81,431	113,697	195,128	126,889
MATERIAL	1,406	12,158	2,000	7,350	-	7,350	12,097
FUEL - REVENUE EQUIPMENT	-	-	-	-	-	-	-
ELECTRIC POWER - REV EQUIPMENT	-	-	-	-	-	-	-
PROV FOR INJURIES AND DAMAGES	-	-	-	-	-	-	-
PURCHASE OF SECURITY SERVICES	-	-	-	-	-	-	-
PURCHASE OF PARATRANSIT SVCS	-	-	-	-	-	-	-
UTILITIES	-	-	-	-	-	-	-
MAINTENANCE & REPAIR	-	-	-	-	-	-	-
ADVERTISING & PROMOTION	-	-	-	-	-	-	-
CONTRACTUAL SERVICES	-	751,846	-	1,710	2,386	4,096	-
PROV FOR PASSENGER SECURITY	-	-	-	-	-	-	-
LEASES & RENTALS	-	-	-	315,018	439,837	754,855	-
TRAVEL, TRAINING, SEMINARS & DUES	19,206	24,009	6,067	6,203	8,666	14,869	27,500
WARRANTY AND OTHER CREDITS	-	-	-	-	-	-	-
GENERAL EXPENSES	50	104,563	-	37,418	52,244	89,662	10,000
TOTAL OPERATING EXPENSE	<u>244,335</u>	<u>1,297,652</u>	<u>344,583</u>	<u>449,130</u>	<u>616,830</u>	<u>1,065,960</u>	<u>176,486</u>
<u>NON-OPERATING EXPENSE</u>							
LABOR	-	-	-	-	-	-	-
MATERIAL	-	-	-	-	-	-	-
OTHER SERVICES	3,732	1,968	-	-	-	-	1,968
TOTAL NON-OPERATING EXPENSE	<u>3,732</u>	<u>1,968</u>	<u>-</u>	<u>-</u>	<u>-</u>	<u>-</u>	<u>1,968</u>

**MANAGEMENT & PERFORMANCE  
TECHNOLOGY DEVELOPMENT  
RESEARCH & DEVELOPMENT**

---



*14 Total Positions*

CHICAGO TRANSIT AUTHORITY

2001 BUDGET BY CATEGORY

Friday, September 29, 2000

DEPARTMENT 0614

RESEARCH & DEVELOPMENT

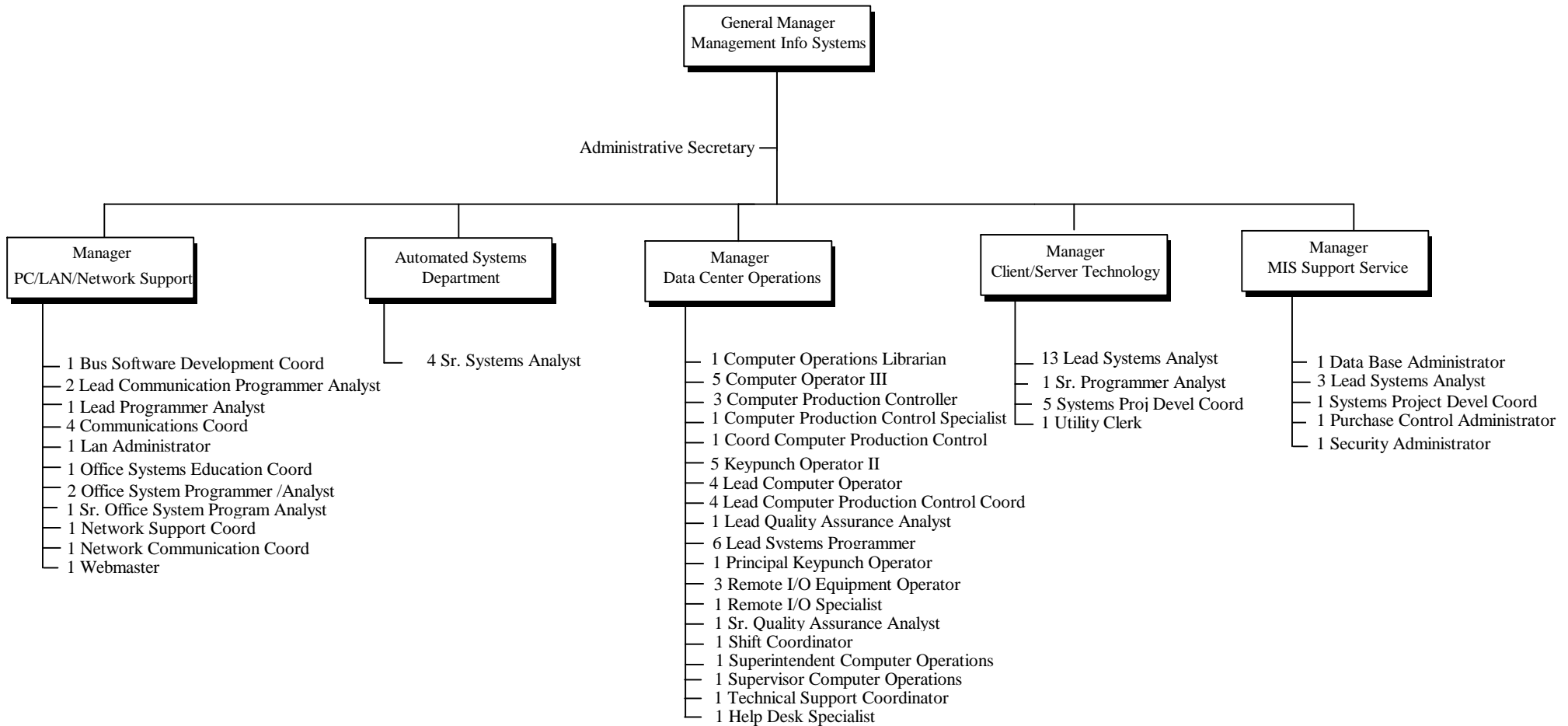
ROLLS UP TO DIVISION 0600

MANAGEMENT AND PERFORMANCE

	1998 Actual	1999 Actual	2000 Budget	2000 Actual 1-5	2000 Forecast 6-12	2000 Total	2001 Budget
<u>POSITIONS</u>							
FULL TIME PERM	5	7	9	-		14	14
PART TIME	1	1	2	-		-	-
FULL TIME TEMP	-	1	-	-		-	-
STO POSITIONS	-	-	-	-		-	-
TOTAL POSITIONS	6	9	11	-		14	14
<u>HOURS</u>							
OPERATING HOURS	8,584	13,682	15,660	8,328	11,549	19,877	19,160
NON-OPERATING HOURS	-	1,322	4,316	1,832	2,491	4,323	1,312
TOTAL HOURS	8,584	15,004	19,976	10,160	14,040	24,200	20,472
<u>OPERATING EXPENSE</u>							
LABOR	268,850	529,220	612,715	329,481	460,037	789,518	849,847
MATERIAL	3,582	2,739	3,987	2,017	9,494	11,511	2,589
FUEL - REVENUE EQUIPMENT	-	-	-	-	-	-	-
ELECTRIC POWER - REV EQUIPMENT	-	-	-	-	-	-	-
PROV FOR INJURIES AND DAMAGES	-	-	-	-	-	-	-
PURCHASE OF SECURITY SERVICES	-	-	-	-	-	-	-
PURCHASE OF PARATRANSIT SVCS	-	-	-	-	-	-	-
UTILITIES	-	-	-	-	-	-	-
MAINTENANCE & REPAIR	-	-	-	-	-	-	-
ADVERTISING & PROMOTION	-	-	-	-	-	-	-
CONTRACTUAL SERVICES	45	15	20	-	-	-	-
PROV FOR PASSENGER SECURITY	-	-	-	-	-	-	-
LEASES & RENTALS	-	-	-	-	-	-	-
TRAVEL, TRAINING, SEMINARS & DUES	1,662	7,118	1,662	2,573	3,591	6,164	7,118
WARRANTY AND OTHER CREDITS	-	-	-	-	-	-	-
GENERAL EXPENSES	443	1,425	16,443	86	120	206	220,367
TOTAL OPERATING EXPENSE	274,582	540,517	634,827	334,157	473,242	807,399	1,079,921
<u>NON-OPERATING EXPENSE</u>							
LABOR	-	58,807	194,704	78,106	109,048	187,154	58,806
MATERIAL	-	563	-	-	-	-	493
OTHER SERVICES	955	235,978	-	89,747	124,020	213,767	235,978
TOTAL NON-OPERATING EXPENSE	955	295,348	194,704	167,853	233,068	400,921	295,277

# MANAGEMENT & PERFORMANCE TECHNOLOGY DEVELOPMENT MANAGEMENT INFORMATION SYSTEMS

---





CHICAGO TRANSIT AUTHORITY

2001 BUDGET BY CATEGORY

Thursday, September 28, 2000

DEPARTMENT 0835

MANAGEMENT INFORMATION SYSTEM

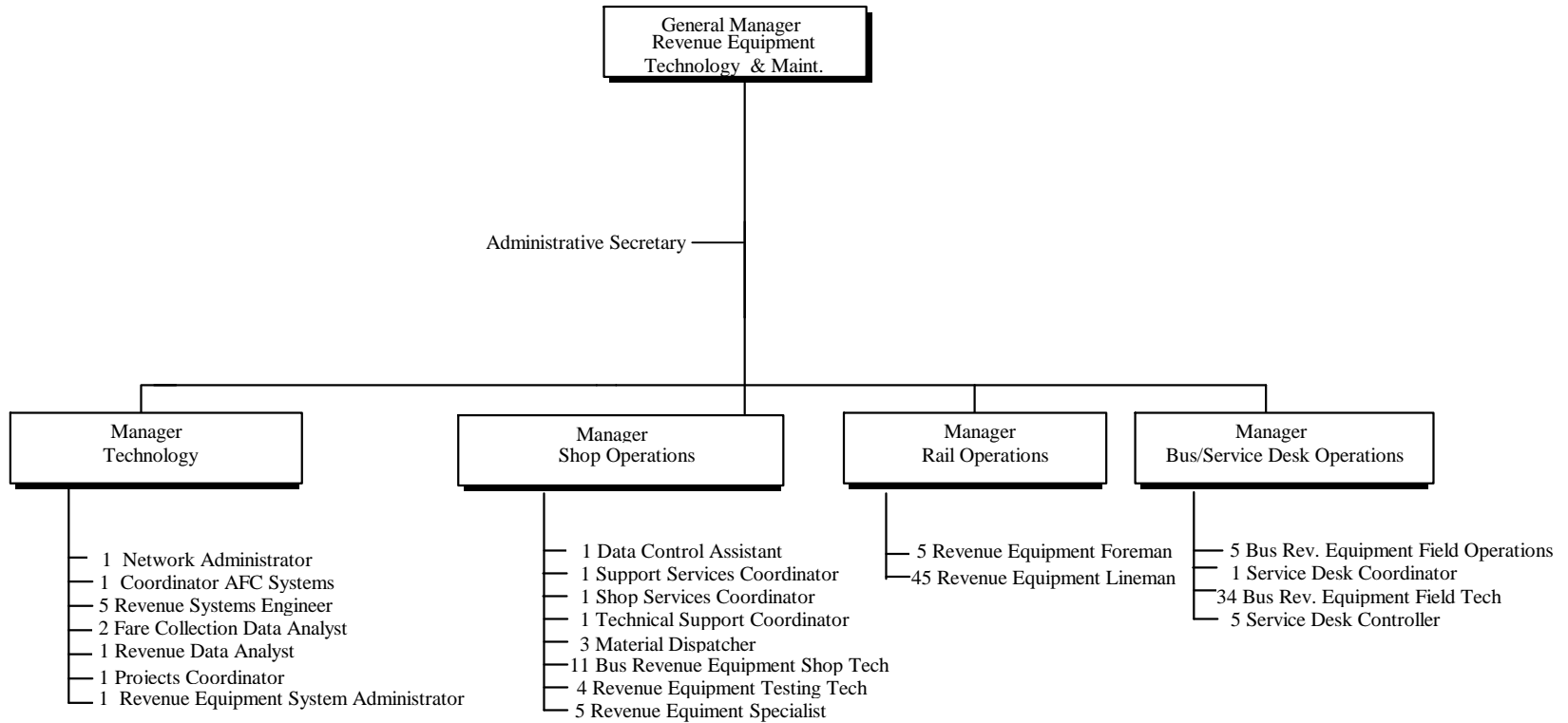
ROLLS UP TO DIVISION 0600

MANAGEMENT AND PERFORMANCE

	1998 Actual	1999 Actual	2000 Budget	2000 Actual 1-5	2000 Forecast 6-12	2000 Total	2001 Budget
<u>POSITIONS</u>							
FULL TIME PERM	104	98	96	-	96	96	95
PART TIME	-	-	-	-	-	-	-
FULL TIME TEMP	-	1	-	-	-	-	-
STO POSITIONS	-	-	-	-	-	-	-
TOTAL POSITIONS	104	99	96	-	96	96	95
<u>HOURS</u>							
OPERATING HOURS	190,042	190,227	177,544	77,432	108,572	186,004	177,200
NON-OPERATING HOURS	-	-	-	-	-	-	-
TOTAL HOURS	190,042	190,227	177,544	77,432	108,572	186,004	177,200
<u>OPERATING EXPENSE</u>							
LABOR	6,387,316	6,544,575	6,256,586	2,777,012	4,097,909	6,874,921	6,953,133
MATERIAL	389,839	741,672	421,822	84,833	325,945	410,778	466,827
FUEL - REVENUE EQUIPMENT	-	-	-	-	-	-	-
ELECTRIC POWER - REV EQUIPMENT	-	-	-	-	-	-	-
PROV FOR INJURIES AND DAMAGES	-	-	-	-	-	-	-
PURCHASE OF SECURITY SERVICES	-	-	-	-	-	-	-
PURCHASE OF PARATRANSIT SVCS	-	-	-	-	-	-	-
UTILITIES	-	-	-	-	-	-	-
MAINTENANCE & REPAIR	3,875,850	3,504,903	4,267,231	1,817,828	2,538,099	4,355,927	3,504,798
ADVERTISING & PROMOTION	-	-	-	-	-	-	-
CONTRACTUAL SERVICES	996,437	2,030,140	2,540,301	652,375	2,910,866	3,563,241	6,114,662
PROV FOR PASSENGER SECURITY	-	-	-	-	-	-	-
LEASES & RENTALS	118,996	67,871	277,772	23,810	33,243	57,053	53,684
TRAVEL, TRAINING, SEMINARS & DUES	50,420	49,814	51,646	20,724	28,932	49,656	49,814
WARRANTY AND OTHER CREDITS	-	-	-	-	-	-	-
GENERAL EXPENSES	169,869	288,262	287,876	171,303	239,180	410,483	287,598
TOTAL OPERATING EXPENSE	11,988,727	13,227,237	14,103,234	5,547,885	10,174,174	15,722,059	17,430,516
<u>NON-OPERATING EXPENSE</u>							
LABOR	-	-	-	-	-	-	-
MATERIAL	-1,543	-2,857	-	-	-	-	-
OTHER SERVICES	5,090,726	7,654,488	-	258,152	360,435	618,587	7,654,489
TOTAL NON-OPERATING EXPENSE	5,089,183	7,651,631	-	258,152	360,435	618,587	7,654,489

# MANAGEMENT & PERFORMANCE TECHNOLOGY DEVELOPMENT REVENUE EQUIPMENT TECHNOLOGY & MAINTENANCE

---



*140 Total Positions*

CHICAGO TRANSIT AUTHORITY

2001 BUDGET BY CATEGORY

Thursday, September 28, 2000

DEPARTMENT 0854

REV EQUIP TECH & MAINT

ROLLS UP TO DIVISION 0600

MANAGEMENT AND PERFORMA

	1998 Actual	1999 Actual	2000 Budget	2000 Actual 1-5	2000 Forecast 6-12	2000 Total	2001 Budget
<u>POSITIONS</u>							
FULL TIME PERM	135	127	139	-	140	140	140
PART TIME	-	-	-	-	-	-	-
FULL TIME TEMP	-	1	1	-	-	-	-
STO POSITIONS	-	-	-	-	-	-	-
TOTAL POSITIONS	135	128	140	-	140	140	140
<u>HOURS</u>							
OPERATING HOURS	301,034	305,693	294,616	127,084	177,429	304,513	268,976
NON-OPERATING HOURS	3,452	547	-	440	592	1,032	547
TOTAL HOURS	304,486	306,240	294,616	127,524	178,021	305,545	269,523
<u>OPERATING EXPENSE</u>							
LABOR	9,342,375	9,857,818	9,395,729	4,266,353	5,954,331	10,220,684	10,162,496
MATERIAL	547,613	596,951	1,061,190	410,358	167,095	577,453	1,092,331
FUEL - REVENUE EQUIPMENT	-	-	-	-	-	-	-
ELECTRIC POWER - REV EQUIPMENT	-	-	-	-	-	-	-
PROV FOR INJURIES AND DAMAGES	-	-	-	-	-	-	-
PURCHASE OF SECURITY SERVICES	9,184	-	9,184	-	-	-	-
PURCHASE OF PARATRANSIT SVCS	-	-	-	-	-	-	-
UTILITIES	-	-	-	-	-	-	-
MAINTENANCE & REPAIR	62,348	78,538	27,281	46,664	65,157	111,821	38,347
ADVERTISING & PROMOTION	-	-	-	-	-	-	-
CONTRACTUAL SERVICES	12,684	6,305	16,535	9,609	13,418	23,027	6,232
PROV FOR PASSENGER SECURITY	-	-	-	-	-	-	-
LEASES & RENTALS	1,461,724	1,567,398	965,968	520,228	726,360	1,246,588	1,378,200
TRAVEL, TRAINING, SEMINARS & DUES	10,517	2,991	10,520	3,097	4,324	7,421	2,991
WARRANTY AND OTHER CREDITS	-	-	-	-	-	-	-
GENERAL EXPENSES	35,027	27,086	34,231	10,848	15,143	25,991	24,318
TOTAL OPERATING EXPENSE	11,481,472	12,137,087	11,520,638	5,267,157	6,945,828	12,212,985	12,704,915
<u>NON-OPERATING EXPENSE</u>							
LABOR	109,451	18,547	-	15,104	21,086	36,190	18,546
MATERIAL	-	-3,489	-	-6,980	-9,746	-16,726	-
OTHER SERVICES	5,010,460	3,193,033	-	-214,153	-299,007	-513,160	3,214,175
TOTAL NON-OPERATING EXPENSE	5,119,911	3,208,091	-	-206,029	-287,667	-493,696	3,232,721

**CHICAGO TRANSIT AUTHORITY**

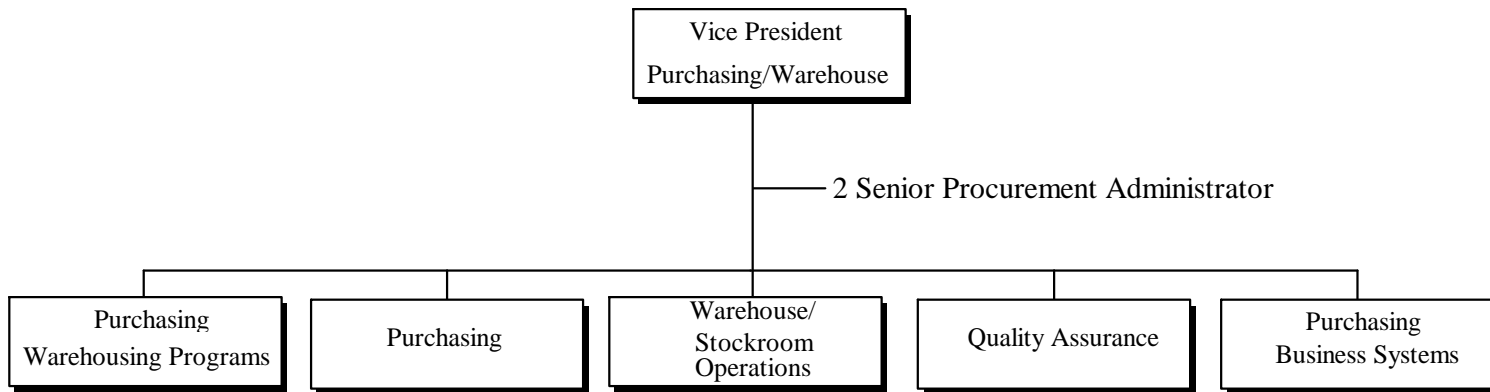
**2001 BUDGET BY CATEGORY**

Thursday, November 02, 2000

SECTOR	0750	PURCHASING / WAREHOUSING	ROLLS UP TO DIVISION 0600 PURCHASING / WAREHOUSING						
			1998 Actual	1999 Actual	2000 Budget	2000 Actual 1-5	2000 Forecast 6-12	2000 Total	2001 Budget
<u>POSITIONS</u>									
FULL TIME PERM			302	271	305	-	299	299	307
PART TIME			-	-	-	-	-	-	-
FULL TIME TEMP			-	25	-	-	-	-	-
STO POSITIONS			-	-	-	-	-	-	-
TOTAL POSITIONS			302	296	305	-	299	299	307
<u>HOURS</u>									
OPERATING HOURS			546,337	538,670	580,301	217,006	302,826	519,832	580,090
NON-OPERATING HOURS			1,233	94	-	40	-	40	94
TOTAL HOURS			547,570	538,764	580,301	217,046	302,826	519,872	580,184
<u>OPERATING EXPENSE</u>									
LABOR			15,288,369	15,599,932	17,201,943	6,442,754	8,994,669	15,437,423	18,387,862
MATERIAL			807,198	484,943	339,876	105,125	81,011	186,136	496,715
FUEL - REVENUE EQUIPMENT			-	-	-	-	-	-	-
ELECTRIC POWER - REV EQUIPMENT			-	-	-	-	-	-	-
PROV FOR INJURIES AND DAMAGES			-	-	-	-	-	-	-
PURCHASE OF SECURITY SERVICES			-	-	-	-	-	-	-
PURCHASE OF PARATRANSIT SVCS			-	-	-	-	-	-	-
UTILITIES			-	-	-	-	-	-	-
MAINTENANCE & REPAIR			1,068,754	1,284,635	1,521,383	522,722	729,842	1,252,564	1,945,134
ADVERTISING & PROMOTION			2,002	14,916	2,002	12,200	17,034	29,234	34,916
CONTRACTUAL SERVICES			109,025	50,535	193,291	6,029	8,422	14,451	114,218
PROV FOR PASSENGER SECURITY			-	-	-	-	-	-	-
LEASES & RENTALS			34,282	14,316	34,282	8,503	11,871	20,374	14,204
TRAVEL, TRAINING, SEMINARS & DUES			1,772	5,830	43,523	-10	-16	-26	13,272
WARRANTY AND OTHER CREDITS			-	-	-	-	-	-	-
GENERAL EXPENSES			41,712	29,522	52,259	8,374	11,693	20,067	26,155
TOTAL OPERATING EXPENSE			17,353,114	17,484,629	19,388,559	7,105,697	9,854,526	16,960,223	21,032,476
<u>NON-OPERATING EXPENSE</u>									
LABOR			32,512	2,050	-	1,041	1,455	2,496	2,050
MATERIAL			-	-	-	-	-	-	-
OTHER SERVICES			92,715	138,430	-	70,120	90,992	161,112	138,431
TOTAL NON-OPERATING EXPENSE			125,227	140,480	-	71,161	92,447	163,608	140,481

# MANAGEMENT & PERFORMANCE PURCHASING/WAREHOUSING VICE PRESIDENT

---



*3 Total Positions*

**CHICAGO TRANSIT AUTHORITY**

**2001 BUDGET BY CATEGORY**

Thursday, November 02, 2000

DEPARTMENT 0717

PURCHASING VP

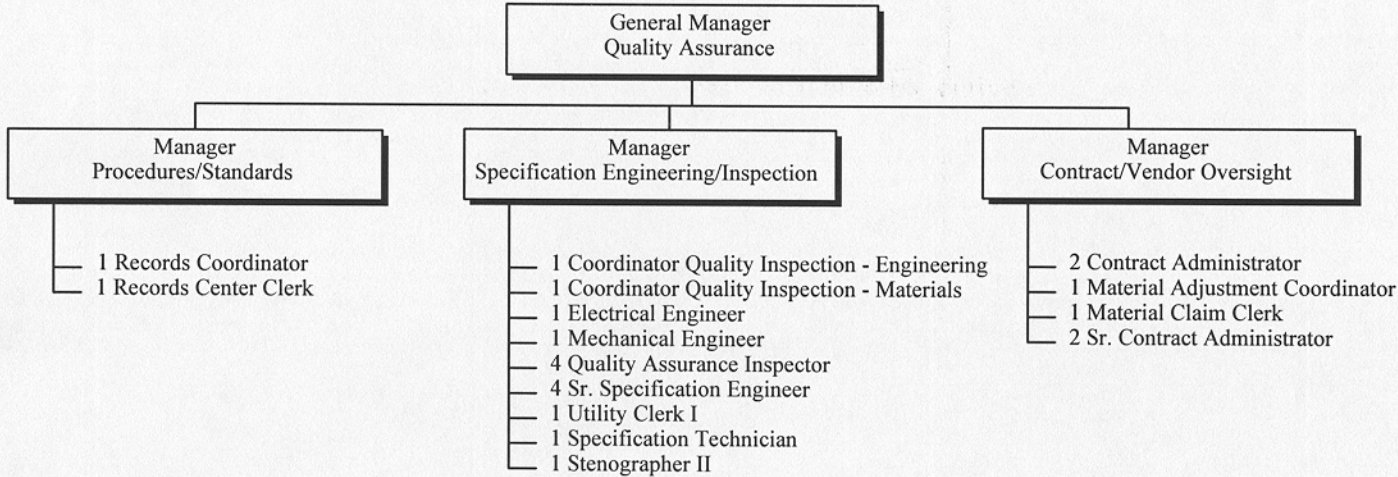
ROLLS UP TO DIVISION 0600

MANAGEMENT AND PERFORMA

	1998 Actual	1999 Actual	2000 Budget	2000 Actual 1-5	2000 Forecast 6-12	2000 Total	2001 Budget
<u>POSITIONS</u>							
FULL TIME PERM	2	1	1	-	1	1	3
PART TIME	-	-	-	-	-	-	-
FULL TIME TEMP	-	-	-	-	-	-	-
STO POSITIONS	-	-	-	-	-	-	-
TOTAL POSITIONS	2	1	1	-	1	1	3
<u>HOURS</u>							
OPERATING HOURS	-	1,216	1,864	856	1,198	2,054	5,856
NON-OPERATING HOURS	-	-	-	-	-	-	-
TOTAL HOURS	-	1,216	1,864	856	1,198	2,054	5,856
<u>OPERATING EXPENSE</u>							
LABOR	-	88,418	136,515	62,697	87,539	150,236	459,694
MATERIAL	169	97	-	50	-	50	-
FUEL - REVENUE EQUIPMENT	-	-	-	-	-	-	-
ELECTRIC POWER - REV EQUIPMENT	-	-	-	-	-	-	-
PROV FOR INJURIES AND DAMAGES	-	-	-	-	-	-	-
PURCHASE OF SECURITY SERVICES	-	-	-	-	-	-	-
PURCHASE OF PARATRANSIT SVCS	-	-	-	-	-	-	-
UTILITIES	-	-	-	-	-	-	-
MAINTENANCE & REPAIR	-	-	-	-	-	-	-
ADVERTISING & PROMOTION	-	-	-	-	-	-	-
CONTRACTUAL SERVICES	-	1,000	-	-	-	-	-
PROV FOR PASSENGER SECURITY	-	-	-	-	-	-	-
LEASES & RENTALS	-	-	-	-	-	-	-
TRAVEL, TRAINING, SEMINARS & DUES	-	2,943	11,000	-	-	-	11,000
WARRANTY AND OTHER CREDITS	-	-	-	-	-	-	-
GENERAL EXPENSES	24	1,769	24	175	243	418	-
TOTAL OPERATING EXPENSE	193	94,227	147,539	62,922	87,782	150,704	470,694
<u>NON-OPERATING EXPENSE</u>							
LABOR	-	-	-	-	-	-	-
MATERIAL	-	-	-	-	-	-	-
OTHER SERVICES	-	-	-	-	-	-	-
TOTAL NON-OPERATING EXPENSE	-	-	-	-	-	-	-

**MANAGEMENT & PERFORMANCE  
PURCHASING/WAREHOUSING  
QUALITY ASSURANCE**

---



*27 Total Positions*

**CHICAGO TRANSIT AUTHORITY**

**2001 BUDGET BY CATEGORY**

Thursday, November 02, 2000

DEPARTMENT 0708

QUALITY ASSURANCE

ROLLS UP TO DIVISION 0600

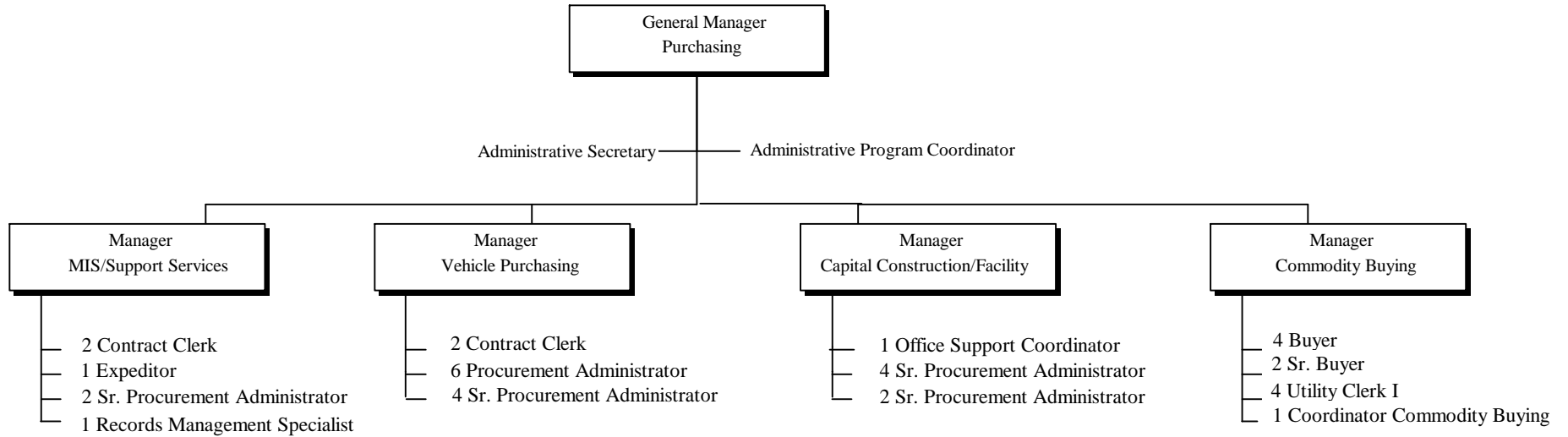
MANAGEMENT AND PERFORMANCE

	<b>1998 Actual</b>	<b>1999 Actual</b>	<b>2000 Budget</b>	<b>2000 Actual 1-5</b>	<b>2000 Forecast 6-12</b>	<b>2000 Total</b>	<b>2001 Budget</b>
<u>POSITIONS</u>							
FULL TIME PERM	41	26	28	-	28	28	27
PART TIME	-	-	-	-	-	-	-
FULL TIME TEMP	-	1	-	-	-	-	-
STO POSITIONS	-	-	-	-	-	-	-
TOTAL POSITIONS	41	27	28	-	28	28	27
<u>HOURS</u>							
OPERATING HOURS	67,898	51,954	51,992	19,787	27,632	47,419	50,384
NON-OPERATING HOURS	278	-	-	-	-	-	-
TOTAL HOURS	68,176	51,954	51,992	19,787	27,632	47,419	50,384
<u>OPERATING EXPENSE</u>							
LABOR	2,097,534	1,694,996	1,763,903	677,856	946,441	1,624,297	1,869,648
MATERIAL	65,707	42,255	50,155	3,027	2,695	5,722	41,191
FUEL - REVENUE EQUIPMENT	-	-	-	-	-	-	-
ELECTRIC POWER - REV EQUIPMENT	-	-	-	-	-	-	-
PROV FOR INJURIES AND DAMAGES	-	-	-	-	-	-	-
PURCHASE OF SECURITY SERVICES	-	-	-	-	-	-	-
PURCHASE OF PARATRANSIT SVCS	-	-	-	-	-	-	-
UTILITIES	-	-	-	-	-	-	-
MAINTENANCE & REPAIR	696	655	696	464	649	1,113	655
ADVERTISING & PROMOTION	1,470	-	1,470	-	-	-	-
CONTRACTUAL SERVICES	40,237	35,410	75,000	3,159	4,412	7,571	35,354
PROV FOR PASSENGER SECURITY	-	-	-	-	-	-	-
LEASES & RENTALS	-	998	-	1,128	1,572	2,700	998
TRAVEL, TRAINING, SEMINARS & DUES	460	830	460	-70	-98	-168	765
WARRANTY AND OTHER CREDITS	-	-	-	-	-	-	-
GENERAL EXPENSES	17,137	7,365	17,137	159	222	381	7,085
TOTAL OPERATING EXPENSE	2,223,241	1,782,509	1,908,821	685,723	955,893	1,641,616	1,955,696
<u>NON-OPERATING EXPENSE</u>							
LABOR	6,801	-	-	-	-	-	-
MATERIAL	-	-	-	-	-	-	-
OTHER SERVICES	503	23,870	-	-	-	-	23,870
TOTAL NON-OPERATING EXPENSE	7,304	23,870	-	-	-	-	23,870



# MANAGEMENT & PERFORMANCE PURCHASING/WAREHOUSING PURCHASING

---



*43 Total Positions*

**CHICAGO TRANSIT AUTHORITY**

**2001 BUDGET BY CATEGORY**

Monday, November 06, 2000

DEPARTMENT 0716

PURCHASING

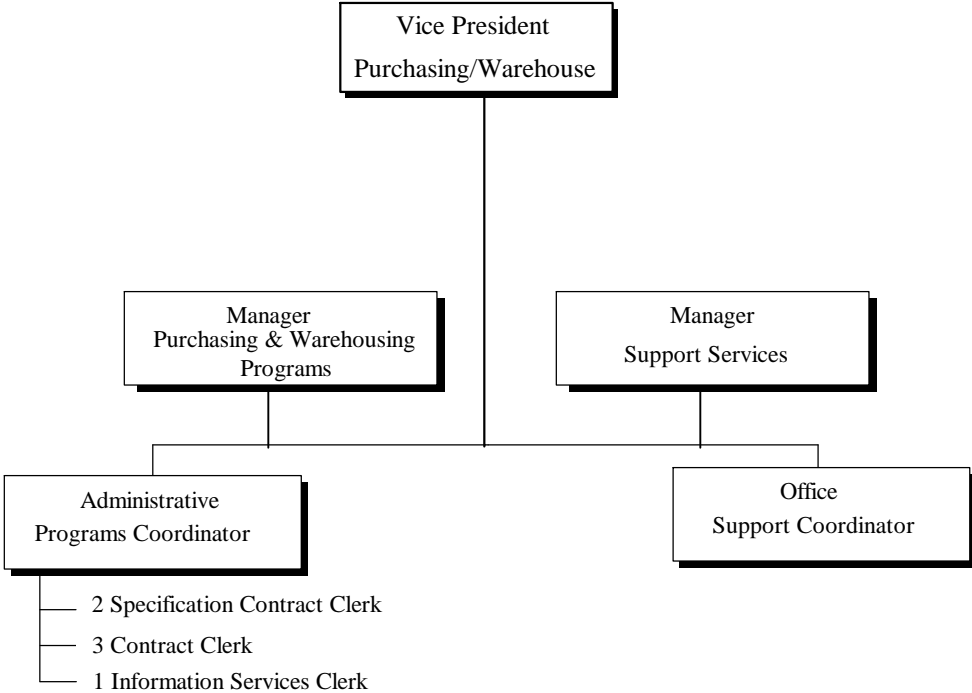
ROLLS UP TO DIVISION 0600

MANAGEMENT AND PERFORMANCE

	<b>1998</b>	<b>1999</b>	<b>2000</b>	<b>2000</b>	<b>2000</b>	<b>2000</b>	<b>2001</b>
	<b>Actual</b>	<b>Actual</b>	<b>Budget</b>	<b>Actual 1-5</b>	<b>Forecast 6-12</b>	<b>Total</b>	<b>Budget</b>
<u>POSITIONS</u>							
FULL TIME PERM	42	40	44	-	44	44	43
PART TIME	-	-	-	-	-	-	-
FULL TIME TEMP	-	-	-	-	-	-	-
STO POSITIONS	-	-	-	-	-	-	-
TOTAL POSITIONS	42	40	44	-	44	44	43
<u>HOURS</u>							
OPERATING HOURS	81,970	78,977	80,176	33,105	46,227	79,332	81,216
NON-OPERATING HOURS	279	-	-	-	-	-	-
TOTAL HOURS	82,249	78,977	80,176	33,105	46,227	79,332	81,216
<u>OPERATING EXPENSE</u>							
LABOR	2,766,623	2,799,463	2,758,344	1,158,877	1,618,057	2,776,934	2,976,626
MATERIAL	34,461	79,005	41,817	24,510	5,263	29,773	100,631
FUEL - REVENUE EQUIPMENT	-	-	-	-	-	-	-
ELECTRIC POWER - REV EQUIPMENT	-	-	-	-	-	-	-
PROV FOR INJURIES AND DAMAGES	-	-	-	-	-	-	-
PURCHASE OF SECURITY SERVICES	-	-	-	-	-	-	-
PURCHASE OF PARATRANSIT SVCS	-	-	-	-	-	-	-
UTILITIES	-	-	-	-	-	-	-
MAINTENANCE & REPAIR	-	995	-	-	-	-	995
ADVERTISING & PROMOTION	508	3,304	508	-	-	-	23,304
CONTRACTUAL SERVICES	34,714	7,441	11,069	2,842	3,968	6,810	7,252
PROV FOR PASSENGER SECURITY	-	-	-	-	-	-	-
LEASES & RENTALS	-	6,054	-	4,975	6,948	11,923	6,054
TRAVEL, TRAINING, SEMINARS & DUES	75	185	10,035	-	-	-	-
WARRANTY AND OTHER CREDITS	-	-	-	-	-	-	-
GENERAL EXPENSES	3,925	3,328	3,925	1,853	2,587	4,440	3,018
TOTAL OPERATING EXPENSE	2,840,306	2,899,775	2,825,698	1,193,057	1,636,823	2,829,880	3,117,880
<u>NON-OPERATING EXPENSE</u>							
LABOR	10,117	-	-	-	-	-	-
MATERIAL	-	-	-	-	-	-	-
OTHER SERVICES	53,066	75,472	-	29,836	34,745	64,581	75,473
TOTAL NON-OPERATING EXPENSE	63,183	75,472	-	29,836	34,745	64,581	75,473

**MANAGEMENT & PERFORMANCE  
PURCHASING/WAREHOUSING  
PURCHASING & WAREHOUSING PROGRAMS**

---

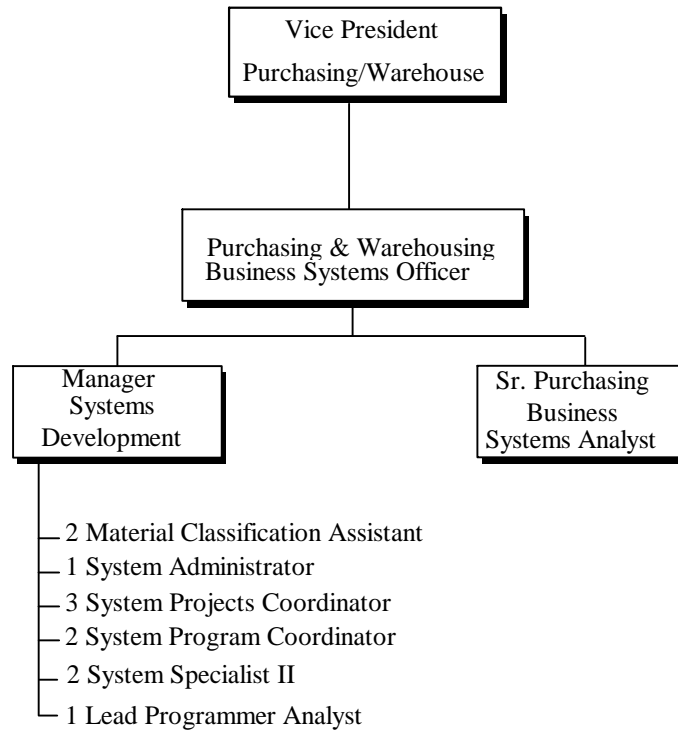


*10 Total Positions*



# MANAGEMENT & PERFORMANCE PURCHASING/WAREHOUSING PURCHASING & WAREHOUSING BUSINESS SYSTEMS

---



*14 Total Positions*

**CHICAGO TRANSIT AUTHORITY**

**2001 BUDGET BY CATEGORY**

Thursday, November 02, 2000

DEPARTMENT 0745

PURCHASING & WAREHOUSE BUSINESS SYS

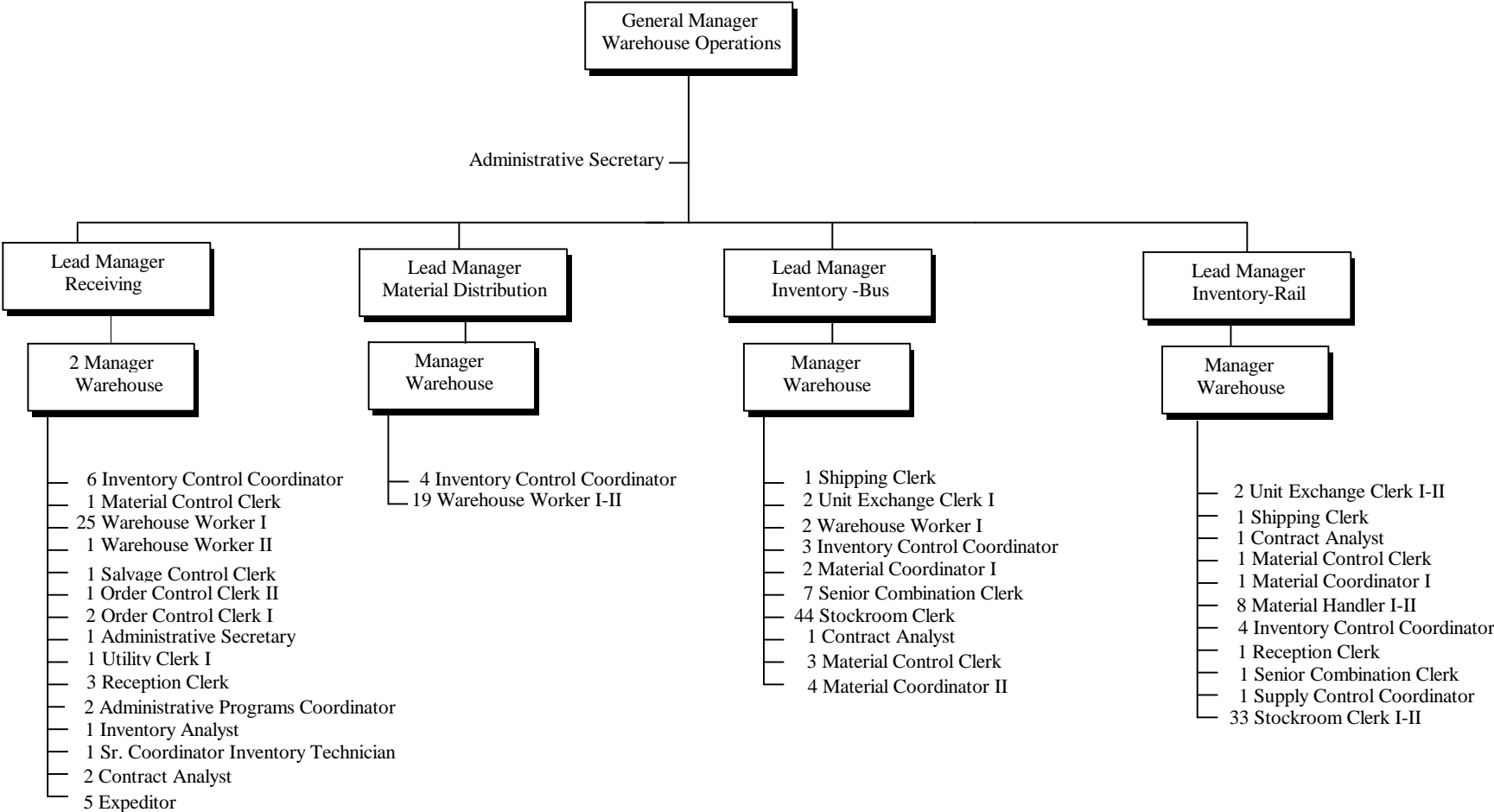
ROLLS UP TO DIVISION 0600

MANAGEMENT AND PERFORMA

	<b>1998</b>	<b>1999</b>	<b>2000</b>	<b>2000</b>	<b>2000</b>	<b>2000</b>	<b>2001</b>
	<b>Actual</b>	<b>Actual</b>	<b>Budget</b>	<b>Actual 1-5</b>	<b>Forecast 6-12</b>	<b>Total</b>	<b>Budget</b>
<u>POSITIONS</u>							
FULL TIME PERM	10	9	13	-	13	13	14
PART TIME	-	-	-	-	-	-	-
FULL TIME TEMP	-	2	-	-	-	-	-
STO POSITIONS	-	-	-	-	-	-	-
TOTAL POSITIONS	10	11	13	-	13	13	14
<u>HOURS</u>							
OPERATING HOURS	16,814	17,925	24,032	11,863	16,565	28,428	26,208
NON-OPERATING HOURS	-	-	-	-	-	-	-
TOTAL HOURS	16,814	17,925	24,032	11,863	16,565	28,428	26,208
<u>OPERATING EXPENSE</u>							
LABOR	557,313	610,428	869,842	430,167	600,608	1,030,775	1,075,726
MATERIAL	2,886	8,261	3,547	3,998	7,138	11,136	7,951
FUEL - REVENUE EQUIPMENT	-	-	-	-	-	-	-
ELECTRIC POWER - REV EQUIPMENT	-	-	-	-	-	-	-
PROV FOR INJURIES AND DAMAGES	-	-	-	-	-	-	-
PURCHASE OF SECURITY SERVICES	-	-	-	-	-	-	-
PURCHASE OF PARATRANSIT SVCS	-	-	-	-	-	-	-
UTILITIES	-	-	-	-	-	-	-
MAINTENANCE & REPAIR	2,275	317,373	744,600	313,020	437,044	750,064	748,973
ADVERTISING & PROMOTION	-	-	-	-	-	-	-
CONTRACTUAL SERVICES	15,038	14	55,008	-	-	-	55,000
PROV FOR PASSENGER SECURITY	-	-	-	-	-	-	-
LEASES & RENTALS	7,554	-	7,554	-	-	-	-
TRAVEL, TRAINING, SEMINARS & DUES	-	80	-	60	82	142	-
WARRANTY AND OTHER CREDITS	-	-	-	-	-	-	-
GENERAL EXPENSES	363	413	363	28	39	67	326
TOTAL OPERATING EXPENSE	585,429	936,569	1,680,914	747,273	1,044,911	1,792,184	1,887,976
<u>NON-OPERATING EXPENSE</u>							
LABOR	-	-	-	-	-	-	-
MATERIAL	-	-	-	-	-	-	-
OTHER SERVICES	-	39,088	-	-	-	-	39,088
TOTAL NON-OPERATING EXPENSE	-	39,088	-	-	-	-	39,088

# MANAGEMENT & PERFORMANCE PURCHASING/WAREHOUSE WAREHOUSE/STOCKROOM

---



CHICAGO TRANSIT AUTHORITY

2001 BUDGET BY CATEGORY

Thursday, September 28, 2000

DEPARTMENT 0720

WAREHOUSE OPERATIONS

ROLLS UP TO DIVISION 0600

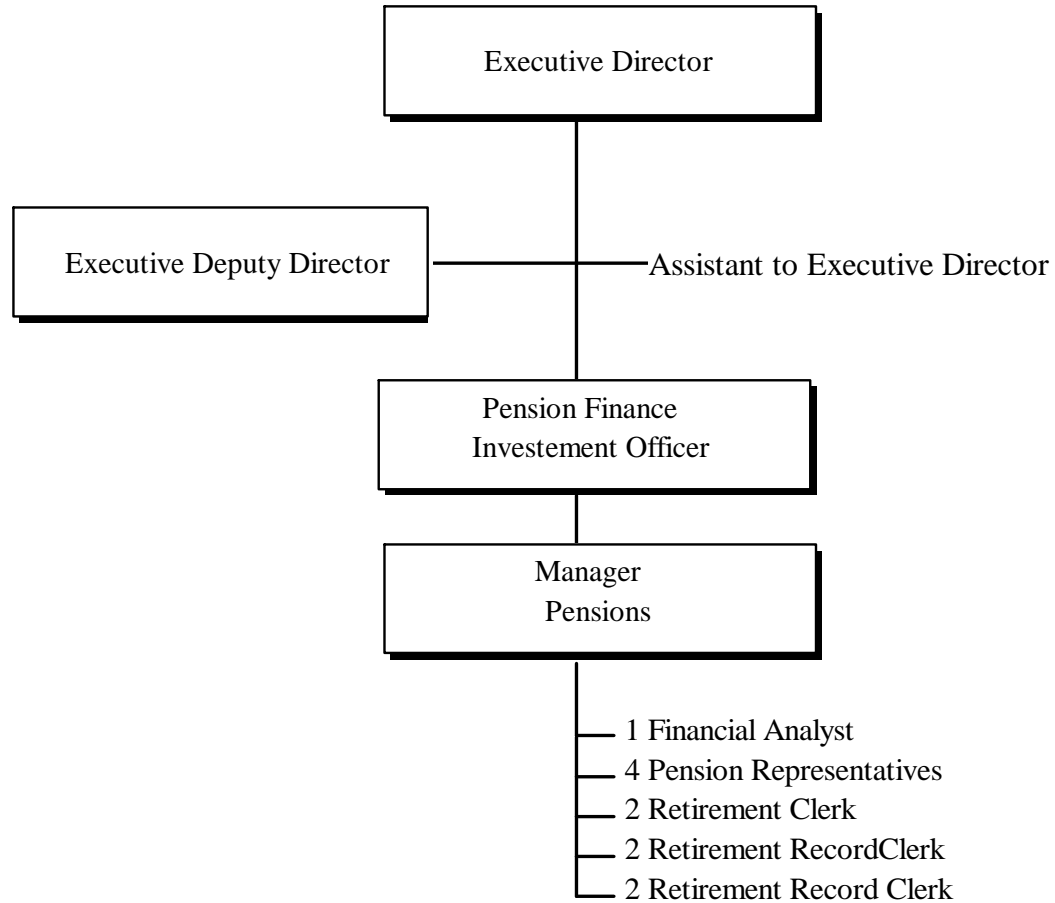
MANAGEMENT AND PERFORMA

	1998 Actual	1999 Actual	2000 Budget	2000 Actual 1-5	2000 Forecast 6-12	2000 Total	2001 Budget
<u>POSITIONS</u>							
FULL TIME PERM	207	186	208	-	208	208	210
PART TIME	-	-	-	-	-	-	-
FULL TIME TEMP	-	22	-	-	-	-	-
STO POSITIONS	-	-	-	-	-	-	-
TOTAL POSITIONS	207	208	208	-	208	208	210
<u>HOURS</u>							
OPERATING HOURS	377,491	374,203	401,493	144,044	200,939	344,983	397,186
NON-OPERATING HOURS	676	94	-	40	-	40	94
TOTAL HOURS	378,167	374,297	401,493	144,084	200,939	345,023	397,280
<u>OPERATING EXPENSE</u>							
LABOR	9,805,679	9,990,461	10,950,059	3,894,692	5,436,992	9,331,684	11,373,563
MATERIAL	703,975	354,994	244,357	72,450	65,915	138,365	345,942
FUEL - REVENUE EQUIPMENT	-	-	-	-	-	-	-
ELECTRIC POWER - REV EQUIPMENT	-	-	-	-	-	-	-
PROV FOR INJURIES AND DAMAGES	-	-	-	-	-	-	-
PURCHASE OF SECURITY SERVICES	-	-	-	-	-	-	-
PURCHASE OF PARATRANSIT SVCS	-	-	-	-	-	-	-
UTILITIES	-	-	-	-	-	-	-
MAINTENANCE & REPAIR	1,065,783	965,612	776,087	209,238	292,149	501,387	1,194,511
ADVERTISING & PROMOTION	24	-	24	-	-	-	-
CONTRACTUAL SERVICES	19,036	6,670	22,214	28	42	70	6,612
PROV FOR PASSENGER SECURITY	-	-	-	-	-	-	-
LEASES & RENTALS	26,728	7,264	26,728	2,400	3,351	5,751	7,152
TRAVEL, TRAINING, SEMINARS & DUES	1,237	1,792	22,028	-	-	-	1,507
WARRANTY AND OTHER CREDITS	-	-	-	-	-	-	-
GENERAL EXPENSES	20,246	16,523	30,793	6,155	8,595	14,750	15,726
TOTAL OPERATING EXPENSE	11,642,708	11,343,316	12,072,290	4,184,963	5,807,044	9,992,007	12,945,013
<u>NON-OPERATING EXPENSE</u>							
LABOR	15,594	2,050	-	1,041	1,455	2,496	2,050
MATERIAL	-	-	-	-	-	-	-
OTHER SERVICES	39,146	-	-	40,284	56,247	96,531	-
TOTAL NON-OPERATING EXPENSE	54,740	2,050	-	41,325	57,702	99,027	2,050



# PENSIONS

---



*15 Total Positions*

**CHICAGO TRANSIT AUTHORITY**

**2001 BUDGET BY CATEGORY**

Thursday, November 02, 2000

DEPARTMENT 0625

PENSIONS

ROLLS UP TO DIVISION 0600

MANAGEMENT AND PERFORMA

	1998 Actual	1999 Actual	2000 Budget	2000 Actual 1-5	2000 Forecast 6-12	2000 Total	2001 Budget
<u>POSITIONS</u>							
FULL TIME PERM	12	8	12	-	15	15	15
PART TIME	-	-	-	-	-	-	-
FULL TIME TEMP	-	-	-	-	-	-	-
STO POSITIONS	-	-	-	-	-	-	-
TOTAL POSITIONS	12	8	12	-	15	15	15
<u>HOURS</u>							
OPERATING HOURS	-	-	-	296	413	709	-
NON-OPERATING HOURS	18,399	16,326	22,410	7,669	10,708	18,377	32,652
TOTAL HOURS	18,399	16,326	22,410	7,965	11,121	19,086	32,652
<u>OPERATING EXPENSE</u>							
LABOR	-	-	-	2,917	4,073	6,990	-
MATERIAL	-	-	-	-	-	-	-
FUEL - REVENUE EQUIPMENT	-	-	-	-	-	-	-
ELECTRIC POWER - REV EQUIPMENT	-	-	-	-	-	-	-
PROV FOR INJURIES AND DAMAGES	-	-	-	-	-	-	-
PURCHASE OF SECURITY SERVICES	-	-	-	-	-	-	-
PURCHASE OF PARATRANSIT SVCS	-	-	-	-	-	-	-
UTILITIES	-	-	-	-	-	-	-
MAINTENANCE & REPAIR	-	-	-	-	-	-	-
ADVERTISING & PROMOTION	-	-	-	-	-	-	-
CONTRACTUAL SERVICES	-	-	-	-	-	-	-
PROV FOR PASSENGER SECURITY	-	-	-	-	-	-	-
LEASES & RENTALS	-	-	-	-	-	-	-
TRAVEL, TRAINING, SEMINARS & DUES	-	-	-	-	-	-	-
WARRANTY AND OTHER CREDITS	-	-	-	-	-	-	-
GENERAL EXPENSES	-	-	-	-	-	-	-
TOTAL OPERATING EXPENSE	-	-	-	2,917	4,073	6,990	-
<u>NON-OPERATING EXPENSE</u>							
LABOR	586,432	512,297	730,732	338,665	472,851	811,516	505,743
MATERIAL	-	-	-	-	-	-	-
OTHER SERVICES	61,840	60,518	-	229	318	547	60,517
TOTAL NON-OPERATING EXPENSE	648,272	572,815	730,732	338,894	473,169	812,063	566,260

**CHICAGO TRANSIT AUTHORITY**

**2001 BUDGET BY CATEGORY**

Thursday, November 02, 2000

DEPARTMENT 0990

NON DEPARTMENTAL

ROLLS UP TO DIVISION 0990

NON-DEPARTMENT

	1998 Actual	1999 Actual	2000 Budget	2000 Actual 1-5	2000 Forecast 6-12	2000 Total	2001 Budget
<u>POSITIONS</u>							
FULL TIME PERM	-	-	-	-	-	-	-
PART TIME	-	-	-	-	-	-	-
FULL TIME TEMP	-	-	-	-	-	-	-
STO POSITIONS	-	-	-	-	-	-	-
TOTAL POSITIONS	-	-	-	-	-	-	-
<u>HOURS</u>							
OPERATING HOURS	-461,371	-433,086	-455,223	-184,211	-257,201	-441,412	-433,088
NON-OPERATING HOURS	-	-	-	-	-	-	-
TOTAL HOURS	-461,371	-433,086	-455,223	-184,211	-257,201	-441,412	-433,088
<u>OPERATING EXPENSE</u>							
LABOR	4,210,647	-14,489,717	-1,116,593	595,804	5,699,155	6,294,959	-13,798,401
MATERIAL	3,814,505	-472,069	487,589	743,691	618,661	1,362,352	338,766
FUEL - REVENUE EQUIPMENT	-	-	-	-	-	-	-
ELECTRIC POWER - REV EQUIPMENT	-	-	-	-	-	-	-
PROV FOR INJURIES AND DAMAGES	42,000,000	31,000,000	30,000,000	12,500,000	17,500,000	30,000,000	30,000,000
PURCHASE OF SECURITY SERVICES	-	-	-	-	-	-	-
PURCHASE OF PARATRANSIT SVCS	-	-	-	-	-	-	-
UTILITIES	-	-	-	-	-	-	-
MAINTENANCE & REPAIR	44,442	-	-145,313	-	-	-	-
ADVERTISING & PROMOTION	-	-1,000,000	-	-	-	-	-
CONTRACTUAL SERVICES	173,549	397,738	1,749,143	93,807	130,974	224,781	2,100,000
PROV FOR PASSENGER SECURITY	2,611,050	2,610,000	5,133,000	2,138,750	2,940,000	5,078,750	5,082,000
LEASES & RENTALS	385,871	351,242	737,635	127,721	178,323	306,044	351,247
TRAVEL, TRAINING, SEMINARS & DUES	-	25,000	66,323	20,284	4,323	24,607	-
WARRANTY AND OTHER CREDITS	-13,739,429	-13,555,909	-16,001,855	-6,718,478	-9,362,261	-16,080,739	-16,379,495
GENERAL EXPENSES	504,134	616,203	2,922,323	273,986	1,434,550	1,708,536	665,208
TOTAL OPERATING EXPENSE	40,004,769	5,482,488	23,832,252	9,775,565	19,143,725	28,919,290	8,359,325
<u>NON-OPERATING EXPENSE</u>							
LABOR	-	-	-	-	-	-	-
MATERIAL	-	2,635	-	-	-	-	2,635
OTHER SERVICES	9,394,978	7,606,349	55,329,187	3,903,766	5,443,176	9,346,942	207,637,294
TOTAL NON-OPERATING EXPENSE	9,394,978	7,608,984	55,329,187	3,903,766	5,443,176	9,346,942	207,639,929

**CHICAGO TRANSIT AUTHORITY**  
**FY 2001 - 2005 Five Year Preliminary Program Marks**

<u>NEW FUNDS</u>	<u>2001</u>	<u>2002</u>	<u>2003</u>	<u>2004</u>	<u>2005</u>	<u>TOTAL</u>
Sec. 9 (5307) Formula	\$110,400,000	\$124,835,573	\$133,210,571	\$133,210,571	\$133,210,571	\$634,867,286
Sec. 9 (5307) CMAQ	\$3,528,000	\$0	\$0	\$0	\$0	\$3,528,000
Sec. 3 (5309) Fixed Guideway	\$67,000,000	\$83,923,681	\$89,188,621	\$89,188,621	\$89,188,621	\$418,489,544
Sec. 3 (5309) Bus	\$1,500,000	\$3,668,979	\$4,123,811	\$4,123,811	\$4,123,811	\$17,540,412
Sec. 3 (5309) New Start	<u>\$25,800,000</u>	<u>\$115,000,000</u>	<u>\$200,000,000</u>	<u>\$198,861,000</u>	<u>\$16,200,000</u>	<u>\$555,861,000</u>
<b>Available Federal</b>	<b>\$208,228,000</b>	<b>\$327,428,233</b>	<b>\$426,523,003</b>	<b>\$425,384,003</b>	<b>\$242,723,003</b>	<b>\$1,630,286,242</b>
IDOT Bonds	\$46,400,000	\$46,400,000	\$46,400,000	\$46,400,000	\$46,400,000	\$232,000,000
RTA Bonds	\$0	\$0	\$0	\$150,000,000	\$0	\$150,000,000
RTA Bond Interest	\$0	\$0	\$0	\$0	\$0	\$0
RTA/SCIP Bonds	\$130,000,000	\$130,000,000	\$130,000,000	\$130,000,000	\$130,000,000	\$650,000,000
SCIP Bonds Carried Forward	\$5,000,000	\$0	\$0	\$0	\$0	\$5,000,000
RTA Discretionary	\$9,657,000	\$9,657,000	\$9,657,000	\$9,657,000	\$9,657,000	\$48,285,000
Transfer Capital	\$20,353,000	\$20,353,000	\$20,353,000	\$20,353,000	\$20,353,000	\$101,765,000
CTA Lease/Leaseback	\$0	\$0	\$0	\$0	\$0	\$0
CTA Service Board	<u>\$7,000,000</u>	<u>\$0</u>	<u>\$0</u>	<u>\$0</u>	<u>\$0</u>	<u>\$7,000,000</u>
<b>Available State/Local</b>	<b>\$218,410,000</b>	<b>\$206,410,000</b>	<b>\$206,410,000</b>	<b>\$356,410,000</b>	<b>\$206,410,000</b>	<b>\$1,194,050,000</b>
<b>TOTAL NEW FUNDS</b>	<b>\$426,638,000</b>	<b>\$533,838,233</b>	<b>\$632,933,003</b>	<b>\$781,794,003</b>	<b>\$449,133,003</b>	<b>\$2,824,336,242</b>
<b><u>REPROGRAMMED FUNDS</u></b>						
Sec. 9 (5307) Formula	\$680,000	\$0	\$0	\$0	\$0	\$680,000
Sec. 3 (5309) Fixed G'way	<u>\$900,000</u>	<u>\$0</u>	<u>\$0</u>	<u>\$0</u>	<u>\$0</u>	<u>\$900,000</u>
<b>Available Federal</b>	<b>\$1,580,000</b>	<b>\$0</b>	<b>\$0</b>	<b>\$0</b>	<b>\$0</b>	<b>\$1,580,000</b>
RTA Bonds	\$740,000	\$0	\$0	\$0	\$0	\$740,000
Transfer Capital	<u>\$180,000</u>	<u>\$0</u>	<u>\$0</u>	<u>\$0</u>	<u>\$0</u>	<u>\$180,000</u>
<b>Available State/Local</b>	<b>\$920,000</b>	<b>\$0</b>	<b>\$0</b>	<b>\$0</b>	<b>\$0</b>	<b>\$920,000</b>
<b>TOTAL REPROGRAMMED</b>	<b>\$2,500,000</b>	<b>\$0</b>	<b>\$0</b>	<b>\$0</b>	<b>\$0</b>	<b>\$2,500,000</b>
<b>TOTAL PROGRAMMED</b>	<b>\$429,138,000</b>	<b>\$533,838,233</b>	<b>\$632,933,003</b>	<b>\$781,794,003</b>	<b>\$449,133,003</b>	<b>\$2,826,836,242</b>

# CHICAGO TRANSIT AUTHORITY

## Proposed FY 2001-2005 Capital Program (thousands of dollars)

<u>Proj. #</u>	<u>Title</u>	<u>Funded</u>	<u>2001</u>	<u>2002</u>	<u>2003</u>	<u>2004</u>	<u>2005</u>	<u>Year Fundin</u>	<u>Outyear</u>	<u>Project Total</u>
<b>BUS PROJECTS</b>										
<u>Rolling Stock</u>										
021.803	Perform Bus Maintenance Activities (TC)	0	3,120	5,000	5,000	5,000	5,000	23,120	0	23,120
021.804	Perform Mid-Life Bus Overhaul	0	5,099	9,270	4,058	0	0	18,426	0	18,426
021.808	Perform Bus Overhaul for TMC Buses	13,792	6,798	3,151	0	0	0	9,949	0	23,741
031.043	Purchase Artic Buses	33,826	35,381	34,000	0	0	0	69,381	0	103,206
031.045	Replace Buses - 490 TMC	0	0	0	600	0	66,000	66,600	67,980	134,580
031.049	Replace Buses - 467 Flx	0	600	0	0	63,045	63,045	126,690	0	126,690
101.005	Replace Bus Fareboxes	731	0	39,000	0	0	0	39,000	0	39,731
201.008	Purchase Up To 7 Hybrid Electric Buses (CM)	<u>100</u>	<u>3,000</u>	<u>0</u>	<u>0</u>	<u>0</u>	<u>0</u>	<u>3,000</u>	<u>0</u>	<u>3,100</u>
	<b>Sub-Total</b>	<b>48,449</b>	<b>53,997</b>	<b>90,421</b>	<b>9,658</b>	<b>68,045</b>	<b>134,045</b>	<b>356,166</b>	<b>67,980</b>	<b>472,595</b>
<u>Stations &amp; Passenger Facilities</u>										
042.821	Improve Bus Turnarounds	0	618	637	656	675	696	3,281	0	3,281
090.021	Install Bike Racks on Buses	0	2,500	0	0	0	0	2,500	0	2,500
172.009	Rehab Bus Bridge - 69th/Dan Ryan	250	2,318	0	0	0	0	2,318	0	2,568
172.010	Rehab Bus Bridge - 95th/Dan Ryan	<u>250</u>	<u>2,318</u>	<u>0</u>	<u>0</u>	<u>0</u>	<u>0</u>	<u>2,318</u>	<u>0</u>	<u>2,568</u>
	<b>Sub-Total</b>	<b>500</b>	<b>7,753</b>	<b>637</b>	<b>656</b>	<b>675</b>	<b>696</b>	<b>10,416</b>	<b>0</b>	<b>10,916</b>
<u>Support Facilities &amp; Equipment</u>										
073.056	Reconstruct Bus Garage	400	0	4,244	0	51,773	0	56,017	0	56,417
081.023	Upgrade Bus Washers and Trash Collection	714	0	5,835	0	0	0	5,835	0	6,549
084.810	Purchase Equipment - Bus	<u>0</u>	<u>1,563</u>	<u>707</u>	<u>728</u>	<u>750</u>	<u>773</u>	<u>4,522</u>	<u>0</u>	<u>4,522</u>
	<b>Sub-Total</b>	<b>1,114</b>	<b>1,563</b>	<b>10,786</b>	<b>728</b>	<b>52,524</b>	<b>773</b>	<b>66,374</b>	<b>0</b>	<b>67,489</b>
<b>RAIL PROJECTS</b>										
<u>Acquisitions/Extensions</u>										
194.115	CTA Ravenswood Line New Start	11,740	11,000	18,750	125,000	125,000	20,250	300,000	0	311,740
194.117	Rehab CTA Douglas Branch New Start	18,659	95,795	100,000	100,000	98,861	0	394,656	0	413,315
194.817	Rehab CTA Douglas Branch Debt Service	0	10,500	12,500	12,500	12,500	14,500	62,500	0	62,500
194.917	Rehab CTA Douglas Branch Initial-Rehab N	<u>3,850</u>	<u>0</u>	<u>3,713</u>	<u>0</u>	<u>0</u>	<u>0</u>	<u>3,713</u>	<u>0</u>	<u>7,563</u>
	<b>Sub-Total</b>	<b>34,249</b>	<b>117,295</b>	<b>134,963</b>	<b>237,500</b>	<b>236,361</b>	<b>34,750</b>	<b>760,869</b>	<b>0</b>	<b>795,118</b>
<u>Miscellaneous</u>										
053.004	Rail Service Management System	0	0	3,183	0	0	0	3,183	40,575	43,757
124.101	Improve SCADA Operational System	800	824	424	0	0	0	1,248	0	2,048
124.102	Implement SCADA Radio Back-Up System	0	824	0	0	0	0	824	0	824
202.201	North-South Rail Capacity Study	<u>0</u>	<u>773</u>	<u>0</u>	<u>0</u>	<u>0</u>	<u>0</u>	<u>773</u>	<u>0</u>	<u>773</u>
	<b>Sub-Total</b>	<b>800</b>	<b>2,421</b>	<b>3,607</b>	<b>0</b>	<b>0</b>	<b>0</b>	<b>6,028</b>	<b>40,575</b>	<b>47,402</b>
<u>Electric, Signal, Communications</u>										
121.016	Replace Substation and Subway Power Dist	0	0	2,122	13,113	0	0	15,235	0	15,235
121.017	Replace Skokie Power Distribution	500	0	5,835	0	0	0	5,835	0	6,335
121.840	Substation Renovation Program	0	2,060	0	0	11,807	0	13,867	18,639	32,505
161.018	Replace Signal System And Rail - Congress	4,000	0	0	70,089	0	32,326	102,416	0	106,416
161.022	Implement Workers Ahead Warning System	<u>2,222</u>	<u>0</u>	<u>811</u>	<u>887</u>	<u>0</u>	<u>0</u>	<u>1,698</u>	<u>0</u>	<u>3,920</u>
	<b>Sub-Total</b>	<b>6,722</b>	<b>2,060</b>	<b>8,768</b>	<b>84,089</b>	<b>11,807</b>	<b>32,326</b>	<b>139,050</b>	<b>18,639</b>	<b>164,411</b>
<u>Track &amp; Structure</u>										
171.133	Repair Track and Structure Defects (TC)	0	3,729	0	0	0	0	3,729	0	3,729
171.035	Renew Structure - Logan Square Connector	43,412	5,263	4,658	0	0	0	9,921	0	53,333

# CHICAGO TRANSIT AUTHORITY

## Proposed FY 2001-2005 Capital Program (thousands of dollars)

<u>Proj. #</u>	<u>Title</u>	<u>Funded</u>	<u>2001</u>	<u>2002</u>	<u>2003</u>	<u>2004</u>	<u>2005</u>	<u>Year Fundin</u>	<u>Outyear</u>	<u>Project Total</u>
171.107	Rehab Structure - South Loop	14,670	0	5,305	0	0	0	5,305	0	19,975
171.215	Replace Flange Angles - North Main Line	1,500	4,447	4,083	3,278	3,377	0	15,184	0	16,684
171.216	Replace Flange Angles - Ravenswood	3,000	6,270	6,365	6,556	6,753	3,377	29,321	0	32,321
173.022	Rehab Viaducts & Retaining Walls - Purple I	0	0	6,719	0	5,628	19,930	32,277	0	32,277
173.023	North Main Line Concrete Structures & Stati	0	670	2,984	6,144	12,522	70,136	92,456	51,689	144,145
181.040	Replace Ties - North Main Line	1,900	3,542	6,008	6,273	6,456	0	22,278	0	24,178
181.041	Replace Ties - State Subway	0	0	0	0	2,251	0	2,251	32,460	34,711
181.045	Upgrade Track - Addison to O'Hare - O'Hare	1,003	(0)	0	0	19,134	9,758	28,892	0	29,894
181.810	Renew R.O.W. - Systemwide	9,977	2,251	2,300	2,534	2,610	2,534	12,228	0	22,205
182.040	Replace Ties - Ravenswood	3,000	3,013	2,487	2,155	1,617	0	9,272	0	12,272
186.025	Renew Dan Ryan Special Work	0	1,545	0	16,391	0	0	17,936	0	17,936
187.045	Footwalk Renewal	<u>1,000</u>	<u>1,030</u>	<u>1,061</u>	<u>1,093</u>	<u>1,126</u>	<u>5,628</u>	<u>9,937</u>	<u>0</u>	<u>10,937</u>
	<b>Sub-Total</b>	<b>79,462</b>	<b>31,760</b>	<b>41,970</b>	<b>44,423</b>	<b>61,471</b>	<b>111,362</b>	<b>290,986</b>	<b>84,149</b>	<b>454,597</b>
	<b><u>Rolling Stock</u></b>									
022.901	Perform Rail Car "C" Overhaul	0	17,090	18,540	19,096	19,888	20,484	95,098	0	95,098
022.906	Perform Rail Car Maintenance Activities (TC	0	6,880	5,000	5,000	5,000	5,000	26,880	0	26,880
132.030	Rehab Up To 598 Rail Cars - Mid-life (2600's	237,479	109,183	18,000	0	0	0	127,183	0	364,662
132.055	Implement Test Cars For New Technology	0	0	10,609	0	0	0	10,609	0	10,609
132.056	Replace 142 Rail Cars (2200's)	<u>1,000</u>	<u>0</u>	<u>31,233</u>	<u>45,860</u>	<u>131,313</u>	<u>0</u>	<u>208,406</u>	<u>0</u>	<u>209,406</u>
	<b>Sub-Total</b>	<b>238,479</b>	<b>133,153</b>	<b>83,382</b>	<b>69,956</b>	<b>156,201</b>	<b>25,484</b>	<b>468,176</b>	<b>0</b>	<b>706,655</b>
	<b><u>Stations &amp; Passengers Facilities</u></b>									
124.103	Install RTU's at Stations/SCADA	2,600	1,648	0	0	0	0	1,648	0	4,248
141.014	Reconstruct Rail Station and Associated Trac	2,900	0	2,122	32,782	0	0	34,904	0	37,804
141.020	Reconstruct Rail Station - Lawrence/Howard	0	1,030	0	6,556	0	0	7,586	0	7,586
141.050	Reconstruct Rail Station - Sheridan/Howard	0	0	0	0	2,251	0	2,251	28,988	31,239
141.051	Reconstruct Rail Station - 95th/Dan Ryan	0	0	0	5,305	0	0	5,305	40,756	46,060
141.052	Reconstruct Rail Station - Howard/Red Line	3,800	0	28,750	0	0	0	28,750	0	32,550
141.202	Reconstruct Rail Station - 47th/Dan Ryan	0	0	1,061	0	15,757	0	16,818	0	16,818
141.203	Reconstruct Rail Station - 63rd/Dan Ryan	0	0	1,061	0	15,757	0	16,818	0	16,818
141.204	Reconstruct Rail Station - 69th/Dan Ryan	1,000	0	14,853	0	0	0	14,853	0	15,853
141.206	Reconstruct Rail Station - 87th/Dan Ryan	1,000	0	14,853	0	0	0	14,853	0	15,853
141.208	Reconstruct Rail Station - 22nd/Cermak/Dan	0	0	0	0	1,126	0	1,126	16,233	17,359
141.209	Reconstruct Rail Station - Garfield/Dan Ryar	0	0	0	0	1,126	0	1,126	16,233	17,359
141.225	Reconstruct Rail Station - Belmont/O'Hare	0	0	0	983	0	13,506	14,490	0	14,490
141.228	Reconstruct Rail Station - Irving Park/O'Hare	0	0	0	983	0	13,506	14,490	0	14,490
141.265	Reconstruct Rail Station - Main/Evanston	0	0	1,061	0	15,757	0	16,818	0	16,818
141.266	Reconstruct Rail Station - Dempster/Evansto	0	0	1,061	0	15,757	0	16,818	0	16,818
141.269	Reconstruct Rail Station - Oak Park/Congress	0	0	796	0	0	11,593	12,388	0	12,388
141.270	Reconstruct Rail Station - Racine/Congress	0	0	796	0	11,255	0	12,051	0	12,051
141.271	Reconstruct Rail Station - Pulaski/Congress	0	0	796	0	11,255	0	12,051	0	12,051
143.113	Replace Escalators - Subways	0	1,030	0	13,382	0	0	14,412	0	14,412
143.128	Improve Rail Station Public Address System	1,500	0	0	16,391	0	0	16,391	0	17,891
143.160	Upgrade Rail Stations	3,868	3,016	3,183	3,278	3,377	3,478	16,332	0	20,199
143.268	Upgrade Rail Station - Forest Park/Des Plain	0	0	0	0	281	2,814	3,095	0	3,095
	<b>Sub-Total</b>	<b>16,668</b>	<b>6,724</b>	<b>70,390</b>	<b>79,660</b>	<b>93,699</b>	<b>44,897</b>	<b>295,370</b>	<b>102,211</b>	<b>414,248</b>
	<b><u>Support Facilities &amp; Equipment</u></b>									
074.062	Upgrade DesPlaines Shop and Car Washer	0	773	0	8,195	0	0	8,968	0	8,968
074.066	Expand 98th Shop Capacity	150	0	0	1,093	0	0	1,093	46,371	47,614
082.041	Upgrade Car Washer - Rosemont	400	1,648	0	0	0	0	1,648	0	2,048

# CHICAGO TRANSIT AUTHORITY

## Proposed FY 2001-2005 Capital Program (thousands of dollars)

Proj. #	Title	Funded	2001	2002	2003	2004	2005	Year Fundin	Outyear	Project Total
082.047	Upgrade Car Washer - Ashland Yard	500	3,700	0	0	0	0	3,700	0	4,200
084.811	Purchase Equipment - Rail	0	1,563	707	728	750	773	4,522	0	4,522
	<b>Sub-Total</b>	<b>1,050</b>	<b>7,684</b>	<b>707</b>	<b>10,017</b>	<b>750</b>	<b>773</b>	<b>19,931</b>	<b>46,371</b>	<b>67,352</b>

### SYSTEMWIDE PROJECTS

<b>Miscellaneous</b>										
052.012	Implement Control Center Projects	45,396	3,180	4,774	3,183	0	0	11,137	0	56,533
060.810	Implement Computer Systems	0	0	0	6,556	0	6,956	13,512	32,167	45,679
061.810	Upgrade Office Computer Systems	0	1,288	1,326	1,366	1,407	1,449	6,836	0	6,836
062.026	Implement Maintenance Management Infor	3,657	3,605	0	0	0	0	3,605	0	7,262
062.086	Install Centralized Paratransit Reservation S	0	2,100	0	0	0	0	2,100	0	2,100
062.810	Replace Financial Systems	8,881	5,665	6,365	0	0	0	12,030	0	20,912
085.090	Purchase Material Handling Equipment	0	1,414	477	0	0	0	1,891	0	1,891
102.030	Implement Automated Fare Control (AFC) Pr	2,068	3,142	2,334	219	0	0	5,694	11,188	18,950
110.011	Implement Systemwide Signage Program	11,750	0	3,000	3,000	3,000	3,000	12,000	0	23,750
144.011	New Park and Ride Facility 79th and Perry (I	0	573	0	0	0	0	573	0	573
144.012	New Park and Ride Facility 94th and State (I	0	238	0	0	0	0	238	0	238
190.033	Implement Quality Assurance Program	2,579	349	370	393	417	429	1,957	0	4,536
193.810	Miscellaneous & Unanticipated Capital	0	2,429	2,000	2,000	2,000	2,000	10,429	0	10,429
201.007	Implement University Pass Program (CMAQ)	450	300	0	0	0	0	300	0	750
202.191	Implement Corporate Relocation Assistance	400	200	0	0	0	0	200	0	600
202.192	New Employee Program (CMAQ)	200	100	0	0	0	0	100	0	300
202.205	Program Management	0	4,000	4,000	4,000	4,000	0	16,000	0	16,000
202.206	Facility Planning	0	1,097	0	0	0	0	1,097	0	1,097
203.800	Transfer Capital (TC)	0	0	10,353	10,353	10,353	10,353	41,412	0	41,412
	<b>Sub-Total</b>	<b>75,381</b>	<b>29,678</b>	<b>35,000</b>	<b>31,069</b>	<b>21,177</b>	<b>24,187</b>	<b>141,110</b>	<b>43,355</b>	<b>259,847</b>

<b>Support Facilities &amp; Equipment</b>										
070.023	Improve Bus/Rail Facilities (TC)	0	6,624	0	0	0	0	6,624	0	6,624
076.008	Implement Facility Improvements	0	1,298	0	0	0	0	1,298	0	1,298
076.041	Replace/Upgrade Hoists, Escalators, and Ele	0	2,000	2,060	2,122	2,185	2,251	10,618	0	10,618
076.810	Replace/Repair Roofs - Various Locations	4,756	732	754	777	800	824	3,887	0	8,643
084.812	Purchase Facilities Equipment	0	1,563	707	728	628	773	4,400	0	4,400
086.057	Purchase Non-Revenue Vehicles	0	3,731	4,244	4,371	4,502	4,637	21,485	0	21,485
	<b>Sub-Total</b>	<b>4,756</b>	<b>15,948</b>	<b>7,765</b>	<b>7,998</b>	<b>8,116</b>	<b>8,485</b>	<b>48,312</b>	<b>0</b>	<b>53,068</b>

Sub-Total Projects	509,229	410,037	488,396	575,754	710,825	417,777	2,602,788	403,279	3,515,296
Contingencies/Administration	0	19,101	45,442	57,179	70,969	31,356	224,048	0	224,048
<b>Total Programmed</b>	<b>509,229</b>	<b>429,138</b>	<b>533,838</b>	<b>632,933</b>	<b>781,794</b>	<b>449,133</b>	<b>2,826,836</b>	<b>403,279</b>	<b>3,739,344</b>

<b>Deobligated</b>										
076.008	Construct Ancillary Facility (CTA-116-92B)	17,383	(150)	0	0	0	0	(150)	0	17,233
132.048	Convert Rail Cars To One Person Operation	7,059	(225)	0	0	0	0	(225)	0	6,834
172.006	Paint Bridges Yellow & Purple Lines (CTA-1	500	(375)	0	0	0	0	(375)	0	125
172.006	Protective Coating for Bridges (IL-03-0205)	1,700	(900)	0	0	0	0	(900)	0	800
201.004	Facility Improvement - Fuel Cell Bus (IL-90-	3,000	(850)	0	0	0	0	(850)	0	2,150
	<b>Sub-Total</b>	<b>29,642</b>	<b>(2,500)</b>	<b>0</b>	<b>0</b>	<b>0</b>	<b>0</b>	<b>(2,500)</b>	<b>0</b>	<b>27,142</b>

<b>Total New Funds</b>	<b>426,638</b>	<b>533,838</b>	<b>632,933</b>	<b>781,794</b>	<b>449,133</b>	<b>2,824,336</b>	<b>403,279</b>	<b>3,227,615</b>
------------------------	----------------	----------------	----------------	----------------	----------------	------------------	----------------	------------------





## CHICAGO TRANSIT AUTHORITY FY 2001 - 2005 CAPITAL PROGRAM

**PROJECT:** 021.804

**CATEGORY:** BUS-ROLLING STOCK

**PROJECT TITLE:** Perform Mid-Life Bus Overhaul

**DESCRIPTION/JUSTIFICATION:**

FY 2001 - 2005 funding will provide for the implementation of the ongoing Mid-Life Overhaul of Buses. Funding requirements will vary depending on the number of buses eligible for overhaul in the 5th to 7th year.

CTA has embarked on an aggressive Bus Preventive Maintenance Program to schedule replacement of parts nearing the end of their useful life before they fail. Most of this effort will center on the Mid-Life Overhaul of buses in their 5th to 7th year. This program will have many benefits. By investing in a Preventive Maintenance Program centered on the timely overhaul and replacement of buses, CTA will improve the comfort, quality, and reliability of its service while reducing operating expenses. As more buses are cycled through the Mid-Life Overhaul Program, unscheduled maintenance on buses will be significantly reduced.

**FINANCIAL SUMMARY:**

<b>GRANTS</b>				<b>EXPENDITURES</b>		<b>OBLIGATIONS</b>	
Funded	\$ 0	2001	\$ 5,098,500	\$ 5,098,500			
Pending							
	FY 2000 0	2002	9,270,000	9,270,000			
	FY 2001 5,098,500	2003	4,057,943	4,057,943			
	FY 2002 9,270,000	2004	0	0			
	FY 2003 4,057,943	2005	0	0			
	FY 2004 0	2006	0	0			
	FY 2005 0						
	Total \$ 18,426,443		\$ 18,426,443	18,426,443			\$ 18,426,443
FY 2001-2005	Program \$ 18,426,443						

## CHICAGO TRANSIT AUTHORITY FY 2001 - 2005 CAPITAL PROGRAM

**PROJECT:**           021.808                                   **CATEGORY:**           BUS-ROLLING STOCK

**PROJECT TITLE:** Perform Bus Overhaul for TMC Buses

**DESCRIPTION/JUSTIFICATION:**

FY 2001 - 2005 funding will provide for the implementation of the ongoing life-extending Overhaul of TMC Buses.

CTA has embarked on an aggressive Bus Preventive Maintenance Program to schedule replacement of parts nearing the end of their useful life before they fail. This effort will extend the useful life of the TMC buses by 5 to 7 years to stabilize our bus replacement and maintenance programs.

**FINANCIAL SUMMARY:**

<b>GRANTS</b>		<b>EXPENDITURES</b>		<b>OBLIGATIONS</b>
Funded	\$ 13,791,992	2001	\$ 6,798,000	\$ 6,798,000
Pending		2002	3,150,873	3,150,873
	FY 2000           0	2003	0	0
	FY 2001           6,798,000	2004	0	0
	FY 2002           3,150,873	2005	0	0
	FY 2003           0	2006	0	0
	FY 2004           0			
	FY 2005           0			
	Total           \$ 23,740,865		\$ 9,948,873	\$ 9,948,873
FY 2001-2005	Program   \$ 9,948,873			

**CHICAGO TRANSIT AUTHORITY FY 2001 - 2005 CAPITAL PROGRAM**

**PROJECT:** 022.901 **CATEGORY:** RAIL-ROLLING STOCK

**PROJECT TITLE:** Perform Rail Car "C" Overhaul

**DESCRIPTION/JUSTIFICATION:**

FY 2001-2005 funding will provide for implementation of the ongoing "C" overhaul preventive maintenance overhaul program.

CTA has embarked on an aggressive Rail Preventative Maintenance Program to schedule replacement of parts nearing the end of their useful life before they fail. Examples of items to be replaced are control groups, air conditioning units, and truck assemblies including traction motors, brake calipers, and axle assemblies. This effort will center on "C" level overhaul at 6 and 18 years, and a mid-life ("D" level) overhaul at 12 to 13 years. By performing these scheduled maintenance activities and replacing rail cars at the appropriate time, generally at 25 years of age, CTA will improve the comfort, quality, and service reliability of the rail cars while reducing operating maintenance costs. As more rail cars are cycled through the overhaul program, unscheduled maintenance will be significantly reduced.

**FINANCIAL SUMMARY:**

<b>GRANTS</b>		<b>EXPENDITURES</b>	<b>OBLIGATIONS</b>
Funded	\$ 0	2001 \$ 17,089,653	\$ 17,089,653
Pending			
	FY 2000 0	2002 18,540,000	18,540,000
	FY 2001 17,089,653	2003 19,096,200	19,096,200
	FY 2002 18,540,000	2004 19,887,631	19,887,631
	FY 2003 19,096,200	2005 20,484,246	20,484,246
	FY 2004 19,887,631	2006 0	0
	FY 2005 20,484,246		
	<hr/> Total \$ 95,097,730	<hr/> \$ 95,097,730	<hr/> \$ 95,097,730
FY 2001-2005	Program \$ 95,097,730		

## CHICAGO TRANSIT AUTHORITY FY 2001 - 2005 CAPITAL PROGRAM

**PROJECT:**           022.906                               **CATEGORY:**       RAIL-ROLLING STOCK

**PROJECT TITLE:** Perform Rail Car Maintenance Activities (TC)

**DESCRIPTION/JUSTIFICATION:**

FY 2001-2005 funding will provide for the ongoing repair of rail cars. Maintenance costs will stabilize as more rail cars are cycled through the preventive maintenance overhaul program.

CTA has embarked on an aggressive rail preventative maintenance program to schedule replacement of parts nearing the end of their useful life before they fail. This effort will center on "C" level overhauls at 6 to 18 years, and a mid-life ("D" level) overhaul at 12 to 13 years. By performing these maintenance activities and replacing rail cars at the appropriate time, generally at 25 years of age, CTA will improve the comfort, quality, and service reliability of the rail cars while reducing operating maintenance costs. As more rail cars are cycled through the overhaul program, unscheduled maintenance will be significantly reduced.

**FINANCIAL SUMMARY:**

<b>GRANTS</b>			<b>EXPENDITURES</b>			<b>OBLIGATIONS</b>		
Funded	\$	0	2001	\$	6,880,434	\$	6,880,434	
Pending	FY 2000	0	2002		5,000,000		5,000,000	
	FY 2001	6,880,434	2003		5,000,000		5,000,000	
	FY 2002	5,000,000	2004		5,000,000		5,000,000	
	FY 2003	5,000,000	2005		5,000,000		5,000,000	
	FY 2004	5,000,000	2006		0		0	
	FY 2005	5,000,000						
	Total	\$ 26,880,434		\$	26,880,434	\$	26,880,434	
FY 2001-2005	Program	\$ 26,880,434						

## CHICAGO TRANSIT AUTHORITY FY 2001 - 2005 CAPITAL PROGRAM

**PROJECT:**           031.043                                   **CATEGORY:**           BUS-ROLLING STOCK

**PROJECT TITLE:** Purchase Artic Buses

**DESCRIPTION/JUSTIFICATION:**

Purchase and place into service up to approximately 200 fully accessible, air conditioned Articulated buses, including a spare parts inventory.

Prior funding provided for the purchase of up to 75 Articulated buses. 75 Articulated buses manufactured by M.A.N in 1982, that are still in service, will be replaced. These buses reached their industry standard retirement age of 12 years in 1994. The new buses will be air conditioned and fully accessible. Continued operation of these overage M.A.N. buses imposes unnecessarily high maintenance and operating costs on the CTA and reduces service reliability for our riders. 125 additional buses will be purchased to expand CTA's fleet to accommodate passenger and service increases on high volume routes.

**FINANCIAL SUMMARY:**

<b>GRANTS</b>		<b>EXPENDITURES</b>		<b>OBLIGATIONS</b>
Funded	\$       33,825,677	2001	\$       707,615	\$       35,380,753
Pending		2002		
	FY 2000           0	2003	30,753,640	34,000,000
	FY 2001       35,380,753	2004	33,499,498	0
	FY 2002       34,000,000	2005	4,420,000	0
	FY 2003           0	2006	0	0
	FY 2004           0		0	0
	FY 2005           0			
	<u>Total</u> \$       103,206,430		<u>\$       69,380,753</u>	<u>\$       69,380,753</u>
FY 2001-2005	Program   \$       69,380,753			

## CHICAGO TRANSIT AUTHORITY FY 2001 - 2005 CAPITAL PROGRAM

**PROJECT:** 031.045

**CATEGORY:** BUS-ROLLING STOCK

**PROJECT TITLE:** Replace Buses - 490 TMC

**DESCRIPTION/JUSTIFICATION:**

Purchase and place into service up to 490 fully accessible, air conditioned forty foot buses, including a spare parts inventory.

Initial funding will provide for design and specification development for the purchase of up to 490 buses. Approximately 50% of the bus procurement is funded in the five year capital program. The remaining amount is funded beyond the five- year period.

These buses were received in 1991 and will reach the industry standard retirement age of 12 years in 2003. An overhaul program (project 021.808) will extend the life of the TMC buses to allow for a more affordable procurement schedule of approximately 200 buses per year. The CTA is scheduled to replace these buses in fiscal year 2006 and 2007.

**FINANCIAL SUMMARY:**

GRANTS				EXPENDITURES				OBLIGATIONS
Funded	\$	0	2001	\$	0	\$	0	
Pending								
	FY 2000	0	2002		0		0	
	FY 2001	0	2003		12,000		600,000	
	FY 2002	0	2004		510,000		0	
	FY 2003	600,000	2005		66,078,000		66,000,000	
	FY 2004	0	2006		0		0	
	FY 2005	66,000,000						
	Total	\$ 66,600,000			\$ 66,600,000		\$ 66,600,000	
FY 2001-2005	Program	\$ 66,600,000						

## CHICAGO TRANSIT AUTHORITY FY 2001 - 2005 CAPITAL PROGRAM

**PROJECT:** 031.049

**CATEGORY:** BUS-ROLLING STOCK

**PROJECT TITLE:** Replace Buses - 467 Flx

**DESCRIPTION/JUSTIFICATION:**

Purchase and place into service up to 467 fully accessible, air conditioned forty foot buses, including a spare parts inventory.

Initial funding will provide for specification development for the purchase of up to 467 buses. Funding to purchase the buses will occur in FY 2004 and 2005.

Buses manufactured by Flxible in 1991 will be replaced. These buses reach the industry standard retirement age of 12 years in 2003. The new buses will be air conditioned and accessible to the disabled. Procurement of replacement vehicles is scheduled at 200 to 250 buses per year.

**FINANCIAL SUMMARY:**

<b>GRANTS</b>		<b>EXPENDITURES</b>		<b>OBLIGATIONS</b>	
Funded	\$ 0	2001	\$ 12,000	\$	600,000
Pending	0	2002	510,000		0
	600,000	2003	78,000		0
	0	2004	1,260,900		63,045,000
	0	2005	116,633,250		63,045,000
	63,045,000	2006	8,195,850		0
	63,045,000				
Total	\$ 126,690,000		\$ 126,690,000	\$	126,690,000
FY 2001-2005	\$ 126,690,000				
Program					

## CHICAGO TRANSIT AUTHORITY FY 2001 - 2005 CAPITAL PROGRAM

**PROJECT:** 042.821 **CATEGORY:** BUS-STATIONS & PASSENGER FACILITIES

**PROJECT TITLE:** Improve Bus Turnarounds

**DESCRIPTION/JUSTIFICATION:**

Improve bus turnarounds throughout the CTA's service, area as required, including pavement, lighting, improve landscaping, add or rehab toilets

FY 2001 funding will provide for the upgrade of the Belmont/Halsted and Grand/Nordica bus turnarounds. Future funding will target other locations.

Some of the Authority's bus turnarounds are in a state of disrepair, due to age and normal usage. Deteriorated and potholed roadways cause damage to vehicles and can cause unsafe operating conditions. Additionally, many operator toilet facilities are in need of upgrading. The rundown appearance of these turnarounds can be detrimental to the adjoining community and CTA's customers and employees.

**FINANCIAL SUMMARY:**

<b>GRANTS</b>			<b>EXPENDITURES</b>		<b>OBLIGATIONS</b>		
Funded	\$	0	2001	\$	185,400	\$	618,000
Pending							
	FY 2000	0			623,562		636,540
	FY 2001	618,000			642,269		655,636
	FY 2002	636,540			661,537		675,305
	FY 2003	655,636			681,383		695,564
	FY 2004	675,305			486,894		0
	FY 2005	695,564					
	Total	\$ 3,281,045		\$	3,281,045	\$	3,281,045
FY 2001-2005	Program	\$ 3,281,045					



## CHICAGO TRANSIT AUTHORITY FY 2001 - 2005 CAPITAL PROGRAM

**PROJECT:** 052.012 **CATEGORY:** SYSTEM-MISCELLANEOUS

**PROJECT TITLE:** Implement Control Center Projects

**DESCRIPTION/JUSTIFICATION:**

Funding will provide for planned improvements over the next five years that will enhance the existing Bus Emergency Communication System/Bus Service Management System communication and control system.

Prior funding provided for the purchase of the Bus Emergency Communication System and the initial implementation and demonstration of the Bus Service Management System including bus radios, antennas and control center hardware/software. FY 2001 funding will provide for Control Center enhancements to support the bus communication system. Future funding beyond the five year period will be required to upgrade the control center to support the proposed Rail Service Management System project.

Additional improvement projects being considered over the next five years include: supplemental funding for the Bus Service Management System expansion, Active Bus Stop Signs (expansion), Half Channel Radio Expansion and Mobile Data Terminal (MDT) installation on non-revenue vehicles. The MDT's for non-revenue vehicles will allow security, supervisory and support personnel and equipment to respond more effectively to situations affecting bus service. The purpose of installing MDT's are twofold: one, to locate the closest support vehicles and two, to assist the vehicles in locating the bus requiring service.

**FINANCIAL SUMMARY:**

<b>GRANTS</b>		<b>EXPENDITURES</b>		<b>OBLIGATIONS</b>
Funded	\$ 45,396,023	2001	\$ 63,600	\$ 3,180,000
Pending	FY 2000 0	2002	2,321,481	4,774,050
	FY 2001 3,180,000	2003	4,295,889	3,182,700
	FY 2002 4,774,050	2004	3,564,624	0
	FY 2003 3,182,700	2005	891,156	0
	FY 2004 0	2006	0	0
	FY 2005 0			
Total	\$ 56,532,773		\$ 11,136,750	\$ 11,136,750

FY 2001-2005 Program \$ 11,136,750

## CHICAGO TRANSIT AUTHORITY FY 2001 - 2005 CAPITAL PROGRAM

**PROJECT:** 053.004 **CATEGORY:** RAIL-MISCELLANEOUS

**PROJECT TITLE:** Rail Service Management System

**DESCRIPTION/JUSTIFICATION:**

Design and install new equipment to replace and upgrade the current Rail Radio System, including new communications infrastructure and software.

Initial funding is for design. Future funding, beyond the next five years will be required to purchase and install the equipment.

CTA's twenty year old rail radio system has occasionally hampered rail control operations and the delivery of service to the public. Clear, reliable radio communication, coupled with train dispatch and monitoring, is essential for safe and efficient operation of a modern rail system.

Maintenance problems, combined with a limited channel capacity, have produced an inconsistent level of communication between rail system personnel and the Control Center. This situation can hamper service restoration during disruptions, and potentially, the delivery of police and/or fire services in an emergency situation. The new system will provide clear communications, computer aided management of rail operations, and enhanced communication to the Police and Fire Departments.

**FINANCIAL SUMMARY:**

<b>GRANTS</b>			<b>EXPENDITURES</b>			<b>OBLIGATIONS</b>		
Funded	\$	0	2001	\$	0	\$	0	
Pending	FY 2000	0	2002		63,654		3,182,700	
	FY 2001	0	2003		2,864,430		0	
	FY 2002	3,182,700	2004		254,616		0	
	FY 2003	0	2005		0		0	
	FY 2004	0	2006		0		0	
	FY 2005	0						
	Total	\$ 3,182,700		\$	3,182,700	\$	3,182,700	
FY 2001-2005	Program	\$ 3,182,700						



## CHICAGO TRANSIT AUTHORITY FY 2001 - 2005 CAPITAL PROGRAM

**PROJECT:** 060.810

**CATEGORY:** SYSTEM-MISCELLANEOUS

**PROJECT TITLE:** Implement Computer Systems

**DESCRIPTION/JUSTIFICATION:**

Purchase hardware and software to implement new and upgraded data processing systems.

Computer systems, over time, reach their capacity or become outdated and consequently need to be upgraded or replaced. Existing and projected information demands require new applications and will be best met by systems with faster speed and greater reliability and efficiency.

**FINANCIAL SUMMARY:**

<b>GRANTS</b>			<b>EXPENDITURES</b>		<b>OBLIGATIONS</b>
Funded		\$ 0	2001	\$ 0	\$ 0
Pending	FY 2000	0	2002	0	0
	FY 2001	0	2003	131,127	6,556,362
	FY 2002	0	2004	6,425,235	0
	FY 2003	6,556,362	2005	139,113	6,955,639
	FY 2004	0	2006	6,816,526	0
	FY 2005	6,955,639			
	Total	<u>\$ 13,512,001</u>		<u>\$ 13,512,001</u>	<u>\$ 13,512,001</u>
FY 2001-2005	Program	\$ 13,512,001			

# CHICAGO TRANSIT AUTHORITY FY 2001 - 2005 CAPITAL PROGRAM

**PROJECT:** 061.810 **CATEGORY:** SYSTEM-MISCELLANEOUS

**PROJECT TITLE:** Upgrade Office Computer Systems

**DESCRIPTION/JUSTIFICATION:**

Purchase and install new office computer data processor hardware and software.

CTA operates over 1,500 desktop computers with many linked into Local Area Networks (LAN's) for efficiency of data transfer and team analysis. These funds will permit CTA to change out its equipment in a timely fashion, consistent with sound business practice.

**FINANCIAL SUMMARY:**

GRANTS			EXPENDITURES		OBLIGATIONS	
Funded		\$ 0	2001	\$ 25,750	\$	1,287,500
Pending	FY 2000	0	2002	1,288,273		1,326,125
	FY 2001	1,287,500	2003	1,326,921		1,365,909
	FY 2002	1,326,125	2004	1,366,728		1,406,886
	FY 2003	1,365,909	2005	1,407,730		1,449,091
	FY 2004	1,406,886	2006	1,420,109		0
	FY 2005	1,449,091				
	Total	\$ 6,835,511		\$ 6,835,511	\$	6,835,511
FY 2001-2005	Program	\$ 6,835,511				

## CHICAGO TRANSIT AUTHORITY FY 2001 - 2005 CAPITAL PROGRAM

**PROJECT:** 062.026    **CATEGORY:** SYSTEM-MISCELLANEOUS

**PROJECT TITLE:** Implement Maintenance Management Information System

**DESCRIPTION/JUSTIFICATION:**

Implement a maintenance shop management system to support daily shop activities at Skokie Shops (rail) and South Shops (bus). This totally integrated maintenance and shop control system will interface with accounts payable, purchase order and inventory management systems to provide real time status of maintenance and material costs.

The Maintenance Management System will enable CTA to efficiently manage its major shop functions. Material, maintenance, operating, purchased item inventory costs and personnel productivity will be monitored, so that informed management decisions can be made regarding vehicle component purchases versus in house rebuilding. CTA will also be capable of tracking the failure rates of components. This system will be coordinated with the implementation of a new enterprise financial system (Project 062.810).

**FINANCIAL SUMMARY:**

<b>GRANTS</b>		<b>EXPENDITURES</b>	<b>OBLIGATIONS</b>	
Funded	\$ 3,656,968	2001	\$ 72,100	\$ 3,605,000
Pending				
FY 2000	0	2002	3,244,500	0
FY 2001	3,605,000	2003	288,400	0
FY 2002	0	2004	0	0
FY 2003	0	2005	0	0
FY 2004	0	2006	0	0
FY 2005	0			
Total	\$ 7,261,968		\$ 3,605,000	\$ 3,605,000
FY 2001-2005 Program	\$ 3,605,000			

## CHICAGO TRANSIT AUTHORITY FY 2001 - 2005 CAPITAL PROGRAM

**PROJECT:** 062.086 **CATEGORY:** SYSTEM-MISCELLANEOUS

**PROJECT TITLE:** Install Centralized Paratransit Reservation System

**DESCRIPTION/JUSTIFICATION:**

Develop a centralized reservation, scheduling, and dispatching system for CTA's Paratransit service program.

Centralizing the reservations, scheduling, and dispatching functions for the CTA's Paratransit Department will create a fair, systematic means of scheduling rides among the private carriers. Frequent customer complaints regarding private carrier handling of reservation and dispatch activities will be reduced when this system is fully implemented. Centralizing this function will also improve CTA's ability to track and control costs.

**FINANCIAL SUMMARY:**

<b>GRANTS</b>		<b>EXPENDITURES</b>		<b>OBLIGATIONS</b>	
Funded	\$ 0	2001	\$ 42,000	\$	2,100,000
Pending					
	FY 2000 0		2002 1,890,000		0
	FY 2001 2,100,000		2003 168,000		0
	FY 2002 0		2004 0		0
	FY 2003 0		2005 0		0
	FY 2004 0		2006 0		0
	FY 2005 0				
	Total \$ 2,100,000		\$ 2,100,000	\$	2,100,000
FY 2001-2005	Program \$ 2,100,000				



# CHICAGO TRANSIT AUTHORITY FY 2001 - 2005 CAPITAL PROGRAM

**PROJECT:** 062.810 **CATEGORY:** SYSTEM-MISCELLANEOUS

**PROJECT TITLE:** Replace Financial Systems

**DESCRIPTION/JUSTIFICATION:**

Replace CTA's outmoded financial systems with a modern suite of financial systems.

CTA currently operates a collection of customized financial applications developed over the past fifteen years. This includes the accounts receivable, accounts payable, general ledger, and payroll systems. This project seeks to replace these systems with modern, industry-standard enterprise applications.

This new enterprise system will also be capable of allowing interfaces from other industry-standard computer software systems used to manage inventory, maintenance, labor and parts. The current system was implemented over a period of years and is highly customized, which makes it expensive and difficult to maintain or enhance. A new system will be more seamlessly integrated and can more easily and inexpensively support the CTA's business needs.

**FINANCIAL SUMMARY:**

GRANTS		EXPENDITURES	OBLIGATIONS
Funded	\$ 8,881,207	2001 \$ 113,300	\$ 5,665,000
Pending	FY 2000 0	2002 5,225,808	6,365,400
	FY 2001 5,665,000	2003 6,182,060	0
	FY 2002 6,365,400	2004 509,232	0
	FY 2003 0	2005 0	0
	FY 2004 0	2006 0	0
	FY 2005 0		
Total	\$ 20,911,607	\$ 12,030,400	\$ 12,030,400
FY 2001-2005	Program \$ 12,030,400		



## CHICAGO TRANSIT AUTHORITY FY 2001 - 2005 CAPITAL PROGRAM

**PROJECT:**           073.056                                   **CATEGORY:**           BUS-SUPPORT FACILITIES & EQUIPMENT

**PROJECT TITLE:** Reconstruct Bus Garage

**DESCRIPTION/JUSTIFICATION:**

Design and construction of a bus storage and maintenance facility to replace one of CTA's four oldest bus garages.

Within the FY 2000 - 2005 Capital Program, CTA intends to replace one of its oldest garages. CTA will be conducting a garage needs study funded in FY 2000. This study will determine the most appropriate garage to replace first and identify whether to replace the garage on its current site, or at an alternative site.

This new facility will have adequate space to provide for efficient and modern garage functions, employee parking, and utility vehicle storage. The project will also provide for the furnishings and equipment necessary for the day-to-day bus maintenance operations of a modern garage.

**FINANCIAL SUMMARY:**

<b>GRANTS</b>		<b>EXPENDITURES</b>		<b>OBLIGATIONS</b>	
Funded	\$           400,000	2001	\$                   0	\$	0
Pending	FY 2000           0	2002	1,273,080		4,243,600
	FY 2001           0	2003	2,970,520		0
	FY 2002           4,243,600	2004	15,532,022		51,773,405
	FY 2003           0	2005	36,241,384		0
	FY 2004           51,773,405	2006	0		0
	FY 2005           0				
	Total           \$           56,417,005		\$           56,017,006	\$	56,017,005
FY 2001-2005	Program   \$           56,017,005				

## CHICAGO TRANSIT AUTHORITY FY 2001 - 2005 CAPITAL PROGRAM

**PROJECT:**                      074.062                                      **CATEGORY:**                      RAIL-SUPPORT FACILITIES & EQUIPMENT

**PROJECT TITLE:** Upgrade Des Plaines Shop and Car Washer

**DESCRIPTION/JUSTIFICATION:**

Expand the Des Plaines Shop facility to accommodate maintenance and washing of eight-car train sets.

Funding will provide for design and construction of the expansion of the Des Plaines Shop and installation of a new car washer. Electrical service will be upgraded with the shop expansion.

The current shop was constructed in the 1950's and was designed for 6 car train sets. Eight car train sets must be broken down into 2 and 6 car units, in order to utilize the shop tracks. This time-consuming and labor intensive effort is inefficient and costly. The proposed expansion will allow efficient inspection and maintenance of cars while in 8 car sets. Modern electrical service will provide for power needs of the shop. The shop currently has no indoor washing capability. Installing a new train washer system will allow operations to maintain clean trains even during low temperature conditions.

**FINANCIAL SUMMARY:**

<b>GRANTS</b>			<b>EXPENDITURES</b>		<b>OBLIGATIONS</b>	
Funded	\$	0	2001	\$ 15,450	\$	772,500
Pending						
	FY 2000	0	2002	695,250		0
	FY 2001	772,500	2003	225,709		8,195,453
	FY 2002	0	2004	4,917,272		0
	FY 2003	8,195,453	2005	2,458,636		0
	FY 2004	0	2006	655,636		0
	FY 2005	0				
	Total	\$ 8,967,953		\$ 8,967,953	\$	8,967,953
FY 2001-2005	Program	\$ 8,967,953				

## CHICAGO TRANSIT AUTHORITY FY 2001 - 2005 CAPITAL PROGRAM

**PROJECT:** 074.066 **CATEGORY:** RAIL-SUPPORT FACILITIES & EQUIPMENT

**PROJECT TITLE:** Expand 98th Shop Capacity

**DESCRIPTION/JUSTIFICATION:**

Expand existing shop and related trackwork to provide a shop that better meets current Red Line operational requirements.

Currently we are assessing expansion options in the severely limited space available within the confines of the Dan Ryan Expressway right-of-way. Outyear funds will design a new or expanded shop. Future (post - 2005) funds will be needed to build the improvements.

The south end of the Red Line has no indoor car washing facility and maintenance capacity is severely limited, with one 4-car pit position and two 2-car hoist positions. In contrast, the north end of the Red Line (Howard) has a maintenance capacity for 26 cars. This imbalanced maintenance capability makes it difficult to support operations at both ends of this heavily used line. The total capacity of both shops, 32 cars, is inadequate for this major line.

**FINANCIAL SUMMARY:**

<b>GRANTS</b>		<b>EXPENDITURES</b>		<b>OBLIGATIONS</b>	
Funded	\$ 150,000	2001	\$ 0	\$	0
Pending		2002			
	FY 2000 0	2003	21,855		1,092,727
	FY 2001 0	2004	983,454		0
	FY 2002 0	2005	87,418		0
	FY 2003 1,092,727	2006	0		0
	FY 2004 0				
	FY 2005 0				
	Total \$ 1,242,727		\$ 1,092,727	\$	1,092,727
FY 2001-2005	Program \$ 1,092,727				

## CHICAGO TRANSIT AUTHORITY FY 2001 - 2005 CAPITAL PROGRAM

**PROJECT:** 076.008 **CATEGORY:** SYSTEM-SUPPORT FACILITIES & EQUIPMENT

**PROJECT TITLE:** Implement Facilities Improvements

**DESCRIPTION/JUSTIFICATION:**

Provide for the installation of adequate HVAC systems, enhance security, purchase needed furniture, and other upgrades to CTA's office space in the Merchandise Mart and at other CTA office locations.

The Administrative Services Department receives frequent requests for upgrades to office space at the Merchandise Mart and other CTA office locations. These requests include replacing 40 and 50 year old furniture, upgrades to outdated telephone systems, lighting fixtures, and other improvements to provide an improved work environment.

**FINANCIAL SUMMARY:**

<b>GRANTS</b>		<b>EXPENDITURES</b>		<b>OBLIGATIONS</b>	
Funded	\$ 0	2001	\$ 389,340	\$	1,297,800
Pending	FY 2000 0	2002	908,460		0
	FY 2001 1,297,800	2003	0		0
	FY 2002 0	2004	0		0
	FY 2003 0	2005	0		0
	FY 2004 0	2006	0		0
	FY 2005 0				
Total	\$ 1,297,800		\$ 1,297,800	\$	1,297,800
FY 2001-2005	Program \$ 1,297,800				

## CHICAGO TRANSIT AUTHORITY FY 2001 - 2005 CAPITAL PROGRAM

**PROJECT:** 076.041 **CATEGORY:** SYSTEM-SUPPORT FACILITIES & EQUIPMENT

**PROJECT TITLE:** Replace/Upgrade Hoists, Escalators, and Elevators

**DESCRIPTION/JUSTIFICATION:**

Replace/Upgrade hoists, escalators, and elevators at various locations throughout the system.

Funding will provide for the rehabilitation of garage vehicle maintenance hoists, and rail station escalators and elevators.

Various hoists, escalators, and elevators throughout the system are beyond their service life and are in disrepair, requiring continual maintenance work. These hoists, escalators, and elevators are in poor condition and need to be rehabilitated to insure safe and reliable service.

**FINANCIAL SUMMARY:**

<b>GRANTS</b>		<b>EXPENDITURES</b>		<b>OBLIGATIONS</b>	
Funded	\$ 0	2001	\$ 40,000	\$	2,000,000
Pending	FY 2000 0	2002	2,001,200		2,060,000
	FY 2001 2,000,000	2003	2,061,236		2,121,800
	FY 2002 2,060,000	2004	2,123,073		2,185,454
	FY 2003 2,121,800	2005	2,186,765		2,251,016
	FY 2004 2,185,454	2006	2,205,996		0
	FY 2005 2,251,016				
	Total \$ 10,618,270		\$ 10,618,270	\$	10,618,270
FY 2001-2005	Program \$ 10,618,270				

## CHICAGO TRANSIT AUTHORITY FY 2001 - 2005 CAPITAL PROGRAM

**PROJECT:** 076.810 **CATEGORY:** SYSTEM-SUPPORT FACILITIES & EQUIPMENT

**PROJECT TITLE:** Replace/Repair Roofs - Various Locations

**DESCRIPTION/JUSTIFICATION:**

Replace roofs at various locations: shops, garages, stations and miscellaneous facilities.

This multi-year funding will provide for replacement/repair of roofs at various locations to be identified.

Many roofs are nearing, or are at the end of their service life and require replacement in order to avoid safety hazards and prevent damage to building interiors and roof structures. Future funding will address additional locations.

**FINANCIAL SUMMARY:**

<b>GRANTS</b>		<b>EXPENDITURES</b>		<b>OBLIGATIONS</b>	
Funded	\$ 4,755,803	2001	\$ 732,127	\$	732,127
Pending		2002			
	FY 2000 0	2003	754,091		754,091
	FY 2001 732,127	2004	233,014		776,714
	FY 2002 754,091	2005	783,704		800,015
	FY 2003 776,714	2006	807,215		824,014
	FY 2004 800,015		576,810		0
	FY 2005 824,014				
	<hr/> Total \$ 8,642,764		<hr/> \$ 3,886,961		<hr/> \$ 3,886,961
FY 2001-2005	Program \$ 3,886,961				



## CHICAGO TRANSIT AUTHORITY FY 2001 - 2005 CAPITAL PROGRAM

**PROJECT:** 081.023    **CATEGORY:** BUS-SUPPORT FACILITIES & EQUIPMENT

**PROJECT TITLE:** Upgrade Bus Washer and Trash Collection - Forest Glen

**DESCRIPTION/JUSTIFICATION:**

Design, purchase, and install bus washing and trash collection equipment at the Forest Glen Garage.

Prior funding has provided for design of the bus washers. Future funding will construct the bus washer and trash collection systems.

There are approximately 270 buses assigned to the Forest Glen maintenance and storage facility. This facility currently has one bus washer and no functional trash collection system to dispose of trash removed from buses on a daily basis. Chicago Transit Authority standards require buses to be washed and cleaned daily. The existing bus washing equipment is over 35 years old, costly to repair, and is inadequate to meet the washing need of this facility. The purchase and installation of bus washing equipment and a trash collection system will decrease maintenance costs, increase productivity, and improve the appearance of the bus fleet by permitting all buses at Forest Glen Garage to be washed and cleaned daily.

**FINANCIAL SUMMARY:**

<b>GRANTS</b>		<b>EXPENDITURES</b>		<b>OBLIGATIONS</b>	
Funded	\$	714,212	2001	\$	0
Pending	FY 2000	0	2002		5,834,950
	FY 2001	0	2003		0
	FY 2002	5,834,950	2004		0
	FY 2003	0	2005		0
	FY 2004	0	2006		0
	FY 2005	0			
Total	\$	6,549,162		\$	5,834,950
FY 2001-2005 Program		\$ 5,834,950			

## CHICAGO TRANSIT AUTHORITY FY 2001 - 2005 CAPITAL PROGRAM

**PROJECT:**           082.041                                   **CATEGORY:**           RAIL-SUPPORT FACILITIES & EQUIPMENT

**PROJECT TITLE:** Upgrade Car Washer - Rosemont

**DESCRIPTION/JUSTIFICATION:**

Design and construct an upgraded train car washer system at the Rosemont Shop.

Prior funding provided for design of the expanded rail car washer system. FY 2001 funding will provide for the upgrade of the car washer at the Rosemont Shop to accommodate eight-car trains.

The existing car washer only allows four cars to be washed at one time. The new system will allow for the washing of cars more efficiently, because eight-car train sets will no longer have to be separated into two four-car sets to be washed.

**FINANCIAL SUMMARY:**

<b>GRANTS</b>		<b>EXPENDITURES</b>		<b>OBLIGATIONS</b>
Funded	\$ 400,000	2001	\$ 32,960	\$ 1,648,000
Pending		2002		
	FY 2000           0		988,800	0
	FY 2001           1,648,000	2003	494,400	0
	FY 2002           0	2004	131,840	0
	FY 2003           0	2005	0	0
	FY 2004           0	2006	0	0
	FY 2005           0			
	<hr/> Total           \$ 2,048,000		<hr/> \$ 1,648,000	<hr/> \$ 1,648,000
FY 2001-2005	Program   \$ 1,648,000			



## CHICAGO TRANSIT AUTHORITY FY 2001 - 2005 CAPITAL PROGRAM

**PROJECT:** 084.810 **CATEGORY:** BUS-SUPPORT FACILITIES & EQUIPMENT

**PROJECT TITLE:** Purchase Maintenance Equipment - Bus

**DESCRIPTION/JUSTIFICATION:**

Purchase tools and equipment needed to maintain the bus rolling stock for the CTA system.

Capital eligible equipment purchased under this program will be used to repair rolling stock and maintain elements of the infrastructure in order to support bus operations. Examples of equipment include (2000 costs): hoists (\$30,000), milling machine (\$120,000), floor scrubber (\$35,000), and fork lifts (\$45,000).

**FINANCIAL SUMMARY:**

GRANTS			EXPENDITURES		OBLIGATIONS	
Funded	\$	0	2001	\$ 31,270	\$	1,563,477
Pending	FY 2000	0	2002	1,108,579		707,267
	FY 2001	1,563,477	2003	947,430		728,485
	FY 2002	707,267	2004	722,981		750,340
	FY 2003	728,485	2005	1,502,063		772,849
	FY 2004	750,340	2006	210,095		0
	FY 2005	772,849				
	Total	\$ 4,522,418		\$ 4,522,418	\$	4,522,418
FY 2001-2005	Program	\$ 4,522,418				





## CHICAGO TRANSIT AUTHORITY FY 2001 - 2005 CAPITAL PROGRAM

**PROJECT:** 085.090 **CATEGORY:** SYSTEM-MISCELLANEOUS

**PROJECT TITLE:** Purchase Material Handling Equipment

**DESCRIPTION/JUSTIFICATION:**

Purchase tools and material handling equipment such as Hydraulic Work Platforms and Forklifts needed to support stocking and distribution of parts for repair of CTA's Bus and Rail fleet.

Capital eligible equipment to be purchased will be used to warehouse and deliver parts for repair of rolling stock and maintenance of the infrastructure that supports bus and rail transit operations.

**FINANCIAL SUMMARY:**

<b>GRANTS</b>			<b>EXPENDITURES</b>		<b>OBLIGATIONS</b>
Funded	\$	0	2001	\$ 28,280	\$ 1,413,998
Pending	FY 2000	0	2002	999,347	477,405
	FY 2001	1,413,998	2003	730,103	0
	FY 2002	477,405	2004	133,673	0
	FY 2003	0	2005	0	0
	FY 2004	0	2006	0	0
	FY 2005	0			
	Total	\$ 1,891,403		\$ 1,891,403	\$ 1,891,403
FY 2001-2005	Program	\$ 1,891,403			

## CHICAGO TRANSIT AUTHORITY FY 2001 - 2005 CAPITAL PROGRAM

**PROJECT:** 086.057 **CATEGORY:** SYSTEM-SUPPORT FACILITIES & EQUIPMENT

**PROJECT TITLE:** Purchase Non-Revenue Vehicles

**DESCRIPTION/JUSTIFICATION:**

Purchase, inspect, and place into service a variety of non-revenue vehicles.

FY 2001 funding will provide for the purchase of non-revenue vehicles needed to support Bus and Rail operations.

The non-revenue vehicles to be replaced are overaged. Non-revenue vehicles are essential for maintaining efficient bus and rail operations. Examples of vehicles now in need of replacement include (cost in 2000 dollars): vehicles for street supervision, at a cost of \$23,000 each; bucket vans at \$35,000 each; tractor loaders \$20,000 each; and stake body trucks at \$100,000 each.

**FINANCIAL SUMMARY:**

GRANTS		EXPENDITURES		OBLIGATIONS	
Funded	\$ 0	2001	\$ 74,620	\$	3,730,982
Pending	FY 2000 0	2002	2,696,559		4,243,600
	FY 2001 3,730,982	2003	4,102,613		4,370,908
	FY 2002 4,243,600	2004	4,337,884		4,502,035
	FY 2003 4,370,908	2005	9,012,372		4,637,093
	FY 2004 4,502,035	2006	1,260,570		0
	FY 2005 4,637,093				
Total	<hr/> \$ 21,484,618		<hr/> \$ 21,484,618	\$	<hr/> 21,484,618
FY 2001-2005	Program \$ 21,484,618				



**CHICAGO TRANSIT AUTHORITY FY 2001 - 2005 CAPITAL PROGRAM**

**PROJECT:** 090.021 **CATEGORY:** BUS-STATIONS & PASSENGER FACILITIES

**PROJECT TITLE:** Install Bike Racks on Buses

**DESCRIPTION/JUSTIFICATION:**

Purchase and install bike racks on CTA buses.

CTA is implementing a new initiative to allow bike riding passengers to transport their bicycles on racks mounted on the front of the bus. This service enhancement will allow for intermodal travel from bike to bus on the CTA system.

**FINANCIAL SUMMARY:**

<b>GRANTS</b>			<b>EXPENDITURES</b>		<b>OBLIGATIONS</b>
Funded	\$	0	2001	\$ 750,000	\$ 2,500,000
Pending	FY 2000	0	2002	1,750,000	0
	FY 2001	2,500,000	2003	0	0
	FY 2002	0	2004	0	0
	FY 2003	0	2005	0	0
	FY 2004	0	2006	0	0
	FY 2005	0			
	Total	\$ 2,500,000		\$ 2,500,000	\$ 2,500,000
FY 2001-2005	Program	\$ 2,500,000			





	Total	<u>\$</u>	7,762,162	\$	5,694,025	\$	5,694,025
FY 2001-2005	Program	\$	5,694,025				



## CHICAGO TRANSIT AUTHORITY FY 2001 - 2005 CAPITAL PROGRAM

**PROJECT:** 121.016 **CATEGORY:** RAIL-ELECTRIC/SIGNAL/COMMUNICATION

**PROJECT TITLE:** Replace Substation and Subway Power Distribution

**DESCRIPTION/JUSTIFICATION:**

Replace and modernize the traction power distribution cable and associated components connecting substations to contact rail and cable from switches to the contact rail in the State Street subway.

The substation cable system, which transmits power to rapid transit trains operating on the elevated structure and the subways, requires replacement when it becomes deteriorated with age. The lead jacketed power cables to be replaced were installed in the early part of the 1940's and have reached the end of their useful life. The failure of a cable, duct line, or associated element would result in an extended service disruption until repairs could be made. Where asbestos is encountered, abatement procedures will be instituted. Locations include: State Street subway and cable from substations at Sacramento, Kolmar, 79th, Edmonds.

**FINANCIAL SUMMARY:**

<b>GRANTS</b>		<b>EXPENDITURES</b>	<b>OBLIGATIONS</b>
Funded	\$ 0	2001 \$ 0	\$ 0
Pending			
	FY 2000 0	2002 42,436	2,121,800
	FY 2001 0	2003 2,171,874	13,112,724
	FY 2002 2,121,800	2004 8,037,378	0
	FY 2003 13,112,724	2005 3,933,817	0
	FY 2004 0	2006 1,049,019	0
	FY 2005 0		
	Total \$ 15,234,524	\$ 15,234,524	\$ 15,234,524
FY 2001-2005	Program \$ 15,234,524		







## CHICAGO TRANSIT AUTHORITY FY 2001 - 2005 CAPITAL PROGRAM

**PROJECT:**            124.101                                      **CATEGORY:**            RAIL-MISCELLANEOUS

**PROJECT TITLE:** Improve SCADA Operational System

**DESCRIPTION/JUSTIFICATION:**

The SCADA (Supervisory Control and Data Acquisition) system is in the final phase of installation at all CTA substations and subway environmental, and customer station (Green Line) environment are on line and operational. In order to effectively utilize the SCADA operation for rail system operations, traction power distribution system schematic and diagram (substations and equipment drawings, power distributing diagrams, track level power schematic (contact and running rail), as well as signal information need to be converted to electronic form to store centrally on the SCADA system.

FY 2001 funding will provide for the installation of a power energy management module that includes field reading devices in the substations to monitor energy management of the system. Upgrade the SCADA system hardware and software to maintain the system at a level that meets current technological standards. When installation is completed, the new traction power supervisory system will provide the following benefits: visual display at the Control Center which supports real-time rail power operations control, computer monitoring of power equipment resulting in efficient identification and isolation of malfunctioning equipment. These benefits will improve the overall safety and timeliness of the rail system.

**FINANCIAL SUMMARY:**

<b>GRANTS</b>			<b>EXPENDITURES</b>		<b>OBLIGATIONS</b>	
Funded	\$	800,000	2001	\$	16,480	\$ 824,000
Pending						
	FY 2000	0	2002		816,007	424,360
	FY 2001	824,000	2003		415,873	0
	FY 2002	424,360	2004		0	0
	FY 2003	0	2005		0	0
	FY 2004	0	2006		0	0
	FY 2005	0				
Total	\$	2,048,360		\$	1,248,360	\$ 1,248,360

FY 2001-2005    Program    \$            1,248,360











# CHICAGO TRANSIT AUTHORITY FY 2001 - 2005 CAPITAL PROGRAM

**PROJECT:** 132.056

**CATEGORY:** RAIL-ROLLING STOCK

**PROJECT TITLE:** Replace 142 Rail Cars (2200's)

**DESCRIPTION/JUSTIFICATION:**

Replace the 2200 series rapid transit cars.

The replacement of the 2200 Series rail car is necessary due to the age and deteriorated condition of these cars. The 2200 Series rail cars have been in service for over 30 years, which is well beyond their 25 year design life. The deteriorated condition of these vehicles is clearly evidenced in the form of increased service failures and longer repair downtime, which results in decreased availability for service. Replacement of these rail cars will provide the CTA with modern updated vehicles that will decrease maintenance and operating costs while enhancing rider comfort. The new cars will have sliding doors wide enough to accommodate wheelchairs. The number of cars to be purchased will be determined by a 2001 assessment of schedule and maintenance requirements.

**FINANCIAL SUMMARY:**

<b>GRANTS</b>			<b>EXPENDITURES</b>		<b>OBLIGATIONS</b>	
Funded		\$ 1,000,000	2001	\$ 0	\$	0
Pending	FY 2000	0	2002	624,654		31,232,691
	FY 2001	0	2003	22,780,075		45,859,553
	FY 2002	31,232,691	2004	43,473,108		131,313,346
	FY 2003	45,859,553	2005	104,760,017		0
	FY 2004	131,313,346	2006	36,767,736		0
	FY 2005	0				
Total		<u>\$ 209,405,590</u>		<u>\$ 208,405,590</u>	\$	<u>208,405,590</u>
FY 2001-2005	Program	\$ 208,405,590				



## CHICAGO TRANSIT AUTHORITY FY 2001 - 2005 CAPITAL PROGRAM

**PROJECT:** 141.014 **CATEGORY:** RAIL-STATIONS & PASSENGER FACILITIES

**PROJECT TITLE:** Reconstruct Rail Station and Associated Track Work - Wilson/Howard

### **DESCRIPTION/JUSTIFICATION:**

Reconstruct the Wilson Station and associated track work.

Wilson Station was constructed in 1900 and has far exceeded its design life. The station serves 5,100 passengers on a daily basis. Due to its age, usage, and structural condition the station requires replacement along with realignment of track #1 (westernmost track) and associated track switches in order to maintain a safe and acceptable level of service. Upon completion, the station will be fully ADA compliant.

### **FINANCIAL SUMMARY:**

GRANTS			EXPENDITURES		OBLIGATIONS
Funded		\$ 2,900,000	2001	\$ 0	\$ 0
Pending	FY 2000	0	2002	42,436	2,121,800
	FY 2001	0	2003	2,565,256	32,781,810
	FY 2002	2,121,800	2004	19,838,830	0
	FY 2003	32,781,810	2005	9,834,543	0
	FY 2004	0	2006	2,622,545	0
	FY 2005	0			
	Total	<hr/> \$ 37,803,610		<hr/> \$ 34,903,610	<hr/> \$ 34,903,610
FY 2001-2005	Program	\$ 34,903,610			

## CHICAGO TRANSIT AUTHORITY FY 2001 - 2005 CAPITAL PROGRAM

**PROJECT:** 141.020 **CATEGORY:** RAIL-STATIONS & PASSENGER FACILITIES

**PROJECT TITLE:** Reconstruct Rail Station - Lawrence/Howard

**DESCRIPTION/JUSTIFICATION:**

The scope of this project is to reconstruct the Lawrence Station on the Red Line.

Lawrence Station was constructed in 1920 and has far exceeded its design life. The station serves 2,260 passengers on a daily basis. Due to its age, usage, and condition the station requires reconstruction in order to maintain a safe and acceptable level of service. Upon completion, the station will be fully ADA compliant.

**FINANCIAL SUMMARY:**

<b>GRANTS</b>			<b>EXPENDITURES</b>			<b>OBLIGATIONS</b>		
Funded		\$ 0	2001	\$ 20,600	\$	1,030,000		
Pending	FY 2000	0	2002	927,000				0
	FY 2001	1,030,000	2003	213,527				6,556,362
	FY 2002	0	2004	3,933,817				0
	FY 2003	6,556,362	2005	1,966,909				0
	FY 2004	0	2006	524,509				0
	FY 2005	0						
	Total	\$ 7,586,362		\$ 7,586,362	\$	7,586,362		
FY 2001-2005	Program	\$ 7,586,362						



## **CHICAGO TRANSIT AUTHORITY FY 2001 - 2005 CAPITAL PROGRAM**

**PROJECT:** 141.051 **CATEGORY:** RAIL-STATIONS & PASSENGER FACILITIES

**PROJECT TITLE:** Reconstruct Rail Station - 95th/Dan Ryan

**DESCRIPTION/JUSTIFICATION:**

The scope of this project is to reconstruct the 95th Street Station on the Red Line.

Initial funding will provide for the station design and evaluation of the complex construction staging requirements.

The 95th Street Station on the Dan Ryan was constructed in 1969 and has a weekday entering ridership of 14,120 passengers. Current funding will install an elevator and other amenities to make the station ADA compliant. However, due to the high usage and deteriorating condition of the station it will require major reconstruction within the next 6 to 7 years, in order to maintain a safe and acceptable level of service.

Future funding beyond the five-year program will be required to reconstruct the station.

**FINANCIAL SUMMARY:**

<b>GRANTS</b>		<b>EXPENDITURES</b>		<b>OBLIGATIONS</b>	
Funded	\$ 0	2001	\$ 0	\$	0
Pending	FY 2000 0	2002	0		0
	FY 2001 0	2003	106,090		5,304,500
	FY 2002 0	2004	4,774,050		0
	FY 2003 5,304,500	2005	424,360		0
	FY 2004 0	2006	0		0
	FY 2005 0				
	<u>Total \$ 5,304,500</u>		<u>\$ 5,304,500</u>		<u>\$ 5,304,500</u>
FY 2001-2005	Program \$ 5,304,500				

## CHICAGO TRANSIT AUTHORITY FY 2001 - 2005 CAPITAL PROGRAM

**PROJECT:** 141.052 **CATEGORY:** RAIL-STATIONS & PASSENGER FACILITIES

**PROJECT TITLE:** Reconstruct Rail Station - Howard/Red Line (ADA - 2010)

**DESCRIPTION/JUSTIFICATION:**

The scope of this project is to reconstruct Howard Station, the bus terminal and parking on the Red Line.

The Howard Station was constructed in the 1920's and has a weekday entering ridership of 6,150 people. Far exceeding its design life, the age, usage, and structural condition of the station requires replacement in order to maintain an acceptable quality of service. Upon completion, the station will be fully ADA compliant.

**FINANCIAL SUMMARY:**

GRANTS			EXPENDITURES			OBLIGATIONS		
Funded		\$ 3,800,000	2001	\$ 0	\$		0	
Pending	FY 2000	0	2002	575,000			28,750,000	
	FY 2001	0	2003	25,875,000			0	
	FY 2002	28,750,000	2004	2,300,000			0	
	FY 2003	0	2005	0			0	
	FY 2004	0	2006	0			0	
	FY 2005	0						
	Total	\$ 32,550,000		\$ 28,750,000	\$		28,750,000	
FY 2001-2005	Program	\$ 28,750,000						

## CHICAGO TRANSIT AUTHORITY FY 2001 - 2005 CAPITAL PROGRAM

**PROJECT:** 141.202 **CATEGORY:** RAIL-STATIONS & PASSENGER FACILITIES

**PROJECT TITLE:** Reconstruct Rail Station - 47th/Dan Ryan

**DESCRIPTION/JUSTIFICATION:**

The scope of this project is to reconstruct the 47th Street Station on the Red Line and make it accessible.

The 47th Street Station on the Dan Ryan was constructed in 1969 and has a weekday ridership of 2,820 passengers. Due to the station's high usage and deteriorating condition it requires major reconstruction in order to maintain a safe and acceptable level of service. Upon completion, the station will be fully ADA compliant.

**FINANCIAL SUMMARY:**

GRANTS			EXPENDITURES			OBLIGATIONS		
Funded		\$ 0	2001	\$ 0	\$ 0			
Pending	FY 2000	0	2002	21,218			1,060,900	
	FY 2001	0	2003	954,810			0	
	FY 2002	1,060,900	2004	400,014			15,757,112	
	FY 2003	0	2005	9,454,267			0	
	FY 2004	15,757,112	2006	5,987,703			0	
	FY 2005	0						
	Total	\$ 16,818,012		\$ 16,818,012			\$ 16,818,012	
FY 2001-2005	Program	\$ 16,818,012						

## CHICAGO TRANSIT AUTHORITY FY 2001 - 2005 CAPITAL PROGRAM

**PROJECT:** 141.203 **CATEGORY:** RAIL-STATIONS & PASSENGER FACILITIES

**PROJECT TITLE:** Reconstruct Rail Station - 63rd/Dan Ryan

**DESCRIPTION/JUSTIFICATION:**

The scope of this project is to reconstruct the 63rd Street Station on the Red Line and make it accessible.

The 63rd Street Station on the Dan Ryan was constructed in 1969 and has a weekday ridership of 3,350 passengers. Due to the station's high usage and deteriorating condition it requires major reconstruction in order to maintain a safe and acceptable level of service. Upon completion, the station will be fully ADA compliant.

**FINANCIAL SUMMARY:**

GRANTS			EXPENDITURES			OBLIGATIONS		
Funded		\$ 0	2001	\$ 21,218	\$ 0			
Pending	FY 2000	0	2002	954,810	1,060,900			
	FY 2001	0	2003	400,014	0			
	FY 2002	1,060,900	2004	9,454,267	15,757,112			
	FY 2003	0	2005	5,987,703	0			
	FY 2004	15,757,112	2006	0	0			
	FY 2005	0						
	Total	\$ 16,818,012		\$ 16,818,012	\$ 16,818,012			
FY 2001-2005	Program	\$ 16,818,012						







## CHICAGO TRANSIT AUTHORITY FY 2001 - 2005 CAPITAL PROGRAM

**PROJECT:** 141.208                                      **CATEGORY:** RAIL-STATIONS & PASSENGER FACILITIES

**PROJECT TITLE:** Reconstruct Rail Station - 22nd/Cermak/Dan Ryan

**DESCRIPTION/JUSTIFICATION:**

The scope of this project is to reconstruct the 22nd Street/Cermak Station on the Red Line and make it accessible.

The 22nd Street Station on the Dan Ryan was constructed in 1969 and has a weekday ridership of 2,080 passengers. Due to the high usage and deteriorating condition, it requires major reconstruction in order to maintain a safe and acceptable level of service. Upon completion, the station will be ADA compliant.

Future funding beyond 2005 will be required to reconstruct the station.

**FINANCIAL SUMMARY:**

	<b>GRANTS</b>		<b>EXPENDITURES</b>		<b>OBLIGATIONS</b>
Funded	\$	0	2001	\$	0
Pending			2002		
		0	2003		0
		0	2004	22,510	1,125,509
		0	2005	1,012,958	0
		1,125,509	2006	90,041	0
		0			
		0			
	Total	\$ 1,125,509		\$ 1,125,509	\$ 1,125,509
FY 2001-2005	Program	\$ 1,125,509			

# CHICAGO TRANSIT AUTHORITY FY 2001 - 2005 CAPITAL PROGRAM

**PROJECT:** 141.209 **CATEGORY:** RAIL-STATIONS & PASSENGER FACILITIES

**PROJECT TITLE:** Reconstruct Rail Station - Garfield/Dan Ryan

**DESCRIPTION/JUSTIFICATION:**

The scope of this project is to reconstruct the Garfield Station and make it accessible.

The Garfield Station on the Dan Ryan was constructed in 1969 and has a weekday ridership of 3,770 passengers. Due to the high usage and deteriorating condition, it requires major reconstruction in order to maintain a safe and acceptable level of service. Upon completion, the station will be ADA compliant.

Future funding beyond 2005 will be required to reconstruct the station.

**FINANCIAL SUMMARY:**

GRANTS			EXPENDITURES		OBLIGATIONS		
Funded	\$	0	2001	\$	0	\$	0
Pending	FY 2000	0	2002		0		0
	FY 2001	0	2003		0		0
	FY 2002	0	2004		22,510		1,125,509
	FY 2003	0	2005		1,012,958		0
	FY 2004	1,125,509	2006		90,041		0
	FY 2005	0					
Total	\$	1,125,509		\$	1,125,509	\$	1,125,509
FY 2001-2005	Program	\$					1,125,509

## CHICAGO TRANSIT AUTHORITY FY 2001 - 2005 CAPITAL PROGRAM

**PROJECT:** 141.225

**CATEGORY:** RAIL-STATIONS & PASSENGER FACILITIES

**PROJECT TITLE:** Reconstruct Rail Station - Belmont/O'Hare

**DESCRIPTION/JUSTIFICATION:**

The scope of this project is to reconstruct the Belmont Station on the Blue Line, and make it accessible.

Initial funding will provide for station design. Future funding will be required to reconstruct the station.

The Belmont Avenue Station on the O'Hare Blue Line was constructed in 1970, and has a weekday ridership of 4,480 passengers. Due to the station's high usage and deteriorating condition it requires major reconstruction in order to maintain a safe and acceptable level of service. Upon completion, the station will be ADA compliant.

**FINANCIAL SUMMARY:**

<b>GRANTS</b>		<b>EXPENDITURES</b>		<b>OBLIGATIONS</b>	
Funded	\$ 0	2001	\$ 0	\$	0
Pending	FY 2000	2002	0		0
	FY 2001	2003	19,669		983,454
	FY 2002	2004	885,109		0
	FY 2003	2005	348,798		13,506,096
	FY 2004	2006	13,235,974		0
	FY 2005				
	<u>Total</u>		<u>\$ 14,489,550</u>	<u>\$</u>	<u>14,489,550</u>
FY 2001-2005	Program \$ 14,489,550				

# CHICAGO TRANSIT AUTHORITY FY 2001 - 2005 CAPITAL PROGRAM

**PROJECT:** 141.228 **CATEGORY:** RAIL-STATIONS & PASSENGER FACILITIES

**PROJECT TITLE:** Reconstruct Rail Station - Irving Park/O'Hare

**DESCRIPTION/JUSTIFICATION:**

The scope of this project is to reconstruct the Irving Park Station on the Blue Line and make it accessible.

Initial funding will provide for the design of the station.

The Irving Park Station on the O'Hare Blue Line was constructed in 1970, and has a weekday ridership of 3,540 passengers. Due to the station's high usage and deteriorating condition it requires major reconstruction in order to maintain a safe and acceptable level of service. Upon completion, the station will be fully ADA compliant.

**FINANCIAL SUMMARY:**

GRANTS			EXPENDITURES			OBLIGATIONS		
Funded		\$ 0	2001	\$ 0	\$ 0			
Pending	FY 2000	0	2002	0	0			
	FY 2001	0	2003	19,669	983,454			
	FY 2002	0	2004	885,109	0			
	FY 2003	983,454	2005	348,798	13,506,096			
	FY 2004	0	2006	13,235,974	0			
	FY 2005	13,506,096						
	Total	\$ 14,489,550		\$ 14,489,550	\$ 14,489,550			
FY 2001-2005	Program	\$ 14,489,550						

## CHICAGO TRANSIT AUTHORITY FY 2001 - 2005 CAPITAL PROGRAM

**PROJECT:** 141.265 **CATEGORY:** RAIL-STATIONS & PASSENGER FACILITIES

**PROJECT TITLE:** Reconstruct Rail Station - Main/Evanston

**DESCRIPTION/JUSTIFICATION:**

Reconstruct Main Street Station on the Purple Line, including accessibility.

Initial funding will provide for the design of the station.

Main Street Station was constructed in 1919 and has far exceeded its design life. The station serves 1,190 passengers on a daily basis. Due to its age and structural condition the station requires replacement in order to maintain a safe and acceptable level of service. Upon completion, the station will be fully ADA compliant.

**FINANCIAL SUMMARY:**

GRANTS		EXPENDITURES		OBLIGATIONS	
Funded	\$	0	2001	\$	0
Pending	FY 2000	0	2002	21,218	1,060,900
	FY 2001	0	2003	954,810	0
	FY 2002	1,060,900	2004	400,014	15,757,112
	FY 2003	0	2005	9,454,267	0
	FY 2004	15,757,112	2006	5,987,703	0
	FY 2005	0			
Total	\$	16,818,012		\$	16,818,012
FY 2001-2005	Program	\$			16,818,012

**CHICAGO TRANSIT AUTHORITY FY 2001 - 2005 CAPITAL PROGRAM**

**PROJECT:** 141.266 **CATEGORY:** RAIL-STATIONS & PASSENGER FACILITIES

**PROJECT TITLE:** Reconstruct Rail Station - Dempster/Evanston

**DESCRIPTION/JUSTIFICATION:**

Reconstruct Dempster Station on the Purple Line, including accessibility.

Initial funding will provide for design of the station.

Dempster Station was constructed in 1919 and has far exceeded its design life. The station serves 680 passengers on a daily basis. Due to age and structural condition, the station requires replacement in order to maintain a safe and acceptable level of service. Upon completion, the station will be fully ADA compliant.

**FINANCIAL SUMMARY:**

<b>GRANTS</b>		<b>EXPENDITURES</b>		<b>OBLIGATIONS</b>
Funded	\$ 0	2001	\$ 0	\$ 0
Pending		2002	21,218	1,060,900
		2003	954,810	0
		2004	400,014	15,757,112
		2005	9,454,267	0
		2006	5,987,703	0
Total	\$ 16,818,012		\$ 16,818,012	\$ 16,818,012
<hr/>				
FY 2001-2005	Program \$ 16,818,012			

## CHICAGO TRANSIT AUTHORITY FY 2001 - 2005 CAPITAL PROGRAM

**PROJECT:** 141.269

**CATEGORY:** RAIL-STATIONS & PASSENGER FACILITIES

**PROJECT TITLE:** Reconstruct Rail Station - Oak Park/Congress

### **DESCRIPTION/JUSTIFICATION:**

Reconstruct the Oak Park Station and make it accessible.

Initial funding will provide for the design of the station.

The Oak Park Station was constructed in 1961 and has a weekday ridership of 1,280 passengers. Due to the station's deteriorating structural condition it requires rehabilitation or replacement in order to maintain a safe and acceptable level of service. Upon completion, the station will be fully ADA compliant.

### **FINANCIAL SUMMARY:**

GRANTS			EXPENDITURES		OBLIGATIONS		
Funded	\$	0	2001	\$	0	\$	0
Pending	FY 2000	0	2002		15,914		795,675
	FY 2001	0	2003		716,108		0
	FY 2002	795,675	2004		63,654		0
	FY 2003	0	2005		231,854		11,592,725
	FY 2004	0	2006		11,360,870		0
	FY 2005	11,592,725					
Total	\$	12,388,400		\$	12,388,400	\$	12,388,400
FY 2001-2005	Program	\$					12,388,400



**CHICAGO TRANSIT AUTHORITY FY 2001 - 2005 CAPITAL PROGRAM**

**PROJECT:** 141.270 **CATEGORY:** RAIL-STATIONS & PASSENGER FACILITIES

**PROJECT TITLE:** Reconstruct Rail Station - Racine/Congress

**DESCRIPTION/JUSTIFICATION:**

Reconstruct the Racine Station and make it accessible.

Initial funding will provide for the design of the station.

The Racine Station was constructed in 1958 and has a weekday ridership of 1,740 passengers. Due to the station's deteriorating structural condition it requires rehabilitation or replacement in order to maintain a safe and acceptable level of service. Upon completion, the station will be fully ADA compliant.

**FINANCIAL SUMMARY:**

GRANTS		EXPENDITURES		OBLIGATIONS	
Funded	\$ 0	2001	\$ 0	\$ 0	
Pending					
	FY 2000	0	2002	15,914	795,675
	FY 2001	0	2003	716,108	0
	FY 2002	795,675	2004	288,756	11,255,080
	FY 2003	0	2005	6,753,048	0
	FY 2004	11,255,080	2006	4,276,929	0
	FY 2005	0			
Total	\$ 12,050,755		\$ 12,050,755	\$ 12,050,755	
FY 2001-2005	Program \$ 12,050,755				







## CHICAGO TRANSIT AUTHORITY FY 2001 - 2005 CAPITAL PROGRAM

**PROJECT:** 143.160

**CATEGORY:** RAIL-STATIONS & PASSENGER FACILITIES

**PROJECT TITLE:** Upgrade Rail Stations

**DESCRIPTION/JUSTIFICATION:**

The program will include passenger station amenities such as upgrades to station entrances and approaches; improved lighting to provide greater security and decrease vandalism; painting to improve station cleanliness and appearance; the installation of benches to provide passenger comfort; and upgrading of street level and platform signage to increase passenger understanding of routes and schedules. Also included is the repair/reconstruction, where required, of the station house, stairs, platforms, and canopies.

A significant number of rail stations have not been improved or enhanced in many years and are in need of upgrades that will improve appearances and give passengers a greater sense of security and confidence in using the rapid transit system.

**FINANCIAL SUMMARY:**

<b>GRANTS</b>		<b>EXPENDITURES</b>		<b>OBLIGATIONS</b>
Funded	\$ 3,867,734	2001	\$ 60,329	\$ 3,016,447
Pending	0	2002	3,019,772	3,182,700
	3,016,447	2003	3,184,610	3,278,181
	3,182,700	2004	3,280,148	3,376,526
	3,278,181	2005	3,378,552	3,477,820
	3,376,526	2006	3,408,263	0
	3,477,820			
Total	\$ 20,199,408		\$ 16,331,674	\$ 16,331,674
FY 2001-2005 Program	\$ 16,331,674			

**CHICAGO TRANSIT AUTHORITY FY 2001 - 2005 CAPITAL PROGRAM**

**PROJECT:** 143.268 **CATEGORY:** RAIL-STATIONS & PASSENGER FACILITIES

**PROJECT TITLE:** Upgrade Rail Station - Forest Park/Desplaines/Congress

**DESCRIPTION/JUSTIFICATION:**

Upgrade the Forest Park/Desplaines Station on the Congress Branch of the Blue Line.

Initial funding will provide for design of the station upgrades.

The Forest Park/Desplaines Station was reconstructed in 1982 and has a weekday ridership of 3,620 passengers. In order to maintain an acceptable level of service improvements will be required to upgrade elements of the station. The improvements will take the form of canopy modifications, platform lighting, windbreaks and heater upgrades, and improvements in the unpaid area and station entrance.

**FINANCIAL SUMMARY:**

GRANTS			EXPENDITURES		OBLIGATIONS
Funded	\$	0	2001	\$	0
Pending	FY 2000	0	2002		0
	FY 2001	0	2003		0
	FY 2002	0	2004	5,628	281,377
	FY 2003	0	2005	309,515	2,813,770
	FY 2004	281,377	2006	2,780,004	0
	FY 2005	2,813,770			
Total	\$	3,095,147		\$	3,095,147
FY 2001-2005	Program	\$			3,095,147

## CHICAGO TRANSIT AUTHORITY FY 2001 - 2005 CAPITAL PROGRAM

**PROJECT:** 144.011 **CATEGORY:** SYSTEM-MISCELLANEOUS

**PROJECT TITLE:** New Park and Ride Facility 79th and Perry (Red Line) (CMAQ)

**DESCRIPTION/JUSTIFICATION:**

Upgrade a CTA owned parcel of land at 79th Street and Perry for a park-and-ride facility. This parcel will be upgraded to CTA standards and will provide a park-and-ride facility to passengers on the Red Line.

A parcel of land has been identified within the South Shops Complex, owned by the CTA, that will be converted into a park-and-ride facility. This parcel will be improved to provide CTA passengers on the Red Line with parking. The new park-and-ride facility will attract new passengers to CTA by providing an alternative to driving downtown. Upon completion, the lot will provide parking for approximately 159 cars.

**FINANCIAL SUMMARY:**

<b>GRANTS</b>		<b>EXPENDITURES</b>		<b>OBLIGATIONS</b>	
Funded	\$ 0	2001	\$ 572,500	\$	572,500
Pending		2002	0		0
	FY 2000 0	2003	0		0
	FY 2001 572,500	2004	0		0
	FY 2002 0	2005	0		0
	FY 2003 0	2006	0		0
	FY 2004 0				
	FY 2005 0				
	Total \$ 572,500		\$ 572,500	\$	572,500
FY 2001-2005	Program \$ 572,500				





## CHICAGO TRANSIT AUTHORITY FY 2001 - 2005 CAPITAL PROGRAM

**PROJECT:** 161.018 **CATEGORY:** RAIL-ELECTRIC/SIGNAL/COMMUNICATION

**PROJECT TITLE:** Replace Signal System and Rail - Congress & Dearborn Subway

**DESCRIPTION/JUSTIFICATION:**

Replace the block signal system with cab signals and interlockings on the Congress Line and the Dearborn Subway. The work will include sixteen miles of bidirectional cab signals from Fullerton/Milwaukee to Desplaines Terminal, including the Douglas Incline to Harrison Junction with signal interlockings at Evergreen, Grand, LaSalle, Morgan Middle, Loomis Junction, Western, California, Pulaski, Lavergne, Lombard, Harlem, and Lathrop, plus the installation of a communications backbone system from Jackson/Dearborn to Des Plaines Terminal. Also included in the project is replacement of the running rail except certain portions of curved track already installed.

The Dearborn Street Subway, 8.5 miles in length, began operation in 1951 and the Congress Branch in 1958. The block signal system in these subways is over 40 years old, beyond its design life and in poor condition. Maintenance effectiveness is limited due to lack of spare parts, and excessive breakdowns can pose safety issues. Additionally the block signal system does not provide the flexibility and safety needed to support short headways between trains during peak periods of operation, during maintenance activity or service disruptions.

**FINANCIAL SUMMARY:**

<b>GRANTS</b>			<b>EXPENDITURES</b>			<b>OBLIGATIONS</b>	
Funded		\$ 4,000,000	2001	\$ 0		\$ 0	
Pending	FY 2000	0	2002	0		0	
	FY 2001	0	2003	1,401,788		70,089,380	
	FY 2002	0	2004	42,053,628		0	
	FY 2003	70,089,380	2005	21,673,343		32,326,438	
	FY 2004	0	2006	37,287,059		0	
	FY 2005	32,326,438					
	Total	\$ 106,415,818		\$ 102,415,818		\$ 102,415,818	
FY 2001-2005	Program	\$ 102,415,818					



**CHICAGO TRANSIT AUTHORITY FY 2001 - 2005 CAPITAL PROGRAM**

**PROJECT:** 171.035 **CATEGORY:** RAIL-TRACK & STRUCTURE

**PROJECT TITLE:** Renew Structure Logan Square Connector - O'Hare/Blue Line

**DESCRIPTION/JUSTIFICATION:**

Rebuild deteriorated column tops, renew corroded top and bottom track stringer flange angles, replace cross girder flange angles, replace the thru-girder stringers, replace deteriorated ties and fasteners, and replace bent and worn rail on the Logan Square Connector between the Dearborn and Kimball subway portals. At the completion of the project, the structure will be given a protective coating as the final phase of the structure renewal program.

The components to be replaced are part of the original structure built in 1896. These components must be replaced in order to maintain safe and reliable service and eliminate the slow zones that are in place as a result of the structural condition.

**FINANCIAL SUMMARY:**

<b>GRANTS</b>		<b>EXPENDITURES</b>	<b>OBLIGATIONS</b>
Funded	\$ 43,412,218	2001 \$ 1,578,926	\$ 5,263,087
Pending			
FY 2000	0	2002 5,081,432	4,657,570
FY 2001	5,263,087	2003 3,260,299	0
FY 2002	4,657,570	2004 0	0
FY 2003	0	2005 0	0
FY 2004	0	2006 0	0
FY 2005	0		
Total	<hr/> \$ 53,332,875	<hr/> \$ 9,920,657	<hr/> \$ 9,920,657
FY 2001-2005	Program \$ 9,920,657		



## CHICAGO TRANSIT AUTHORITY FY 2001 - 2005 CAPITAL PROGRAM

**PROJECT:** 171.133 **CATEGORY:** RAIL-TRACK & STRUCTURE

**PROJECT TITLE:** Repair Track and Structure Defects (TC)

**DESCRIPTION/JUSTIFICATION:**

Correct deficiencies in CTA's extensive track system and structures through systematic inspection, and rehabilitation or replacement of substandard structural elements.

Defective track and structure must be repaired in order to maintain safe and reliable service. As elements are identified, requiring immediate repair or replacement, field forces are dispatched to the site to repair or replace the component to eliminate the need to impose slow zones.

**FINANCIAL SUMMARY:**

<b>GRANTS</b>			<b>EXPENDITURES</b>		<b>OBLIGATIONS</b>
Funded	\$	0	2001	\$ 1,118,695	\$ 3,728,982
Pending	FY 2000	0	2002	2,610,287	0
	FY 2001	3,728,982	2003	0	0
	FY 2002	0	2004	0	0
	FY 2003	0	2005	0	0
	FY 2004	0	2006	0	0
	FY 2005	0			
Total	\$	3,728,982		\$ 3,728,982	\$ 3,728,982
FY 2001-2005	Program	\$ 3,728,982			

## CHICAGO TRANSIT AUTHORITY FY 2001 - 2005 CAPITAL PROGRAM

**PROJECT:** 171.215 **CATEGORY:** RAIL-TRACK & STRUCTURE

**PROJECT TITLE:** Replace Flange Angles - North Main Line

**DESCRIPTION/JUSTIFICATION:**

Repair and replacement of flange angles and supporting materials on the North Main Line which were installed in 1894 and are significantly deteriorated.

This multi-year program will eliminate slow zones and preserve service quality. The work will be coordinated with the Ravenswood New Start project in order to minimize construction slow zones

Flange angle deterioration (rusting of the top and/or bottom flange angles) and the subsequent loss of structure profile, causes misaligned rail and results in the imposition of slow zones until the structure is repaired and the track is realigned.

**FINANCIAL SUMMARY:**

	<b>GRANTS</b>			<b>EXPENDITURES</b>	<b>OBLIGATIONS</b>		
Funded	\$	1,500,000	2001	\$	88,935	\$	4,446,762
Pending	FY 2000	0	2002		4,439,481		4,082,700
	FY 2001	4,446,762	2003		4,066,610		3,278,181
	FY 2002	4,082,700	2004		3,280,148		3,376,526
	FY 2003	3,278,181	2005		3,308,995		0
	FY 2004	3,376,526	2006		0		0
	FY 2005	0					
	<b>Total</b>	<b>\$ 16,684,169</b>		<b>\$ 15,184,169</b>		<b>\$ 15,184,169</b>	
FY 2001-2005	Program	<b>\$ 15,184,169</b>					









**CHICAGO TRANSIT AUTHORITY FY 2001 - 2005 CAPITAL PROGRAM**

**PROJECT:**            173.022                                        **CATEGORY:**            RAIL-TRACK & STRUCTURE

**PROJECT TITLE:** Rehabilitate Viaducts and Retaining Walls - Purple Line

**DESCRIPTION/JUSTIFICATION:**

Rehabilitate viaducts and retaining walls including concrete deck repairs, pier replacement, abutment and wall reinforcement on the Evanston Line between Mulford Avenue (300N) and Isabella Avenue (2800N).

The concrete viaduct bridges and retaining walls were built in the early 1920's and the annual freeze-thaw cycles have deteriorated the concrete to the point where many of the spans are on temporary shoring and slow zones have resulted. After each freeze-thaw cycle, inspections uncover additional deterioration to the concrete structures. Several viaducts have required temporary shoring which impedes street traffic.

**FINANCIAL SUMMARY:**

<b>GRANTS</b>			<b>EXPENDITURES</b>		<b>OBLIGATIONS</b>
Funded	\$	0	2001	\$	0
Pending	FY 2000	0	2002		6,719,155
	FY 2001	0	2003		0
	FY 2002	6,719,155	2004		5,627,544
	FY 2003	0	2005		19,930,075
	FY 2004	5,627,544	2006		0
	FY 2005	19,930,075			
	Total	\$ 32,276,774			
				\$ 32,276,774	\$ 32,276,774
FY 2001-2005	Program	\$ 32,276,774			



## CHICAGO TRANSIT AUTHORITY FY 2001 - 2005 CAPITAL PROGRAM

**PROJECT:** 181.040                                      **CATEGORY:** RAIL-TRACK & STRUCTURE

**PROJECT TITLE:** Replace Ties - North Main Line

**DESCRIPTION/JUSTIFICATION:**

Systematically replace ties and fasteners which have deteriorated to a point where they can no longer provide adequate rail connection and gauge.

This multi-year program to replace ties and fasteners on the North Main Line will preempt the need to impose slow zones due to the deteriorating condition of the ties. Work will be coordinated with the Ravenswood New Start project where efforts coincide, to minimize construction slow zones.

**FINANCIAL SUMMARY:**

<b>GRANTS</b>		<b>EXPENDITURES</b>		<b>OBLIGATIONS</b>			
Funded	\$	1,899,891	2001	\$	70,845	\$	3,542,260
Pending	FY 2000	0	2002		3,591,574		6,007,973
	FY 2001	3,542,260	2003		6,013,267		6,272,673
	FY 2002	6,007,973	2004		6,276,330		6,455,517
	FY 2003	6,272,673	2005		6,326,407		0
	FY 2004	6,455,517	2006		0		0
	FY 2005	0					
Total	\$	24,178,314		\$	22,278,423	\$	22,278,423
FY 2001-2005	Program	\$	22,278,423				

# CHICAGO TRANSIT AUTHORITY FY 2001 - 2005 CAPITAL PROGRAM

**PROJECT:** 181.041 **CATEGORY:** RAIL-TRACK & STRUCTURE

**PROJECT TITLE:** Replace Ties - State Subway

**DESCRIPTION/JUSTIFICATION:**

Systematically replace ties and fasteners which are deteriorated and will eventually not provide adequate rail connection and gauge, within the State Street Subway.

Initial funding will provide for design and staging. Future funding beyond the next five years will be required for the construction and installation of the ties and fasteners system.

A program to replace ties and fasteners in the State Street Subway will preempt the need to impose slow zones due to the deteriorating condition of the ties.

**FINANCIAL SUMMARY:**

GRANTS			EXPENDITURES		OBLIGATIONS
Funded	\$	0	2001	\$	0
Pending					
	FY 2000	0	2002		0
	FY 2001	0	2003		0
	FY 2002	0	2004	45,020	2,251,018
	FY 2003	0	2005	2,025,916	0
	FY 2004	2,251,018	2006	180,082	0
	FY 2005	0			
	Total	\$ 2,251,018		\$ 2,251,018	\$ 2,251,018
FY 2001-2005	Program	\$ 2,251,018			





**CHICAGO TRANSIT AUTHORITY FY 2001 - 2005 CAPITAL PROGRAM**

**PROJECT:** 182.040 **CATEGORY:** RAIL-TRACK & STRUCTURE

**PROJECT TITLE:** Replace Ties - Ravenswood

**DESCRIPTION/JUSTIFICATION:**

Replace ties and fasteners on the Ravenswood Line, which are aged and significantly deteriorated.

This multi-year program will replace the tie and fastener system on the Ravenswood Line. Work will be coordinated with the Ravenswood New Start project to minimize construction slow zones.

A program to replace ties and fasteners on the Ravenswood Line will preempt the need to impose slow zones due to the deteriorating condition of the ties.

**FINANCIAL SUMMARY:**

GRANTS		EXPENDITURES		OBLIGATIONS			
Funded	\$	3,000,000	2001	\$	60,259	\$	3,012,958
Pending	FY 2000	0	2002		3,002,438		2,486,958
	FY 2001	3,012,958	2003		2,480,314		2,154,750
	FY 2002	2,486,958	2004		2,144,000		1,617,250
	FY 2003	2,154,750	2005		1,584,905		0
	FY 2004	1,617,250	2006		0		0
	FY 2005	0					
Total	\$	12,271,916		\$	9,271,916	\$	9,271,916
FY 2001-2005	Program	\$	9,271,916				





## CHICAGO TRANSIT AUTHORITY FY 2001 - 2005 CAPITAL PROGRAM

**PROJECT:** 187.045                                      **CATEGORY:** RAIL-TRACK & STRUCTURE

**PROJECT TITLE:** Footwalk Renewal

**DESCRIPTION/JUSTIFICATION:**

Replace deteriorated wooden foot walks on the elevated structures systemwide.

This multi-year program will replace all remaining wood foot walks with fiberglass. Footwalks are used for right-of-way access by maintenance personnel and as an emergency walkway for passengers. Replacement of the deteriorated wooden foot walks is essential to avoid dangerous conditions. Low maintenance, durable, fiberglass foot walk material will be used to replace the worn wood foot walks.

**FINANCIAL SUMMARY:**

	<b>GRANTS</b>		<b>EXPENDITURES</b>	<b>OBLIGATIONS</b>
Funded	\$ 1,000,000	2001	\$ 20,600	\$ 1,030,000
Pending	FY 2000      0	2002	1,030,618	1,060,900
	FY 2001      1,030,000	2003	1,061,537	1,092,727
	FY 2002      1,060,900	2004	1,093,383	1,125,509
	FY 2003      1,092,727	2005	1,215,549	5,627,540
	FY 2004      1,125,509	2006	5,514,989	0
	FY 2005      5,627,540			
	Total      \$ 10,936,676		\$ 9,936,676	\$ 9,936,676
FY 2001-2005	Program      \$ 9,936,676			

## CHICAGO TRANSIT AUTHORITY FY 2001 - 2005 CAPITAL PROGRAM

**PROJECT:** 190.033 **CATEGORY:** SYSTEM-MISCELLANEOUS

**PROJECT TITLE:** Implement Quality Assurance Program

**DESCRIPTION/JUSTIFICATION:**

Continue to implement the Quality Assurance Program for capital program management functions in accordance with federal regulations.

FY 2001 and subsequent funding provides for ongoing implementation of the Quality Assurance Program.

The Quality Assurance Program ensures that the Chicago Transit Authority's Capital Program adheres to quality standards, in accordance with federal regulations, and best practices in the construction industry.

**FINANCIAL SUMMARY:**

<b>GRANTS</b>		<b>EXPENDITURES</b>		<b>OBLIGATIONS</b>	
Funded	\$ 2,578,580	2001	\$ 348,908	\$	348,908
Pending					
	FY 2000 0	2002	370,156		370,156
	FY 2001 348,908	2003	392,697		392,697
	FY 2002 370,156	2004	416,615		416,615
	FY 2003 392,697	2005	429,112		429,112
	FY 2004 416,615	2006	0		0
	FY 2005 429,112				
	Total \$ 4,536,068		\$ 1,957,488	\$	1,957,488
FY 2001-2005	Program \$ 1,957,488				



## CHICAGO TRANSIT AUTHORITY FY 2001 - 2005 CAPITAL PROGRAM

**PROJECT:** 194.115 **CATEGORY:** RAIL-ACQUISITIONS & EXTENSIONS

**PROJECT TITLE:** CTA Ravenswood Line New Start

### **DESCRIPTION/JUSTIFICATION:**

Expand the passenger capacity of the Ravenswood Line from Kimball Terminal to Tower 18 in the Loop.

FY 2001 funding will provide for continued design of various elements of the project. Future funding will provide for construction.

The elevated portion of the Ravenswood route was constructed between 1893 and 1910 from Belmont to Campbell, and extended at grade to its present terminal in the 1910's. It includes 19 stations, and serves approximately 90,000 riders each weekday. Ridership has grown for twenty years at a compounded annual rate of 1.7%, and rush hour trains are crush-loaded. The Line's market area continues to redevelop, and potential riders are being discouraged from using the Ravenswood Line due to crowded conditions. Several CTA lines operate eight-car trains, but the Ravenswood Line is limited to six-car trains due to station platform length. Lengthening all platforms to accommodate eight-car trains, and selected track, signal and yard improvements will substantially increase capacity of the Line.

### **FINANCIAL SUMMARY:**

<b>GRANTS</b>		<b>EXPENDITURES</b>		<b>OBLIGATIONS</b>	
Funded	\$ 11,740,179	2001	\$ 11,000,000	\$ 11,000,000	
Pending	FY 2000 0	2002	18,750,000	18,750,000	
	FY 2001 11,000,000	2003	125,000,000	125,000,000	
	FY 2002 18,750,000	2004	125,000,000	125,000,000	
	FY 2003 125,000,000	2005	20,250,000	20,250,000	
	FY 2004 125,000,000	2006	0	0	
	FY 2005 20,250,000				
	Total \$ 311,740,179		\$ 300,000,000	\$ 300,000,000	
FY 2001-2005	Program \$ 300,000,000				

**CHICAGO TRANSIT AUTHORITY FY 2001 - 2005 CAPITAL PROGRAM**

**PROJECT:** 194.117 **CATEGORY:** RAIL-ACQUISITIONS & EXTENSIONS

**PROJECT TITLE:** Rehabilitate CTA Douglas Branch New Start

**DESCRIPTION/JUSTIFICATION:**

Provide for the reconstruction of the Douglas Branch from 54th/Cermak in Cicero through the incline connection to the Congress Branch.

FY 2001 funding will provide for a portion of the construction funding required to reconstruct the line. Future funding will provide for the remaining reconstruction efforts.

The Engineering Condition Assessment indicates the presence of an improper structure profile on the elevated structure which has led to the identification of a permanent slow zone from 18th to Polk Street. Modest structure renewal has kept the line open, but major work on the terminal, rail stations, signal and communications, structure and foundations is needed to keep the line open and restore the normal operating speed on the line. Recent accelerated deterioration of foundations have led to an increase in maintenance costs and amount of slow orders on this line. Rehabilitation of the Douglas Branch of the Blue Line will be accomplished in three phases. Phase I will replace the existing iron structure with concrete bents and cross girders. Stations will be reconstructed as the track structure is being built. Six stations will be replaced in coordination with bent replacement. Phase II of the project involves rehabilitating the existing structure, track, and construction of column bases and foundations on the north section of the elevated structure from Loomis Incline to Wood Street. Phase III consists of improvements to the ballasted section of the Douglas Branch from Kildare to 54th Avenue.

**FINANCIAL SUMMARY:**

<b>GRANTS</b>		<b>EXPENDITURES</b>		<b>OBLIGATIONS</b>	
Funded	\$ 18,658,734	2001	\$ 95,795,000	\$	95,795,000
Pending					
	FY 2000 0	2002	100,000,000		100,000,000
	FY 2001 95,795,000	2003	100,000,000		100,000,000
	FY 2002 100,000,000	2004	98,861,000		98,861,000
	FY 2003 100,000,000	2005	0		0
	FY 2004 98,861,000	2006	0		0
	FY 2005 0				

	Total	<u>\$</u>	413,314,734	\$	394,656,000	\$	394,656,000
FY 2001-2005	Program	\$	394,656,000				

## CHICAGO TRANSIT AUTHORITY FY 2001 - 2005 CAPITAL PROGRAM

**PROJECT:**           194.817    **CATEGORY:**           RAIL-ACQUISITIONS & EXTENSIONS

**PROJECT TITLE:** Rehab CTA Douglas Branch - Debt Service

**DESCRIPTION/JUSTIFICATION:**

Provide for the interest costs for construction funding.

Private financing will be utilized in order to complete the Douglas Branch reconstruction in a timely manner, to minimize community and passenger disruptions, and lower the associated construction costs. The CTA has developed a three-year construction schedule. The Federal Transit Administration has indicated that the New Start funding for construction will not all be available within the three-year time frame. This will require the CTA to borrow funds to pay contractors until the CTA is reimbursed by the Federal Transit Administration.

**FINANCIAL SUMMARY:**

<b>GRANTS</b>			<b>EXPENDITURES</b>		<b>OBLIGATIONS</b>	
Funded		\$           0	2001	\$    10,500,000	\$    10,500,000	
Pending	FY 2000	0	2002	12,500,000		12,500,000
	FY 2001	10,500,000	2003	12,500,000		12,500,000
	FY 2002	12,500,000	2004	12,500,000		12,500,000
	FY 2003	12,500,000	2005	14,500,000		14,500,000
	FY 2004	12,500,000	2006	0		0
	FY 2005	14,500,000				
	<b>Total</b>	<b>\$    62,500,000</b>		<b>\$    62,500,000</b>		<b>\$    62,500,000</b>
FY 2001-2005	Program	\$    62,500,000				



## CHICAGO TRANSIT AUTHORITY FY 2001 - 2005 CAPITAL PROGRAM

**PROJECT:** 194.917 **CATEGORY:** RAIL-ACQUISITIONS & EXTENSIONS

**PROJECT TITLE:** Rehabilitate CTA Douglas Branch-Initial Rehab Non-New Start

**DESCRIPTION/JUSTIFICATION:**

Provide for the rehabilitation of the Douglas Branch from 18th street through the incline connection to the Congress Branch.

Funding will provide for initial rehabilitation of structural components, needed to maintain service, until New Start funding for construction becomes available. The focus of this work is at the eastern end of the Douglas Branch and is not in conflict with New Start activities to the south and west of this area.

The Engineering Condition Assessment indicates the presence of an improper structure profile on the elevated structure which has led to the identification of a permanent slow zone from 18th to Polk Street. Modest structure renewal has kept the line open, but major work on the terminal, rail stations, signal and communications, structure and foundations is needed to keep the line open and restore the normal operating speed on the line. Recent accelerated deterioration of foundations have led to an increase in maintenance costs and amount of slow zones on this line.

**FINANCIAL SUMMARY:**

GRANTS		EXPENDITURES		OBLIGATIONS	
Funded	\$	3,850,000	2001	\$	0
Pending	FY 2000	0	2002	74,263	3,713,150
	FY 2001	0	2003	3,638,887	0
	FY 2002	3,713,150	2004	0	0
	FY 2003	0	2005	0	0
	FY 2004	0	2006	0	0
	FY 2005	0			

	Total	<u>\$</u>	7,563,150	\$	3,713,150	\$	3,713,150
FY 2001-2005	Program	\$	3,713,150				





## CHICAGO TRANSIT AUTHORITY FY 2001 - 2005 CAPITAL PROGRAM

**PROJECT:** 202.191                                        **CATEGORY:** SYSTEM-MISCELLANEOUS

**PROJECT TITLE:** Implement Corporate Relocation Assistance Program (CMAQ)

**DESCRIPTION/JUSTIFICATION:**

Implement a program to encourage use of the CTA System by employees of corporations who are relocating to within the CTA service area.

This program will address the ongoing need to "reach out" to employees of companies that are relocating and to encourage the use of public transit to their new work site. The program is designed to identify the transportation needs of each relocating company and provide long-term transit solutions encouraging the use of CTA as opposed to driving. By diverting former and potential auto users, the program serves to generate a net gain in transit ridership.

**FINANCIAL SUMMARY:**

<b>GRANTS</b>			<b>EXPENDITURES</b>			<b>OBLIGATIONS</b>	
Funded	\$	400,000	2001	\$	200,000	\$	200,000
Pending							
	FY 2000	0			0		0
	FY 2001	200,000			0		0
	FY 2002	0			0		0
	FY 2003	0			0		0
	FY 2004	0			0		0
	FY 2005	0			0		0
	Total	\$ 600,000		\$	200,000	\$	200,000
FY 2001-2005	Program	\$ 200,000					



## CHICAGO TRANSIT AUTHORITY FY 2001 - 2005 CAPITAL PROGRAM

**PROJECT:** 202.201 **CATEGORY:** RAIL-MISCELLANEOUS

**PROJECT TITLE:** North-South Rail Capacity Study

### **DESCRIPTION/JUSTIFICATION:**

Conduct a study to examine the following: how to better utilize the existing 4-track north-south rail infrastructure of the Loop elevated and the Red Line; find opportunities to improve travel times and service levels from outlying areas to the Loop; identify opportunities and constraints for implementing a proposed limited stop service from Howard and 95th to downtown and analyze zone-express service utilizing the four-track segment on the Howard Branch; analyze the Loop under various through-routing and operating scenarios and recommend strategies for improving the capacity on the Loop elevated structure; and develop a Loop simulation model.

There is an increasing demand for additional service along the Brown Line. To accommodate that demand, eight-car service is proposed. Then with the Brown Line's ability to accommodate CTA's standard eight-car trains there will consist opportunities to through-route the Brown Line with other services (e.g. Orange Line). This study will determine the impact of various routings on the Loop and junction capacities, as well as explore opportunities for new service patterns such as routing Purple Line service into the State Street Subway. This study will also focus on the Red Line corridor to determine what opportunities exist for improving travel times for customers commuting from Howard and 95th Street to the Loop. Strategies may include skip stop, limited stop, or short turning trains to increase the overall speed of travel from either end of the line into downtown.

### **FINANCIAL SUMMARY:**

<b>GRANTS</b>		<b>EXPENDITURES</b>		<b>OBLIGATIONS</b>	
Funded	\$ 0	2001	\$ 618,000	\$	772,500
Pending					
FY 2000	0	2002	154,500		0
FY 2001	772,500	2003	0		0
FY 2002	0	2004	0		0
FY 2003	0	2005	0		0
FY 2004	0	2006	0		0
FY 2005	0				
Total	\$ 772,500		\$ 772,500	\$	772,500

FY 2001-2005    Program    \$            772,500





## CHICAGO TRANSIT AUTHORITY FY 2001 - 2005 CAPITAL PROGRAM

**PROJECT:** 202.206

**CATEGORY:** SYSTEM-MISCELLANEOUS

**PROJECT TITLE:** Facility Planning

**DESCRIPTION/JUSTIFICATION:**

Assess CTA's office space and business unit requirements within the central business district and provide an evaluation of CTA's current West Shops Master Plan regarding land requirements near the complex.

**FINANCIAL SUMMARY:**

<b>GRANTS</b>			<b>EXPENDITURES</b>		<b>OBLIGATIONS</b>	
Funded		\$ 0	2001	\$ 877,278	\$	1,096,597
Pending	FY 2000	0	2002	219,319		0
	FY 2001	1,096,597	2003	0		0
	FY 2002	0	2004	0		0
	FY 2003	0	2005	0		0
	FY 2004	0	2006	0		0
	FY 2005	0				
	Total	\$ 1,096,597		\$ 1,096,597	\$	1,096,597
FY 2001-2005	Program	\$ 1,096,597				

**CHICAGO TRANSIT AUTHORITY FY 2001 - 2005 CAPITAL PROGRAM**

**PROJECT:** 203.800 **CATEGORY:** SYSTEM-MISCELLANEOUS

**PROJECT TITLE:** Transfer Capital Program (TC)

**DESCRIPTION/JUSTIFICATION:**

Public funding to be utilized for capital eligible activities, such as heavy maintenance and rehabilitation of vehicles and facilities. Funding identified in this project is the unallocated portion of each year's \$20,353,000, that will be assigned to specific projects, as the 5 year program matures.

**FINANCIAL SUMMARY:**

<b>GRANTS</b>			<b>EXPENDITURES</b>		<b>OBLIGATIONS</b>	
Funded		\$ 0	2001	\$ 0	\$ 0	
Pending	FY 2000	0	2002	10,353,000		10,353,000
	FY 2001	0	2003	10,353,000		10,353,000
	FY 2002	10,353,000	2004	10,353,000		10,353,000
	FY 2003	10,353,000	2005	10,353,000		10,353,000
	FY 2004	10,353,000	2006	0		0
	FY 2005	10,353,000				
	Total	\$ 41,412,000		\$ 41,412,000	\$	41,412,000
FY 2001-2005	Program	\$ 41,412,000				