



***2000 Annual Budget Departmental Detail
and 2000-2004 Capital Program***

Chicago Transit Authority



PROPOSED

CHICAGO TRANSIT AUTHORITY

2000 ANNUAL BUDGET
DEPARTMENT DETAIL AND
2000-2004 CAPITAL PROGRAM

PROPOSED OCTOBER 1999

Merchandise Mart Plaza, P.O. Box 3555, Chicago, Illinois 60654

SUMMARY

The purpose of this document is two-fold: to provide department budgetary detail and to delineate the five-year capital program. To best accomplish this task, this document is divided into four main sections. The first three sections comprise the three major reporting units of CTA. Each of these sections begins with a brief department description and is followed by the accompanying department detail, including both the 2000 budget by expense category and organizational chart. The final section, Capital Detail, is presented in two parts. The first section provides a description for each project in the 2000 – 2004 Capital Program and is followed by a forecast of expenditures for major projects or project groupings.

2000 ANNUAL BUDGET AND DEPARTMENT DETAIL TABLE OF CONTENTS

Summary	3
---------------	---

INTRODUCTION

Organization Chart.....	10
Total CTA Budget.....	11

DEPARTMENT DETAIL

Authority Governance.....	14
Office of the President ..	16
Office of Audit.....	18
General Counsel.....	20

TRANSIT OPERATIONS

Department Descriptions.....	31
Transit Operations Total Budget.....	33
EVP Transit Operations	34

BUS OPERATIONS

Bus Operations Total Budget.....	37
VP Bus Operations.....	38
Bus Garages/STO.....	40
Bus Heavy Maintenance	43
Engineering & Technical Services - Bus.....	45

RAIL OPERATIONS

Rail Operations Total Budget.....	47
VP Rail Operations	48
Rail Terminals/STO.....	50
Rail Car Appearance	53
Rail Heavy Maintenance.....	55
Engineering & Technical Services - Rail.....	57

2000 ANNUAL BUDGET AND DEPARTMENT DETAIL TABLE OF CONTENTS

SAFETY, SECURITY, & TRAINING

Safety, Security, & Training Total Budget.....	59
VP Safety, Security, & Training.....	60
Security Services.....	62
System Safety & Environmental Affairs.....	64
Communication/Power Control.....	66
Training & Instruction.....	68

PLANNING

Planning Total Budget.....	71
Sr VP Planning.....	72
Planning.....	74
Facility & ADA Planning.....	76

ADMINISTRATION & PARATRANSIT

Administration & Paratransit Total Budget.....	79
Administration & Paratransit.....	80
Operations Support Services.....	82
Paratransit Operations.....	84

CUSTOMER SERVICE, FACILITIES & DEVELOPMENT

Department Descriptions.....	87
Customer Service, Facilities & Development Total Budget.....	89
EVP Customer Service, Facilities & Development.....	90
Customer Service.....	92
Market Development/Special Events.....	94
Real Estate & Community Development.....	96

ENGINEERING & CONSTRUCTION

Engineering & Construction Total Budget.....	99
VP Engineering & Construction.....	100
Programs/Project Control.....	102
Engineering.....	104

2000 ANNUAL BUDGET AND DEPARTMENT DETAIL TABLE OF CONTENTS

Quality Assurance.....	106
Construction.....	108
Fare Equipment & Operational Graphics.....	110
MAINTENANCE	
Maintenance Total Budget.....	113
VP Maintenance.....	114
System Maintenance Support.....	116
Power & Way Maintenance.....	118
Rail Station Appearance.....	120
Facility Maintenance.....	122
MANAGEMENT & PERFORMANCE	
Department Descriptions.....	125
Management & Performance Total Budget.....	129
EVP Management & Performance.....	130
Communications.....	132
Intergovernmental Affairs.....	134
DBE Program/EEO/Contract Compliance.....	136
FINANCE	
Finance Total Budget....	139
Sr VP Finance/Treasurer.....	140
Accounting Operations.....	142
Treasury.....	144
Comptroller.....	146
Capital Investment.....	148
EMPLOYEE SERVICES	
Employee Services Total Budget.....	151
VP Employee Services.....	152
Industrial Relations.....	154
Personnel Services.....	156
Program Compliance.....	158

2000 ANNUAL BUDGET AND DEPARTMENT DETAIL TABLE OF CONTENTS

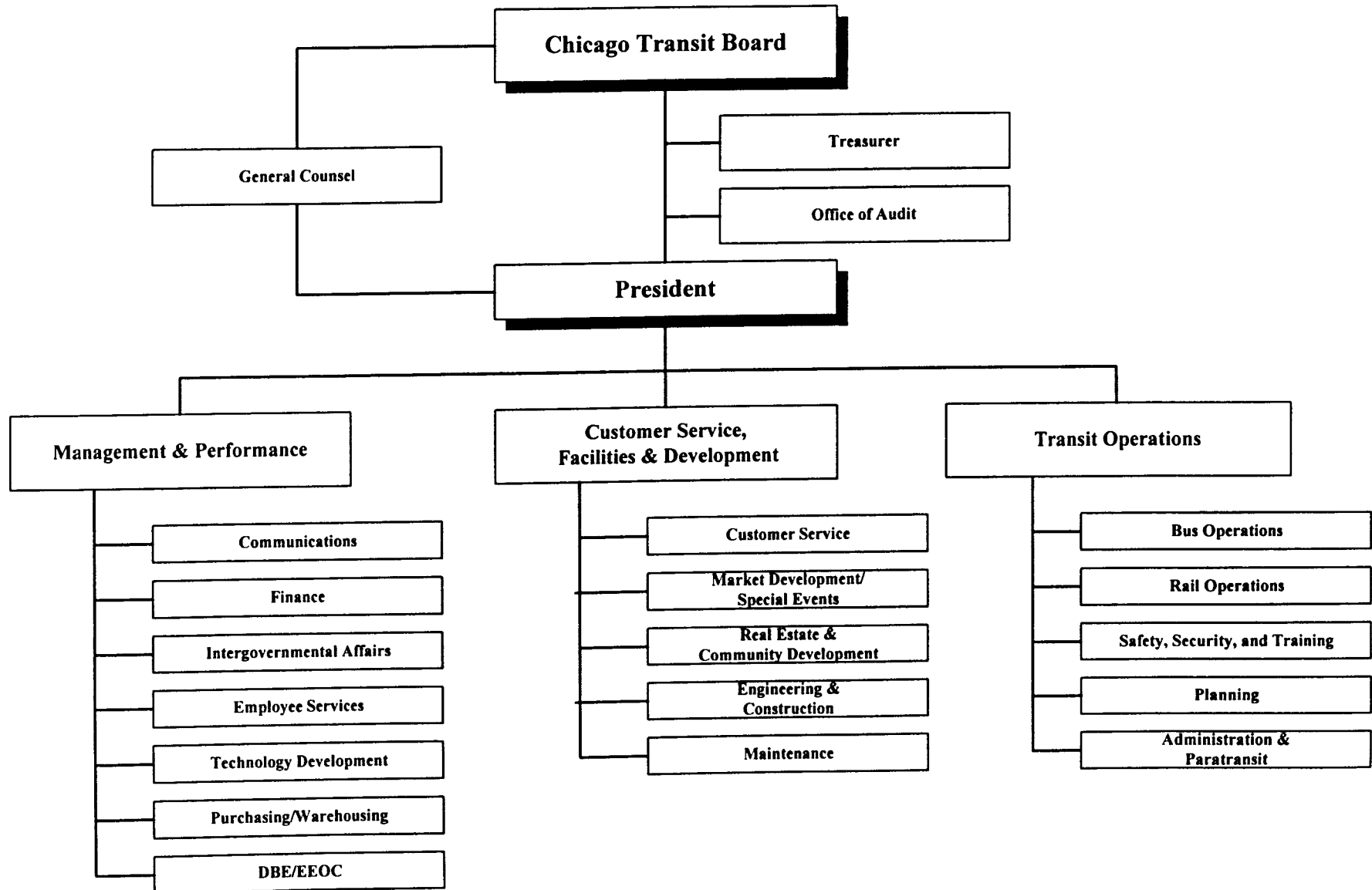
Benefit Services	160
Medical Services.....	162
TECHNOLOGY DEVELOPMENT	
Technology Development Total Budget.....	165
Sr VP Technology Development	166
Technology Management.....	168
Management Information Systems	170
Revenue Equipment Technology & Maintenance	172
PURCHASING/WAREHOUSING	
Purchasing/Warehousing Total Budget.....	175
VP Purchasing/Warehousing	176
Quality Assurance	178
Purchasing.....	180
Purchasing & Warehousing Programs	182
Purchasing & Warehousing Business Systems.....	184
Warehouse/Stockroom ..	186
Pensions	188
Non-Department.....	190

CAPITAL DETAIL

2000 - 2004 Program Detail.....	191
CTA 2000 - 2004 Capital Program	196

**We deliver quality,
affordable transit services
that link people, jobs,
and communities.**

CHICAGO TRANSIT AUTHORITY CHART OF ORGANIZATION



CHICAGO TRANSIT AUTHORITY

2000 BUDGET BY CATEGORY

AREA 0001

	1997	1998	1999	1999	1999	1999	2000
	Actual	Actual	Budget	Actual 1-5	Forecast 6-12	Total	Budget
<u>POSITIONS</u>							
FULL TIME PERM	6,117	5,744	5,758	5,464	-	5,464	5,780
PART TIME	20	39	37	58	-	58	40
FULL TIME TEMP	81	76	104	224	-	224	83
STO POSITIONS	5,987	5,443	5,403	5,399	-	5,399	5,399
TOTAL POSITIONS	12,205	11,302	11,302	11,145	-	11,145	11,302
<u>HOURS</u>							
OPERATING HOURS	20,975,134	20,064,969	19,868,366	8,650,918	11,576,300	20,227,218	20,191,753
NON-OPERATING HOURS	1,591,538	1,076,564	959,796	362,849	669,296	1,032,145	1,103,867
TOTAL HOURS	22,566,672	21,141,533	20,828,162	9,013,767	12,245,596	21,259,363	21,295,620
<u>OPERATING EXPENSE</u>							
LABOR	573,662,468	575,409,133	574,629,697	245,729,777	340,305,367	586,035,144	613,121,928
MATERIAL	50,826,705	73,341,799	59,778,062	29,701,538	40,299,101	70,000,639	64,744,632
FUEL - REVENUE EQUIPMENT	15,103,958	11,095,497	14,187,328	4,075,268	7,424,434	11,499,702	15,381,623
ELECTRIC POWER - REV EQUIPMENT	23,586,629	20,806,724	21,695,056	5,581,893	11,870,231	17,452,124	20,065,959
PROV FOR INJURIES AND DAMAGES	32,100,000	42,000,000	31,000,000	12,916,667	18,083,333	31,000,000	30,000,000
PURCHASE OF SECURITY SERVICES	14,440,579	18,711,091	25,586,028	8,904,436	10,537,390	19,441,826	21,007,000
PURCHASE OF PARATRANSIT SVCS	26,072,497	27,069,066	27,060,000	11,122,580	15,937,420	27,060,000	27,360,000
UTILITIES	17,513,334	16,687,564	16,596,005	7,362,128	8,305,717	15,667,845	16,287,335
MAINTENANCE & REPAIR	11,475,430	11,654,742	11,944,898	4,605,056	7,154,806	11,759,862	11,865,446
ADVERTISING & PROMOTION	2,507,394	3,845,639	1,726,940	494,336	1,290,989	1,785,325	2,899,436
CONTRACTUAL SERVICES	14,102,777	15,795,337	13,479,035	4,279,057	7,806,530	12,085,587	16,657,456
PROV FOR PASSENGER SECURITY	2,611,050	2,611,050	2,610,000	135,000	2,396,000	2,531,000	5,133,000
LEASES & RENTALS	7,659,150	8,048,075	6,710,805	3,541,378	4,423,682	7,965,060	8,057,724
TRAVEL, TRAINING, SEMINARS & DUES	395,686	426,498	410,243	193,121	450,767	643,888	620,853
WARRANTY AND OTHER CREDITS	-17,819,271	-14,705,070	-13,918,000	-4,314,382	-9,723,837	-14,038,219	-16,323,267
GENERAL EXPENSES	6,723,876	1,587,030	2,360,120	649,678	1,440,680	2,090,358	4,202,892
TOTAL OPERATING EXPENSE	780,962,262	814,384,175	795,856,217	334,977,531	468,002,610	802,980,141	841,082,017
<u>NON-OPERATING EXPENSE</u>							
LABOR	44,862,245	32,080,049	37,209,791	10,870,306	25,694,655	36,564,961	35,862,371
MATERIAL	9,835,425	6,404,203	56,534,056	4,328,990	7,124,026	11,453,016	11,721,226
OTHER SERVICES	131,431,068	93,421,603	108,074,610	59,040,359	75,645,610	134,685,969	179,416,402
TOTAL NON-OPERATING EXPENSE	186,128,738	131,905,855	201,818,457	74,239,655	108,464,291	182,703,946	226,999,999

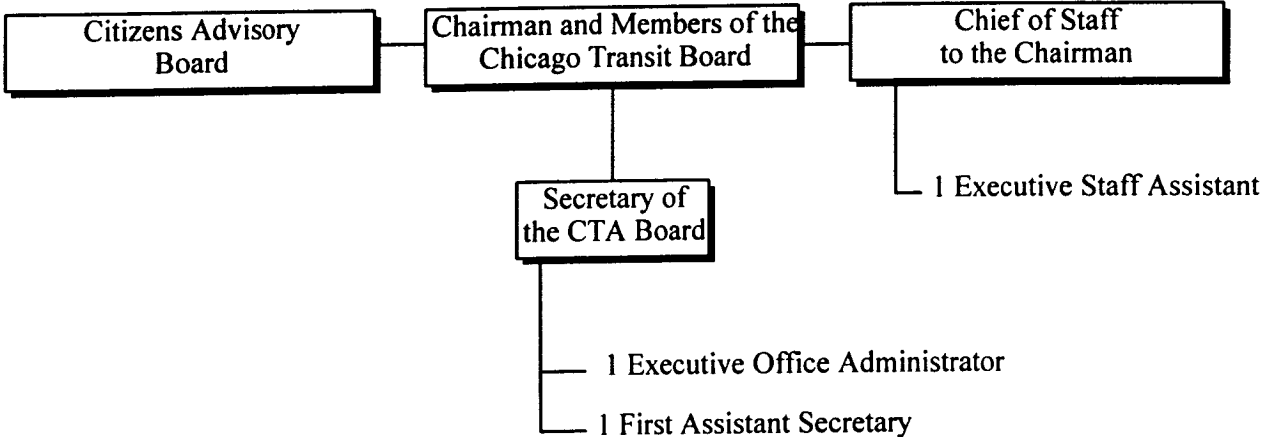
RELIABLE

We will be dependable for
our customers and
fellow
employees,
and will maintain the
highest standards of trust.

RESULTS-ORIENTED

We will focus on getting
the job done and will
derive
personal
satisfaction from
the service we provide.

AUTHORITY GOVERNANCE



12 Total Positions

CHICAGO TRANSIT AUTHORITY

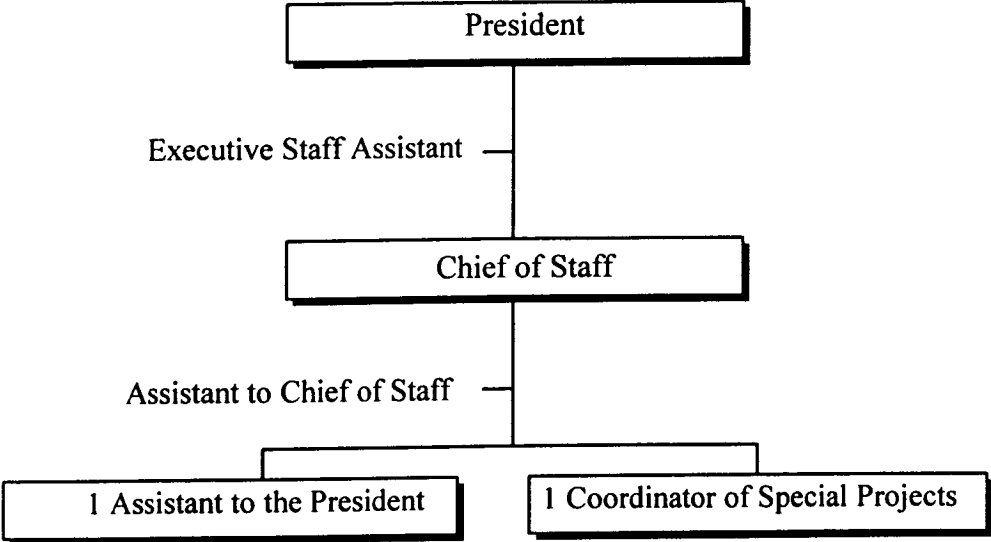
2000 BUDGET BY CATEGORY

DEPARTMENT 0002 CTA BOARD

ROLLS UP TO DIVISION 0002

	1997 Actual	1998 Actual	1999 Budget	1999 Actual 1-5	1999 Forecast 6-12	1999 Total	2000 Budget
POSITIONS							
FULL TIME PERM	5	5	5	11	-	11	5
PART TIME	7	7	7	-	-	-	7
FULL TIME TEMP	-	-	-	-	-	-	-
STO POSITIONS	-	-	-	-	-	-	-
TOTAL POSITIONS	12	12	12	11	-	11	12
HOURS							
OPERATING HOURS	20,356	21,955	23,553	9,272	13,297	22,569	24,920
NON-OPERATING HOURS	-	-	-	-	-	-	-
TOTAL HOURS	20,356	21,955	23,553	9,272	13,297	22,569	24,920
OPERATING EXPENSE							
LABOR	602,828	658,528	678,306	287,634	418,704	706,338	717,547
MATERIAL	56,683	8,011	1,767	736	1,067	1,803	1,832
FUEL - REVENUE EQUIPMENT	-	-	-	-	-	-	-
ELECTRIC POWER - REV EQUIPMENT	-	-	-	-	-	-	-
PROV FOR INJURIES AND DAMAGES	-	-	-	-	-	-	-
PURCHASE OF SECURITY SERVICES	-	-	-	-	-	-	-
PURCHASE OF PARATRANSIT SVCS	-	-	-	-	-	-	-
UTILITIES	-	-	-	-	-	-	-
MAINTENANCE & REPAIR	57	-	50	-	-	-	-
ADVERTISING & PROMOTION	9,429	351	-	125	753	878	351
CONTRACTUAL SERVICES	29,052	1,955	100	245	995	1,240	1,955
PROV FOR PASSENGER SECURITY	-	-	-	-	-	-	-
LEASES & RENTALS	173	-	-	-	-	-	-
TRAVEL, TRAINING, SEMINARS & DUES	8,107	5,511	13,000	2,011	2,299	4,310	5,511
WARRANTY AND OTHER CREDITS	-	-	-	-	-	-	-
GENERAL EXPENSES	12,522	5,640	9,540	1,677	1,474	3,151	5,641
TOTAL OPERATING EXPENSE	718,851	679,996	702,763	292,428	425,292	717,720	732,837
NON-OPERATING EXPENSE							
LABOR	-	-	-	-	-	-	-
MATERIAL	-	-	-	-	-	-	-
OTHER SERVICES	-	-	-	-	-	-	-
TOTAL NON-OPERATING EXPENSE	-	-	-	-	-	-	-

OFFICE OF THE PRESIDENT



6 Total Positions

CHICAGO TRANSIT AUTHORITY

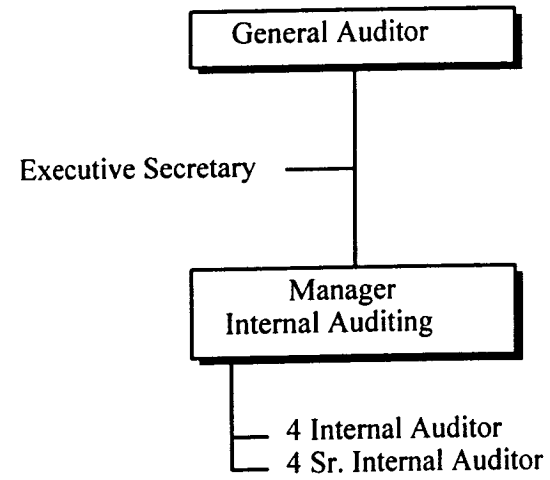
2000 BUDGET BY CATEGORY

DEPARTMENT 0012 OFFICE OF THE PRESIDENT

ROLLS UP TO DIVISION 0012

	1997 Actual	1998 Actual	1999 Budget	1999 Actual 1-5	1999 Forecast 6-12	1999 Total	2000 Budget
<u>POSITIONS</u>							
FULL TIME PERM	6	7	6	6	-	6	6
PART TIME	-	-	-	-	-	-	-
FULL TIME TEMP	-	-	-	-	-	-	-
STO POSITIONS	-	-	-	-	-	-	-
TOTAL POSITIONS	6	7	6	6	-	6	6
<u>HOURS</u>							
OPERATING HOURS	12,947	14,592	11,120	5,875	8,772	14,647	11,304
NON-OPERATING HOURS	-	-	-	-	-	-	-
TOTAL HOURS	12,947	14,592	11,120	5,875	8,772	14,647	11,304
<u>OPERATING EXPENSE</u>							
LABOR	691,784	773,802	677,796	313,773	472,068	785,841	709,901
MATERIAL	6,925	1,927	4,622	4,515	6,535	11,050	4,622
FUEL - REVENUE EQUIPMENT	-	-	-	-	-	-	-
ELECTRIC POWER - REV EQUIPMENT	-	-	-	-	-	-	-
PROV FOR INJURIES AND DAMAGES	-	-	-	-	-	-	-
PURCHASE OF SECURITY SERVICES	-	-	-	-	-	-	-
PURCHASE OF PARATRANSIT SVCS	-	-	-	-	-	-	-
UTILITIES	-	-	-	-	-	-	-
MAINTENANCE & REPAIR	-	-	-	-	-	-	-
ADVERTISING & PROMOTION	333	-	-	-	-	-	-
CONTRACTUAL SERVICES	221,043	663	100,000	81	279	360	50,420
PROV FOR PASSENGER SECURITY	-	-	-	-	-	-	-
LEASES & RENTALS	570	-	-	-	-	-	-
TRAVEL, TRAINING, SEMINARS & DUES	5,545	7,951	10,300	3,239	3,120	6,359	10,300
WARRANTY AND OTHER CREDITS	-	-	-	-	-	-	-
GENERAL EXPENSES	20,753	35,190	7,788	4,237	19,958	24,195	7,788
TOTAL OPERATING EXPENSE	946,953	819,533	800,506	325,845	501,960	827,805	783,031
<u>NON-OPERATING EXPENSE</u>							
LABOR	-	-	-	-	-	-	-
MATERIAL	-	-	-	-	-	-	-
OTHER SERVICES	-	7,470	-	-	-	-	-
TOTAL NON-OPERATING EXPENSE	-	7,470	-	-	-	-	-

OFFICE OF AUDIT



11 Total Positions

CHICAGO TRANSIT AUTHORITY

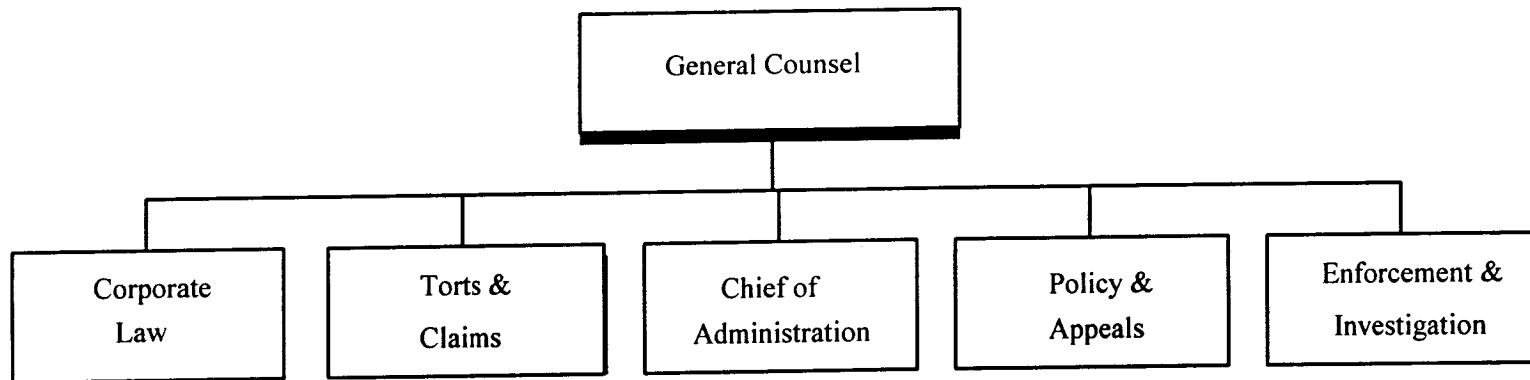
2000 BUDGET BY CATEGORY

SECTOR 0826 OFFICE OF AUDIT

ROLLS UP TO DIVISION 0826

	1997 Actual	1998 Actual	1999 Budget	1999 Actual 1-5	1999 Forecast 6-12	1999 Total	2000 Budget
<u>POSITIONS</u>							
FULL TIME PERM	9	9	9	10	-	10	11
PART TIME	-	-	-	-	-	-	-
FULL TIME TEMP	3	2	2	-	-	-	-
STO POSITIONS	-	-	-	-	-	-	-
TOTAL POSITIONS	12	11	11	10	-	10	11
<u>HOURS</u>							
OPERATING HOURS	17,291	15,538	20,641	8,398	12,055	20,453	20,664
NON-OPERATING HOURS	1,611	-417	-	-	-	-	-
TOTAL HOURS	18,902	15,121	20,641	8,398	12,055	20,453	20,664
<u>OPERATING EXPENSE</u>							
LABOR	538,503	524,195	658,670	259,351	386,443	645,794	682,463
MATERIAL	2,350	1,274	4,098	2,181	3,160	5,341	3,092
FUEL - REVENUE EQUIPMENT	-	-	-	-	-	-	-
ELECTRIC POWER - REV EQUIPMENT	-	-	-	-	-	-	-
PROV FOR INJURIES AND DAMAGES	-	-	-	-	-	-	-
PURCHASE OF SECURITY SERVICES	-	-	-	-	-	-	-
PURCHASE OF PARATRANSIT SVCS	-	-	-	-	-	-	-
UTILITIES	-	-	-	-	-	-	-
MAINTENANCE & REPAIR	-	-	-	-	-	-	-
ADVERTISING & PROMOTION	-	-	-	-	-	-	-
CONTRACTUAL SERVICES	-	-	20,000	-	-	-	20,000
PROV FOR PASSENGER SECURITY	-	-	-	-	-	-	-
LEASES & RENTALS	-	-	-	-	-	-	-
TRAVEL, TRAINING, SEMINARS & DUES	6,055	5,807	6,677	3,239	3,140	6,379	5,811
WARRANTY AND OTHER CREDITS	-	-	-	-	-	-	-
GENERAL EXPENSES	637	40	3,222	509	784	1,293	68
TOTAL OPERATING EXPENSE	547,545	531,316	692,667	265,280	393,527	658,807	711,434
<u>NON-OPERATING EXPENSE</u>							
LABOR	46,880	-10,261	-	-	-	-	-
MATERIAL	-	-	-	-	-	-	-
OTHER SERVICES	225,378	6,483	-	-	6,484	6,484	-
TOTAL NON-OPERATING EXPENSE	272,258	-3,778	-	-	6,484	6,484	-

GENERAL COUNSEL

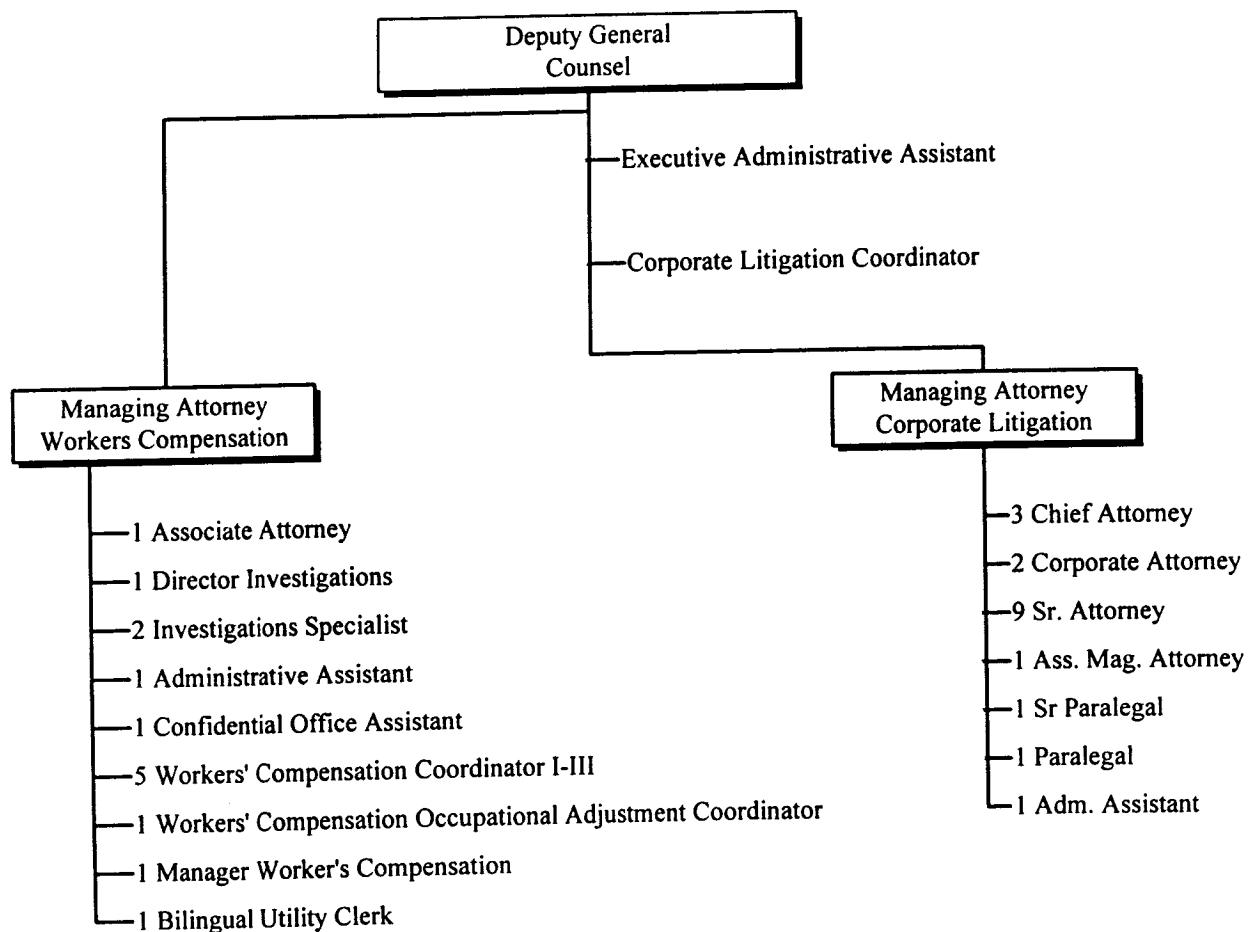


CHICAGO TRANSIT AUTHORITY

2000 BUDGET BY CATEGORY

SECTOR	0015	GENERAL COUNSEL	ROLLS UP TO DIVISION 0015					1999 Total	2000 Budget
			1997 Actual	1998 Actual	1999 Budget	1999 Actual 1-5	1999 Forecast 6-12		
<u>POSITIONS</u>									
FULL TIME PERM			111	119	126	102	-	102	124
PART TIME			-	-	-	15	-	15	1
FULL TIME TEMP			-	-	1	10	-	10	4
STO POSITIONS			-	-	-	-	-	-	-
TOTAL POSITIONS			111	119	127	127	-	127	129
<u>HOURS</u>									
OPERATING HOURS			199,281	196,276	244,208	89,776	151,690	241,466	254,475
NON-OPERATING HOURS			55,599	53,363	-	17,699	-1,045	16,654	-
TOTAL HOURS			254,880	249,639	244,208	107,475	150,645	258,120	254,475
<u>OPERATING EXPENSE</u>									
LABOR			6,469,306	6,305,562	8,413,098	2,769,110	4,372,114	7,141,224	8,836,409
MATERIAL			41,668	53,437	45,903	26,123	37,477	63,600	56,154
FUEL - REVENUE EQUIPMENT			-	-	-	-	-	-	-
ELECTRIC POWER - REV EQUIPMENT			-	-	-	-	-	-	-
PROV FOR INJURIES AND DAMAGES			-	-	-	-	-	-	-
PURCHASE OF SECURITY SERVICES			-	-	28	-	-	-	-
PURCHASE OF PARATRANSIT SVCS			-	-	-	428	599	1,027	-
UTILITIES			-	30	-	-	30	30	30
MAINTENANCE & REPAIR			-	-	-	-	-	-	-
ADVERTISING & PROMOTION			-	-	-	-	-	-	-
CONTRACTUAL SERVICES			4,754,759	5,079,751	4,166,909	1,795,761	2,695,717	4,491,478	4,238,947
PROV FOR PASSENGER SECURITY			-	-	-	-	-	-	-
LEASES & RENTALS			38,517	395	-	-	395	395	395
TRAVEL, TRAINING, SEMINARS & DUES			12,321	8,555	19,355	3,681	15,265	18,946	17,906
WARRANTY AND OTHER CREDITS			-	-	-	-	-	-	-
GENERAL EXPENSES			78,008	84,835	62,928	24,209	41,870	66,079	58,159
TOTAL OPERATING EXPENSE			11,394,579	11,532,565	12,708,221	4,619,312	7,163,467	11,782,779	13,208,000
<u>NON-OPERATING EXPENSE</u>									
LABOR			22,560	-23,171	-	-11,969	-6,889	-18,858	-
MATERIAL			-	-	-	-	-	-	-
OTHER SERVICES			3,236	-	-	-	-	-	-
TOTAL NON-OPERATING EXPENSE			25,796	-23,171	-	-11,969	-6,889	-18,858	-

GENERAL COUNSEL CORPORATE LAW

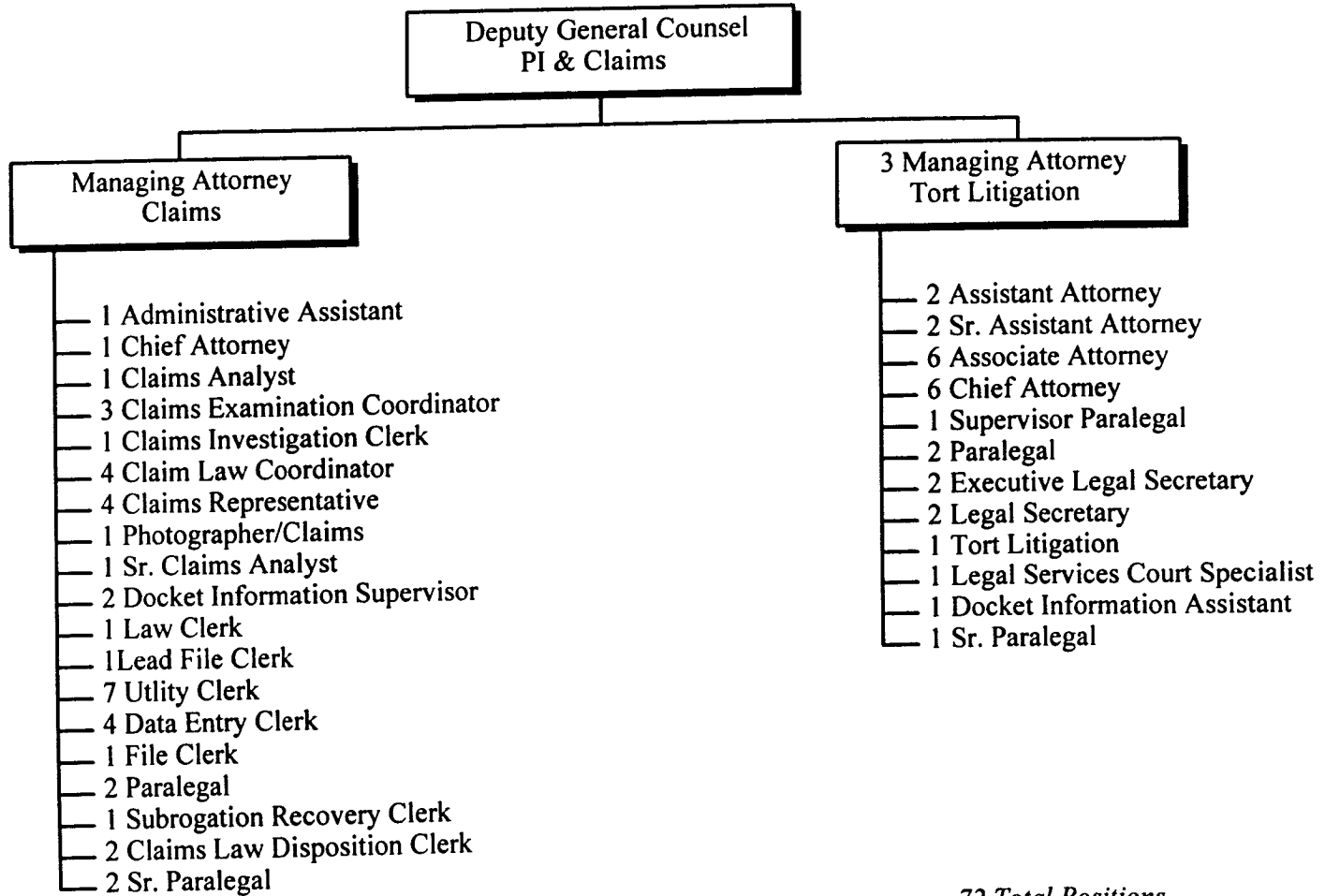


CHICAGO TRANSIT AUTHORITY

2000 BUDGET BY CATEGORY

DEPARTMENT 0020	DEP GC CORPORATE LAW	ROLLS UP TO DIVISION 0015						
		1997 Actual	1998 Actual	1999 Budget	1999 Actual 1-5	1999 Forecast 6-12	1999 Total	2000 Budget
<u>POSITIONS</u>								
FULL TIME PERM		25	27	36	24	-	24	34
PART TIME		-	-	-	1	-	1	-
FULL TIME TEMP		-	-	1	10	-	10	3
STO POSITIONS		-	-	-	-	-	-	-
TOTAL POSITIONS		25	27	37	35	-	35	37
<u>HOURS</u>								
OPERATING HOURS		43,717	47,512	60,040	28,575	41,855	70,430	71,136
NON-OPERATING HOURS		55,455	51,514	-	16,909	-2,023	14,886	-
TOTAL HOURS		99,172	99,026	60,040	45,484	39,832	85,316	71,136
<u>OPERATING EXPENSE</u>								
LABOR		1,665,666	1,587,319	2,322,647	800,689	1,293,877	2,094,566	2,659,907
MATERIAL		3,224	4,952	11,552	793	1,145	1,938	2,224
FUEL - REVENUE EQUIPMENT		-	-	-	-	-	-	-
ELECTRIC POWER - REV EQUIPMENT		-	-	-	-	-	-	-
PROV FOR INJURIES AND DAMAGES		-	-	-	-	-	-	-
PURCHASE OF SECURITY SERVICES		-	-	-	-	-	-	-
PURCHASE OF PARATRANSIT SVCS		-	-	-	-	-	-	-
UTILITIES		-	30	-	-	30	30	30
MAINTENANCE & REPAIR		-	-	-	-	-	-	-
ADVERTISING & PROMOTION		-	-	-	-	-	-	-
CONTRACTUAL SERVICES		9,822	10,180	344,118	187,483	264,806	452,289	437,129
PROV FOR PASSENGER SECURITY		-	-	-	-	-	-	-
LEASES & RENTALS		-	-	-	-	-	-	-
TRAVEL, TRAINING, SEMINARS & DUES		517	199	5,371	315	126	441	1,000
WARRANTY AND OTHER CREDITS		-	-	-	-	-	-	-
GENERAL EXPENSES		11,269	10,064	16,352	8,723	12,018	20,741	19,677
TOTAL OPERATING EXPENSE		1,690,498	1,612,744	2,700,040	998,003	1,572,002	2,570,005	3,119,967
<u>NON-OPERATING EXPENSE</u>								
LABOR		19,757	-23,880	-	-11,152	-17,601	-28,753	-
MATERIAL		-	-	-	-	-	-	-
OTHER SERVICES		-	-	-	-	-	-	-
TOTAL NON-OPERATING EXPENSE		19,757	-23,880	-	-11,152	-17,601	-28,753	-

GENERAL COUNSEL TORTS & CLAIMS



72 Total Positions

CHICAGO TRANSIT AUTHORITY
2000 BUDGET BY CATEGORY

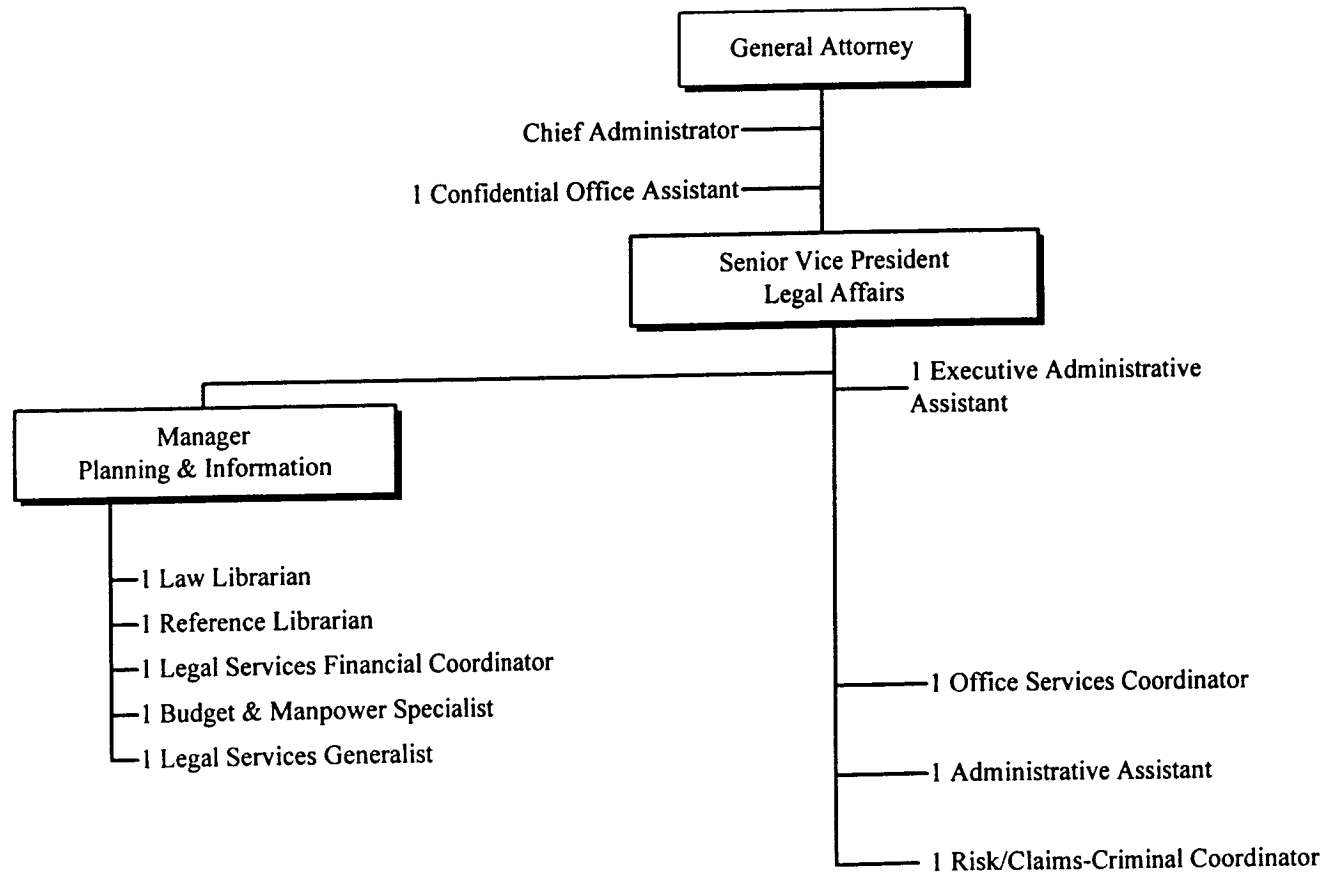
DEPARTMENT 0023

DEP GC TORTS & CLAIMS

ROLLS UP TO DIVISION 0015

	1997 Actual	1998 Actual	1999 Budget	1999 Actual 1-5	1999 Forcast 6-12	1999 Total	2000 Budget
POSITIONS							
FULL TIME PERM	45	45	45	59	-	59	72
PART TIME	-	-	-	4	-	4	-
FULL TIME TEMP	-	-	-	-	-	-	-
STO POSITIONS	-	-	-	-	-	-	-
TOTAL POSITIONS	45	45	45	63	-	63	72
HOURS							
OPERATING HOURS	78,404	78,738	107,163	40,401	61,384	101,785	135,128
NON-OPERATING HOURS	-	-	-	414	119	533	-
TOTAL HOURS	78,404	78,738	107,163	40,815	61,503	102,318	135,128
OPERATING EXPENSE							
LABOR	2,761,581	2,812,485	3,689,439	1,330,585	2,021,969	3,352,554	4,462,382
MATERIAL	22,603	13,734	22,251	15,300	21,811	37,111	33,375
FUEL - REVENUE EQUIPMENT	-	-	-	-	-	-	-
ELECTRIC POWER - REV EQUIPMENT	-	-	-	-	-	-	-
PROV FOR INJURIES AND DAMAGES	-	-	-	-	-	-	-
PURCHASE OF SECURITY SERVICES	-	-	-	-	-	-	-
PURCHASE OF PARATRANSIT SVCS	-	-	-	428	599	1,027	-
UTILITIES	-	-	-	-	-	-	-
MAINTENANCE & REPAIR	-	-	-	-	-	-	-
ADVERTISING & PROMOTION	-	-	-	-	-	-	-
CONTRACTUAL SERVICES	104,076	37,433	2,794,531	903,707	1,232,550	2,136,257	2,010,103
PROV FOR PASSENGER SECURITY	-	-	-	-	-	-	-
LEASES & RENTALS	38,517	-	-	-	-	-	-
TRAVEL, TRAINING, SEMINARS & DUES	1,070	1,004	9,345	1,882	12,180	14,062	13,554
WARRANTY AND OTHER CREDITS	-	-	-	-	-	-	-
GENERAL EXPENSES	10,584	4,208	36,007	10,455	18,891	29,346	29,208
TOTAL OPERATING EXPENSE	2,938,431	2,868,864	6,551,573	2,262,357	3,308,000	5,570,357	6,548,622
NON-OPERATING EXPENSE							
LABOR	-	-	-	2,694	5,063	7,757	-
MATERIAL	-	-	-	-	-	-	-
OTHER SERVICES	-	-	-	-	-	-	-
TOTAL NON-OPERATING EXPENSE	-	-	-	2,694	5,063	7,757	-

GENERAL COUNSEL CHIEF OF ADMINISTRATION



CHICAGO TRANSIT AUTHORITY

2000 BUDGET BY CATEGORY

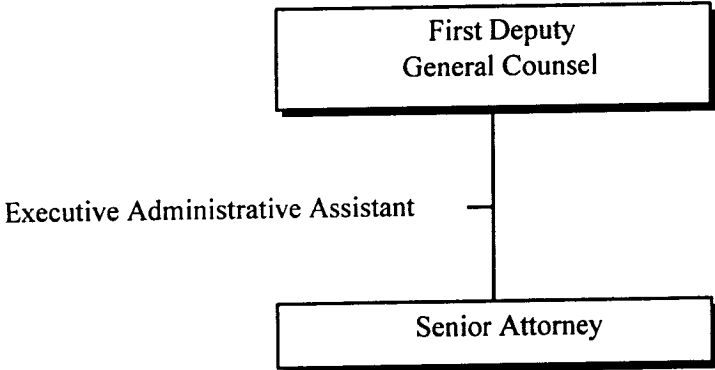
DEPARTMENT 0025 CHIEF OF ADMINISTRATION

ROLLS UP TO DIVISION 0015

	1997 Actual	1998 Actual	1999 Budget	1999 Actual 1-5	1999 Forecast 6-12	1999 Total	2000 Budget
<u>POSITIONS</u>							
FULL TIME PERM	41	47	45	15	-	15	13
PART TIME	-	-	-	3	-	3	-
FULL TIME TEMP	-	-	-	-	-	-	1
STO POSITIONS	-	-	-	-	-	-	-
TOTAL POSITIONS	41	47	45	18	-	18	14
<u>HOURS</u>							
OPERATING HOURS	77,160	70,026	69,486	19,012	45,289	64,301	36,952
NON-OPERATING HOURS	144	1,849	-	376	859	1,235	-
TOTAL HOURS	77,304	71,875	69,486	19,388	46,148	65,536	36,952
<u>OPERATING EXPENSE</u>							
LABOR	2,042,059	1,905,758	2,134,562	558,359	913,298	1,471,657	1,208,367
MATERIAL	15,841	34,751	9,199	10,030	14,521	24,551	20,555
FUEL - REVENUE EQUIPMENT	-	-	-	-	-	-	-
ELECTRIC POWER - REV EQUIPMENT	-	-	-	-	-	-	-
PROV FOR INJURIES AND DAMAGES	-	-	-	-	-	-	-
PURCHASE OF SECURITY SERVICES	-	-	28	-	-	-	-
PURCHASE OF PARATRANSIT SVCS	-	-	-	-	-	-	-
UTILITIES	-	-	-	-	-	-	-
MAINTENANCE & REPAIR	-	-	-	-	-	-	-
ADVERTISING & PROMOTION	-	-	-	-	-	-	-
CONTRACTUAL SERVICES	4,640,861	5,032,138	663,538	704,246	1,098,158	1,802,404	1,671,878
PROV FOR PASSENGER SECURITY	-	-	-	-	-	-	-
LEASES & RENTALS	-	395	-	-	395	395	395
TRAVEL, TRAINING, SEMINARS & DUES	10,734	7,352	2,289	125	1,056	1,181	1,352
WARRANTY AND OTHER CREDITS	-	-	-	-	-	-	-
GENERAL EXPENSES	56,155	70,563	5,749	5,031	10,961	15,992	9,274
TOTAL OPERATING EXPENSE	6,765,650	7,050,957	2,815,365	1,277,791	2,038,389	3,316,180	2,911,821
<u>NON-OPERATING EXPENSE</u>							
LABOR	2,803	709	-	-3,511	5,649	2,138	-
MATERIAL	-	-	-	-	-	-	-
OTHER SERVICES	3,236	-	-	-	-	-	-
TOTAL NON-OPERATING EXPENSE	6,039	709	-	-3,511	5,649	2,138	-

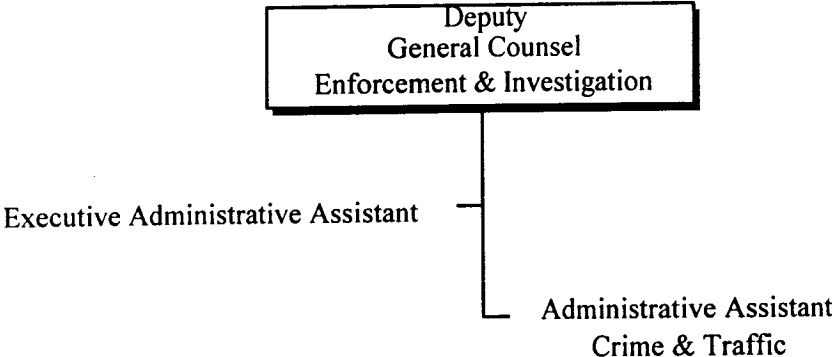
GENERAL COUNSEL

POLICY & APPEALS



3 Total Positions

ENFORCEMENT & INVESTIGATION



3 Total Positions

CHICAGO TRANSIT AUTHORITY

2000 BUDGET BY CATEGORY

DEPARTMENT 0044 POLICY & APPEALS

ROLLS UP TO DIVISION 0015

	1997 Actual	1998 Actual	1999 Budget	1999 Actual 1-5	1999 Forecast 6-12	1999 Total	2000 Budget
POSITIONS							
FULL TIME PERM	-	-	-	2	-	2	2
PART TIME	-	-	-	3	-	3	1
FULL TIME TEMP	-	-	-	-	-	-	-
STO POSITIONS	-	-	-	-	-	-	-
TOTAL POSITIONS	-	-	-	5	-	5	3
HOURS							
OPERATING HOURS	-	-	-	830	1,468	2,298	5,387
NON-OPERATING HOURS	-	-	-	-	-	-	-
TOTAL HOURS	-	-	-	830	1,468	2,298	5,387
OPERATING EXPENSE							
LABOR	-	-	-	40,099	72,133	112,232	275,703
MATERIAL	-	-	1,253	-	-	-	-
FUEL - REVENUE EQUIPMENT	-	-	-	-	-	-	-
ELECTRIC POWER - REV EQUIPMENT	-	-	-	-	-	-	-
PROV FOR INJURIES AND DAMAGES	-	-	-	-	-	-	-
PURCHASE OF SECURITY SERVICES	-	-	-	-	-	-	-
PURCHASE OF PARATRANSIT SVCS	-	-	-	-	-	-	-
UTILITIES	-	-	-	-	-	-	-
MAINTENANCE & REPAIR	-	-	-	-	-	-	-
ADVERTISING & PROMOTION	-	-	-	-	-	-	-
CONTRACTUAL SERVICES	-	-	194,992	325	100,203	100,528	119,837
PROV FOR PASSENGER SECURITY	-	-	-	-	-	-	-
LEASES & RENTALS	-	-	-	-	-	-	-
TRAVEL, TRAINING, SEMINARS & DUES	-	-	1,583	1,359	1,903	3,262	2,000
WARRANTY AND OTHER CREDITS	-	-	-	-	-	-	-
GENERAL EXPENSES	-	-	2,179	-	-	-	-
TOTAL OPERATING EXPENSE	-	-	200,007	41,783	174,239	216,022	397,540
NON-OPERATING EXPENSE							
LABOR	-	-	-	-	-	-	-
MATERIAL	-	-	-	-	-	-	-
OTHER SERVICES	-	-	-	-	-	-	-
TOTAL NON-OPERATING EXPENSE	-	-	-	-	-	-	-

CHICAGO TRANSIT AUTHORITY

2000 BUDGET BY CATEGORY

DEPARTMENT 0045	ENFORCEMENT & INVESTIGATION	ROLLS UP TO DIVISION 0015						
		1997 Actual	1998 Actual	1999 Budget	1999 Actual 1-5	1999 Forecast 6-12	1999 Total	2000 Budget
<u>POSITIONS</u>								
FULL TIME PERM	-	-	-	2	-	2	3	
PART TIME	-	-	-	4	-	4	-	
FULL TIME TEMP	-	-	-	-	-	-	-	
STO POSITIONS	-	-	-	-	-	-	-	
TOTAL POSITIONS	-	-	-	6	-	6	3	
<u>HOURS</u>								
OPERATING HOURS	-	-	7,519	958	1,694	2,652	5,872	
NON-OPERATING HOURS	-	-	-	-	-	-	-	
TOTAL HOURS	-	-	7,519	958	1,694	2,652	5,872	
<u>OPERATING EXPENSE</u>								
LABOR	-	-	266,450	39,378	70,837	110,215	230,050	
MATERIAL	-	-	1,648	-	-	-	-	
FUEL - REVENUE EQUIPMENT	-	-	-	-	-	-	-	
ELECTRIC POWER - REV EQUIPMENT	-	-	-	-	-	-	-	
PROV FOR INJURIES AND DAMAGES	-	-	-	-	-	-	-	
PURCHASE OF SECURITY SERVICES	-	-	-	-	-	-	-	
PURCHASE OF PARATRANSIT SVCS	-	-	-	-	-	-	-	
UTILITIES	-	-	-	-	-	-	-	
MAINTENANCE & REPAIR	-	-	-	-	-	-	-	
ADVERTISING & PROMOTION	-	-	-	-	-	-	-	
CONTRACTUAL SERVICES	-	-	169,730	-	-	-	-	
PROV FOR PASSENGER SECURITY	-	-	-	-	-	-	-	
LEASES & RENTALS	-	-	-	-	-	-	-	
TRAVEL, TRAINING, SEMINARS & DUES	-	-	767	-	-	-	-	
WARRANTY AND OTHER CREDITS	-	-	-	-	-	-	-	
GENERAL EXPENSES	-	-	2,641	-	-	-	-	
TOTAL OPERATING EXPENSE	-	-	441,236	39,378	70,837	110,215	230,050	
<u>NON-OPERATING EXPENSE</u>								
LABOR	-	-	-	-	-	-	-	
MATERIAL	-	-	-	-	-	-	-	
OTHER SERVICES	-	-	-	-	-	-	-	
TOTAL NON-OPERATING EXPENSE	-	-	-	-	-	-	-	

TRANSIT OPERATIONS

The Transit Operations Division is responsible for the service the Chicago Transit Authority provides to the community. The Transit Operations Division controls all buses, trains, and paratransit services.

BUS OPERATIONS

BUS GARAGES

Provide bus service to our customers that consistently meets or exceeds the Authority's goals of providing on time, clean, safe, and friendly service.

BUS HEAVY MAINTENANCE

Support bus service by providing bus and component repair and rebuild services. Maximize safety, reliability, and aesthetic appeal of the bus fleet.

ENGINEERING & TECHNICAL SERVICE - BUS

Provide engineering and technical support to improve the safety, reliability, and aesthetic appeal of the current bus fleet. Provide technical support for the acquisition of rolling stock required. Improve quality for all phases of Bus Operations.

RAIL OPERATIONS

RAIL TERMINALS

Provide rapid transit service to our customers that consistently meet or exceed the Authority's goals of providing on-time, clean, safe and friendly transportation.

RAIL HEAVY MAINTENANCE

Support CTA's rapid transit service by providing rail car and component repair and rebuild services. Maximize the safety & reliability of the rapid transit fleet.

RAIL CAR APPEARANCE

Support CTA's rapid transit service by providing rail car servicing. Maximize the aesthetic appeal of the rapid transit fleet.

ENGINEERING & TECHNICAL SERVICE - RAIL

Provide engineering and technical support to improve the safety, reliability and aesthetic appeal of the rail fleet. Provide technical support and quality inspection of rail car rehabilitation program. Improve the quality for all phases of Rail Operations.

SAFETY, SECURITY, AND TRAINING

SECURITY SERVICES	Increase and enhance security to assure a safe riding environment for our customers. Reduce criminal incidents committed on the bus and rail systems and minimize those incidents in, or around CTA facilities.
SYSTEM SAFETY & ENVIRONMENTAL AFFAIRS	Identify and resolve safety and environmental hazards to ensure the highest degree of safety for CTA riders, employees and the general public.
COMMUNICATION POWER/CONTROL	Modernize communication and power control functions to establish a service communications network that will integrate all service and security-related communications.
TRAINING & INSTRUCTION	Develop, instruct, and oversee administration of all training programs and activities required to properly prepare operators, supervisory, maintenance and craft employees to perform their jobs.

PLANNING

PLANNING	Assist other agencies and communities with traffic planning, engineering studies, and alternative transportation solutions. Design, prepare and revise service schedules for the Authority. Compile traffic surveys based on periodic inspections.
----------	--

ADMINISTRATION & PARATRANSIT

OPERATIONS SUPPORT SERVICES	Provide administrative support to the Transit Operations Departments.
PARATRANSIT OPERATIONS	Administer door-to-door service for people with disabilities. Monitor the implementation of transportation provisions covered under the Americans with Disabilities Act (ADA) and Section 504 of the Rehabilitation Act.

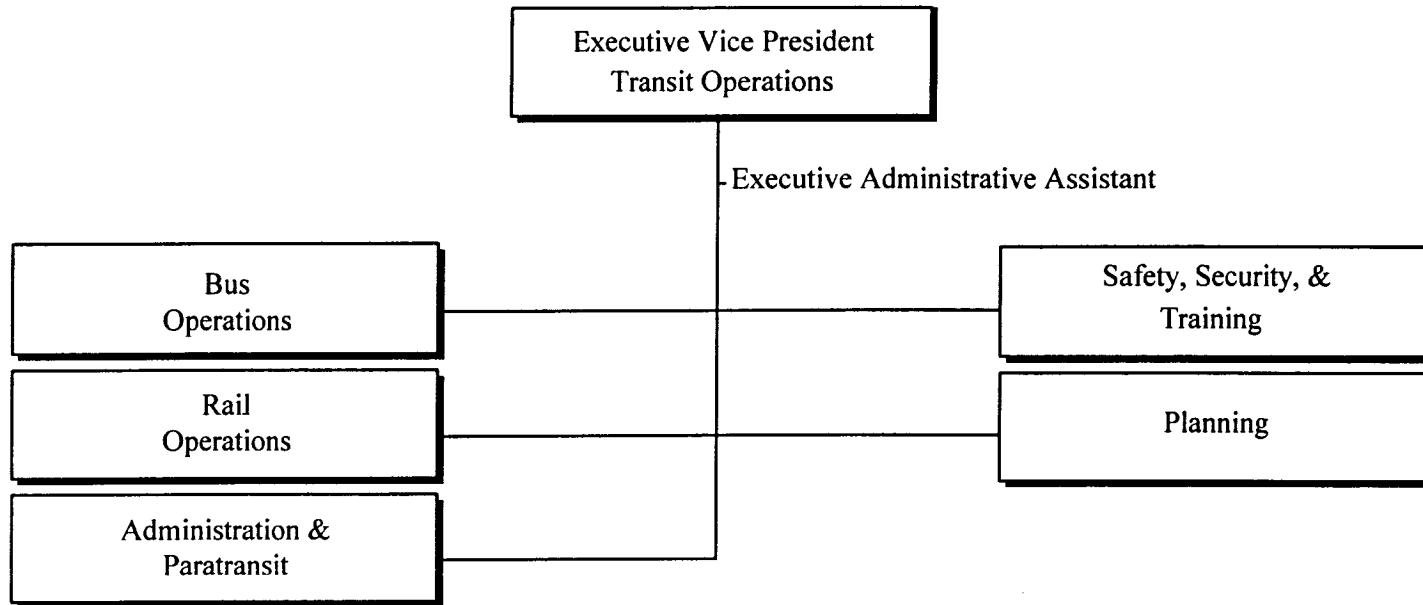
CHICAGO TRANSIT AUTHORITY

2000 BUDGET BY CATEGORY

DIVISION 0100 TRANSIT OPERATIONS

	1997 Actual	1998 Actual	1999 Budget	1999 Actual 1-5	1999 Forecast 6-12	1999 Total	2000 Budget
POSITIONS							
FULL TIME PERM	3,511	3,250	3,245	3,103	-	3,103	3,274
PART TIME	2	23	21	12	-	12	20
FULL TIME TEMP	-	-	19	31	-	31	-
STO POSITIONS	5,987	5,443	5,403	5,399	-	5,399	5,399
TOTAL POSITIONS	9,500	8,716	8,688	8,545	-	8,545	8,693
HOURS							
OPERATING HOURS	17,080,987	16,063,645	15,942,291	6,818,854	9,267,542	16,086,396	16,152,231
NON-OPERATING HOURS	703,624	340,876	334,274	132,452	203,146	335,598	393,104
TOTAL HOURS	17,784,611	16,404,521	16,276,565	6,951,306	9,470,688	16,421,994	16,545,335
OPERATING EXPENSE							
LABOR	456,189,863	437,710,867	447,104,378	190,100,066	270,041,592	460,141,658	470,007,464
MATERIAL	44,286,031	52,527,251	45,045,579	23,122,116	31,846,397	54,968,513	49,278,390
FUEL - REVENUE EQUIPMENT	15,103,958	11,095,497	14,187,328	4,075,268	7,424,434	11,499,702	15,381,623
ELECTRIC POWER - REV EQUIPMENT	-	-	-	-	-	-	-
PROV FOR INJURIES AND DAMAGES	-	-	-	-	-	-	-
PURCHASE OF SECURITY SERVICES	14,277,845	18,184,372	25,000,000	8,737,841	10,030,000	18,767,841	20,457,848
PURCHASE OF PARATRANSIT SVCS	26,072,497	27,069,066	27,060,000	11,122,152	15,936,821	27,058,973	27,360,000
UTILITIES	28,100	4,933	15,238	-	4,933	4,933	4,933
MAINTENANCE & REPAIR	2,485,247	598,958	545,564	532,936	760,287	1,293,223	926,623
ADVERTISING & PROMOTION	81,784	-18,746	6,780	5,677	7,074	12,751	934
CONTRACTUAL SERVICES	196,966	219,471	447,991	102,523	240,573	343,096	846,699
PROV FOR PASSENGER SECURITY	-	-	-	-	-	-	-
LEASES & RENTALS	521,480	927,743	518,304	523,809	478,408	1,002,217	993,049
TRAVEL, TRAINING, SEMINARS & DUES	137,532	157,189	129,985	100,563	103,275	203,838	153,756
WARRANTY AND OTHER CREDITS	-354,066	-938,700	-208,000	-144,201	-174,713	-318,914	-318,914
GENERAL EXPENSES	433,600	358,889	291,978	115,920	343,348	459,268	455,342
TOTAL OPERATING EXPENSE	559,460,837	547,896,790	560,145,125	238,394,670	337,042,429	575,437,099	585,547,747
NON-OPERATING EXPENSE							
LABOR	20,302,684	10,029,367	10,485,142	4,056,310	7,111,956	11,168,266	12,405,142
MATERIAL	8,218,487	5,404,328	11,710,342	3,405,520	4,922,696	8,328,216	8,869,786
OTHER SERVICES	6,577,706	19,410,601	4,827,766	20,073,733	28,462,300	48,536,033	51,672,520
TOTAL NON-OPERATING EXPENSE	35,098,877	34,844,296	27,023,250	27,535,563	40,496,952	68,032,515	72,947,448

TRANSIT OPERATIONS EXECUTIVE VICE PRESIDENT



2 Total Positions

CHICAGO TRANSIT AUTHORITY

2000 BUDGET BY CATEGORY

DEPARTMENT 0101	TRANSIT OPERATIONS, EVP	ROLLS UP TO DIVISION 0100					1999 Total	2000 Budget
		1997 Actual	1998 Actual	1999 Budget	1999 Actual 1-5	1999 Forecast 6-12		
<u>POSITIONS</u>								
FULL TIME PERM		2	2	2	2	-	2	2
PART TIME		-	-	-	-	-	-	-
FULL TIME TEMP		-	-	-	-	-	-	-
STO POSITIONS		-	-	-	-	-	-	-
TOTAL POSITIONS		2	2	2	2	-	2	2
<u>HOURS</u>								
OPERATING HOURS		2,952	2,328	3,639	1,696	2,432	4,128	3,728
NON-OPERATING HOURS		-	-	-	-	-	-	-
TOTAL HOURS		2,952	2,328	3,639	1,696	2,432	4,128	3,728
<u>OPERATING EXPENSE</u>								
LABOR		141,953	184,161	203,975	100,713	146,988	247,701	228,333
MATERIAL		36	128	1,730	2,761	3,997	6,758	6,852
FUEL - REVENUE EQUIPMENT		-	-	-	-	-	-	-
ELECTRIC POWER - REV EQUIPMENT		-	-	-	-	-	-	-
PROV FOR INJURIES AND DAMAGES		-	-	-	-	-	-	-
PURCHASE OF SECURITY SERVICES		-	-	-	-	-	-	-
PURCHASE OF PARATRANSIT SVCS		-	-	-	-	-	-	-
UTILITIES		-	-	-	-	-	-	-
MAINTENANCE & REPAIR		-	1,348	-	-	1,348	1,348	1,348
ADVERTISING & PROMOTION		-	-	-	-	-	-	-
CONTRACTUAL SERVICES		-	-	-	-	-	-	-
PROV FOR PASSENGER SECURITY		-	-	-	-	-	-	-
LEASES & RENTALS		-	-	-	-	-	-	-
TRAVEL, TRAINING, SEMINARS & DUES		3,751	15,153	13,500	7,489	9,084	16,573	15,153
WARRANTY AND OTHER CREDITS		-	-	-	-	-	-	-
GENERAL EXPENSES		175,458	16,995	101,400	13,729	151,824	165,553	181,662
TOTAL OPERATING EXPENSE		321,198	217,785	320,605	124,692	313,241	437,933	433,348
<u>NON-OPERATING EXPENSE</u>								
LABOR		-	-	-	-	-	-	-
MATERIAL		-	-	-	-	-	-	-
OTHER SERVICES		-	-	-	-	-	-	-
TOTAL NON-OPERATING EXPENSE		-	-	-	-	-	-	-

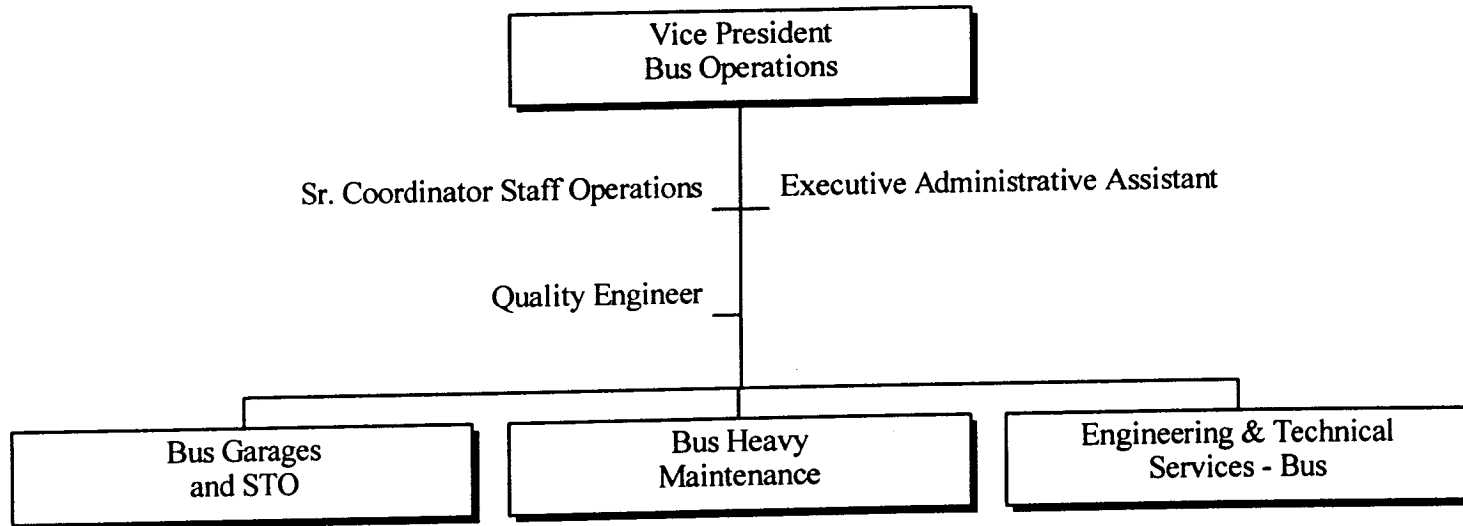
RELIABLE

We will be dependable for
Our customer and
fellow
employees,
and will maintain the

CHICAGO TRANSIT AUTHORITY
2000 BUDGET BY CATEGORY

SECTOR	0900	BUS OPERATIONS	ROLLS UP TO DIVISION 0100					2000 Budget	
			1997 Actual	1998 Actual	1999 Budget	1999 Actual 1-5	1999 Forcast 6-12		1999 Total
<u>POSITIONS</u>									
FULL TIME PERM			1,983	1,831	1,827	1,763	-	1,763	1,826
PART TIME			2	2	-	-	-	-	-
FULL TIME TEMP			-	-	2	16	-	16	-
STO POSITIONS			4,227	4,008	4,006	4,027	-	4,027	4,016
TOTAL POSITIONS			6,212	5,841	5,835	5,806	-	5,806	5,842
<u>HOURS</u>									
OPERATING HOURS			11,126,634	10,696,342	10,740,969	4,540,827	6,262,341	10,803,168	10,897,181
NON-OPERATING HOURS			335,259	153,415	182,138	53,624	73,653	127,277	178,741
TOTAL HOURS			11,461,893	10,849,757	10,923,107	4,594,451	6,335,994	10,930,445	11,075,922
<u>OPERATING EXPENSE</u>									
LABOR			294,096,442	286,707,818	297,336,900	124,263,757	175,881,356	300,145,113	310,356,665
MATERIAL			30,969,286	35,198,744	29,342,751	14,952,703	21,581,671	36,534,374	32,002,919
FUEL - REVENUE EQUIPMENT			15,103,958	11,095,497	14,187,328	4,075,268	7,424,434	11,499,702	15,381,623
ELECTRIC POWER - REV EQUIPMENT			-	-	-	-	-	-	-
PROV FOR INJURIES AND DAMAGES			-	-	-	-	-	-	-
PURCHASE OF SECURITY SERVICES			-	-	-	-	-	-	-
PURCHASE OF PARATRANSIT SVCS			-	-	-	-	-	-	-
UTILITIES			26,944	4,521	9,804	-	4,521	4,521	4,521
MAINTENANCE & REPAIR			2,223,644	341,137	374,441	375,283	538,753	914,036	585,853
ADVERTISING & PROMOTION			1,841	21,254	1,780	5,351	6,618	11,969	934
CONTRACTUAL SERVICES			65,227	68,932	121,698	44,637	41,765	86,402	74,042
PROV FOR PASSENGER SECURITY			-	-	-	-	-	-	-
LEASES & RENTALS			109,581	341,460	100,927	38,627	315,512	354,139	364,053
TRAVEL, TRAINING, SEMINARS & DUES			15,979	18,476	13,841	11,253	25,626	36,879	22,811
WARRANTY AND OTHER CREDITS			-329,729	-255,687	-204,000	-99,949	-155,738	-255,687	-255,687
GENERAL EXPENSES			86,714	64,678	66,620	24,281	62,713	86,994	61,285
TOTAL OPERATING EXPENSE			342,369,887	333,606,830	341,352,090	143,691,211	205,727,231	349,418,442	358,599,019
<u>NON-OPERATING EXPENSE</u>									
LABOR			10,261,890	4,614,166	5,663,090	1,657,345	2,274,451	3,931,796	5,667,293
MATERIAL			2,989,830	106,776	5,782,092	881,510	490,903	1,372,413	5,778,439
OTHER SERVICES			2,447,718	1,220,527	-	2,367,715	2,188,926	4,556,641	-
TOTAL NON-OPERATING EXPENSE			15,699,438	5,941,469	11,445,182	4,906,570	4,954,280	9,860,850	11,445,732

**TRANSIT OPERATIONS
BUS OPERATIONS
VICE PRESIDENT**



4 Total Positions

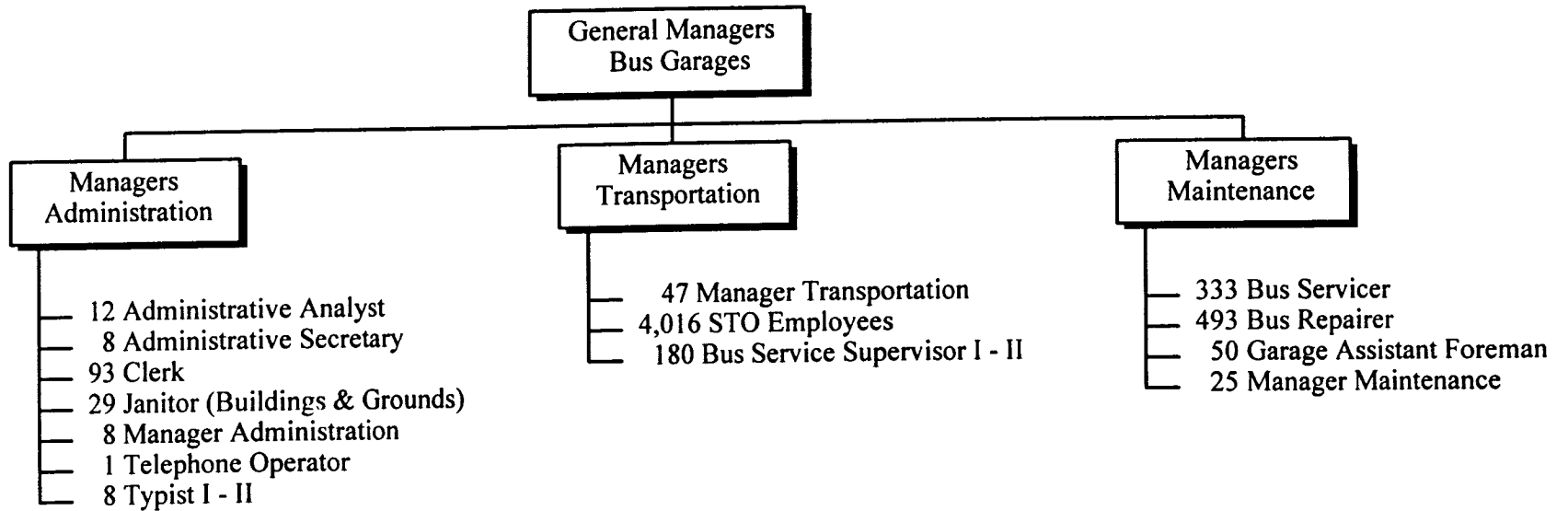
CHICAGO TRANSIT AUTHORITY
2000 BUDGET BY CATEGORY

DEPARTMENT 0901 BUS OPERATIONS VP

ROLLS UP TO DIVISION 0100

	1997 Actual	1998 Actual	1999 Budget	1999 Actual 1-5	1999 Forecast 6-12	1999 Total	2000 Budget
<u>POSITIONS</u>							
FULL TIME PERM	3	14	3	4	-	4	4
PART TIME	-	-	-	-	-	-	-
FULL TIME TEMP	-	-	-	-	-	-	-
STO POSITIONS	-	-	-	-	-	-	-
TOTAL POSITIONS	3	14	3	4	-	4	4
<u>HOURS</u>							
OPERATING HOURS	5,789	5,136	5,359	3,304	4,751	8,055	7,336
NON-OPERATING HOURS	-	-	-	-	-	-	-
TOTAL HOURS	5,789	5,136	5,359	3,304	4,751	8,055	7,336
<u>OPERATING EXPENSE</u>							
LABOR	266,480	174,529	258,847	145,093	211,893	356,986	329,574
MATERIAL	2,156	3,336	2,135	1,831	2,653	4,484	4,868
FUEL - REVENUE EQUIPMENT	-	-	-	-	-	-	-
ELECTRIC POWER - REV EQUIPMENT	-	-	-	-	-	-	-
PROV FOR INJURIES AND DAMAGES	-	-	-	-	-	-	-
PURCHASE OF SECURITY SERVICES	-	-	-	-	-	-	-
PURCHASE OF PARATRANSIT SVCS	-	-	-	-	-	-	-
UTILITIES	-	-	-	-	-	-	-
MAINTENANCE & REPAIR	-	-	-	-	-	-	-
ADVERTISING & PROMOTION	-	18,239	-	1,960	563	2,523	-
CONTRACTUAL SERVICES	-	-	-	14	20	34	-
PROV FOR PASSENGER SECURITY	-	-	-	-	-	-	-
LEASES & RENTALS	75,160	301,147	74,799	12,380	289,599	301,979	321,657
TRAVEL, TRAINING, SEMINARS & DUES	7,234	6,964	6,919	3,124	10,256	13,380	9,997
WARRANTY AND OTHER CREDITS	-	-	-4,000	-	-	-	-
GENERAL EXPENSES	973	2,109	1,812	650	2,557	3,207	3,120
TOTAL OPERATING EXPENSE	352,003	506,324	340,512	165,052	517,541	682,593	669,216
<u>NON-OPERATING EXPENSE</u>							
LABOR	-	-	-	-	-	-	-
MATERIAL	-	-	-	-	-	-	-
OTHER SERVICES	-	-	-	-	-	-	-
TOTAL NON-OPERATING EXPENSE	-	-	-	-	-	-	-

**TRANSIT OPERATIONS
BUS OPERATIONS
BUS GARAGES**



5,312 Total Positions

CHICAGO TRANSIT AUTHORITY

2000 BUDGET BY CATEGORY

DEPARTMENT 0140 BUS GARAGES

ROLLS UP TO DIVISION 0100

	1997 Actual	1998 Actual	1999 Budget	1999 Actual 1-5	1999 Forecast 6-12	1999 Total	2000 Budget
<u>POSITIONS</u>							
FULL TIME PERM	1,403	1,288	1,295	1,270	-	1,270	1,296
PART TIME	2	2	-	-	-	-	-
FULL TIME TEMP	-	-	-	-	-	-	-
STO POSITIONS	-	-	-	-	-	-	-
TOTAL POSITIONS	1,405	1,290	1,295	1,270	-	1,270	1,296
<u>HOURS</u>							
OPERATING HOURS	2,530,329	2,398,992	2,428,847	1,026,597	1,387,172	2,413,769	2,443,392
NON-OPERATING HOURS	24,762	-	-	40	70	110	-
TOTAL HOURS	2,555,091	2,398,992	2,428,847	1,026,637	1,387,242	2,413,879	2,443,392
<u>OPERATING EXPENSE</u>							
LABOR	70,025,826	67,574,035	70,388,241	29,322,157	40,213,233	69,535,390	71,888,172
MATERIAL	21,132,642	24,246,067	21,198,381	11,780,962	17,012,135	28,793,097	22,843,294
FUEL - REVENUE EQUIPMENT	15,103,958	11,095,497	14,187,328	4,075,268	7,424,434	11,499,702	15,381,623
ELECTRIC POWER - REV EQUIPMENT	-	-	-	-	-	-	-
PROV FOR INJURIES AND DAMAGES	-	-	-	-	-	-	-
PURCHASE OF SECURITY SERVICES	-	-	-	-	-	-	-
PURCHASE OF PARATRANSIT SVCS	-	-	-	-	-	-	-
UTILITIES	8,333	1,507	3,600	-	1,507	1,507	1,507
MAINTENANCE & REPAIR	92,999	117,607	109,999	139,583	293,490	433,073	177,500
ADVERTISING & PROMOTION	1,841	733	1,780	34	552	586	454
CONTRACTUAL SERVICES	59,062	59,412	92,172	2,882	3,157	6,039	50,681
PROV FOR PASSENGER SECURITY	-	-	-	-	-	-	-
LEASES & RENTALS	20,587	30,126	20,000	22,550	10,550	33,100	32,209
TRAVEL, TRAINING, SEMINARS & DUES	1,050	1,219	3,870	3,653	4,350	8,003	1,500
WARRANTY AND OTHER CREDITS	-	-	-	-	-	-	-
GENERAL EXPENSES	7,162	14,680	7,581	4,126	21,049	25,175	11,414
TOTAL OPERATING EXPENSE	106,453,460	103,140,883	106,012,952	45,351,215	64,984,457	110,335,672	110,388,354
<u>NON-OPERATING EXPENSE</u>							
LABOR	1,515,004	-	-	1,351	1,927	3,278	-
MATERIAL	2,614,233	-37	-	-1,850	-2,627	-4,477	-
OTHER SERVICES	312,095	63,288	-	5,045	49,557	54,602	-
TOTAL NON-OPERATING EXPENSE	4,441,332	63,251	-	4,546	48,857	53,403	-

CHICAGO TRANSIT AUTHORITY

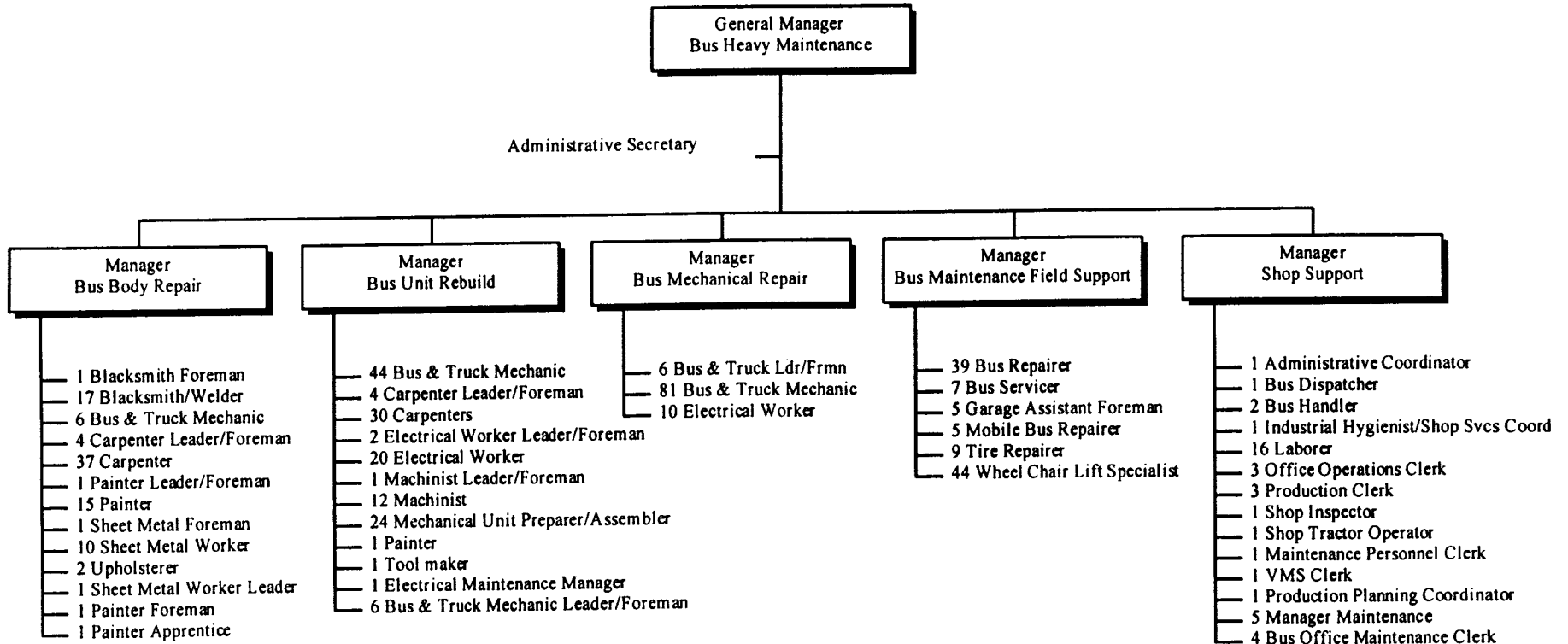
2000 BUDGET BY CATEGORY

DEPARTMENT 0151 BUS STO

ROLLS UP TO DIVISION 0100

	1997 Actual	1998 Actual	1999 Budget	1999 Actual 1-5	1999 Forecast 6-12	1999 Total	2000 Budget
<u>POSITIONS</u>							
FULL TIME PERM	-	-	-	-	-	-	-
PART TIME	-	-	-	-	-	-	-
FULL TIME TEMP	-	-	-	-	-	-	-
STO POSITIONS	4,227	4,008	4,006	4,027	-	4,027	4,016
TOTAL POSITIONS	4,227	4,008	4,006	4,027	-	4,027	4,016
<u>HOURS</u>							
OPERATING HOURS	7,904,809	7,474,134	7,505,736	3,162,985	4,404,435	7,567,420	7,638,240
NON-OPERATING HOURS	-	-	-	-	-	-	-
TOTAL HOURS	7,904,809	7,474,134	7,505,736	3,162,985	4,404,435	7,567,420	7,638,240
<u>OPERATING EXPENSE</u>							
LABOR	204,511,546	195,936,648	204,003,369	84,743,972	121,689,673	206,433,645	213,142,483
MATERIAL	890	778	-	7,991	11,567	19,558	-
FUEL - REVENUE EQUIPMENT	-	-	-	-	-	-	-
ELECTRIC POWER - REV EQUIPMENT	-	-	-	-	-	-	-
PROV FOR INJURIES AND DAMAGES	-	-	-	-	-	-	-
PURCHASE OF SECURITY SERVICES	-	-	-	-	-	-	-
PURCHASE OF PARATRANSIT SVCS	-	-	-	-	-	-	-
UTILITIES	-	-	-	-	-	-	-
MAINTENANCE & REPAIR	-	-	-	-	-	-	-
ADVERTISING & PROMOTION	-	-	-	-	-	-	-
CONTRACTUAL SERVICES	-	-	-	-	-	-	-
PROV FOR PASSENGER SECURITY	-	-	-	-	-	-	-
LEASES & RENTALS	-	-	-	-	-	-	-
TRAVEL, TRAINING, SEMINARS & DUES	-	-	-	-	-	-	-
WARRANTY AND OTHER CREDITS	-	-	-	-	-	-	-
GENERAL EXPENSES	-	-	-	-	-	-	-
TOTAL OPERATING EXPENSE	204,512,436	195,937,426	204,003,369	84,751,963	121,701,240	206,453,203	213,142,483
<u>NON-OPERATING EXPENSE</u>							
LABOR	-	-	-	-	-	-	-
MATERIAL	-	-	-	-	-	-	-
OTHER SERVICES	-	-	-	-	-	-	-
TOTAL NON-OPERATING EXPENSE	-	-	-	-	-	-	-

TRANSIT OPERATIONS BUS OPERATIONS BUS HEAVY MAINTENANCE



493 Total Positions

CHICAGO TRANSIT AUTHORITY

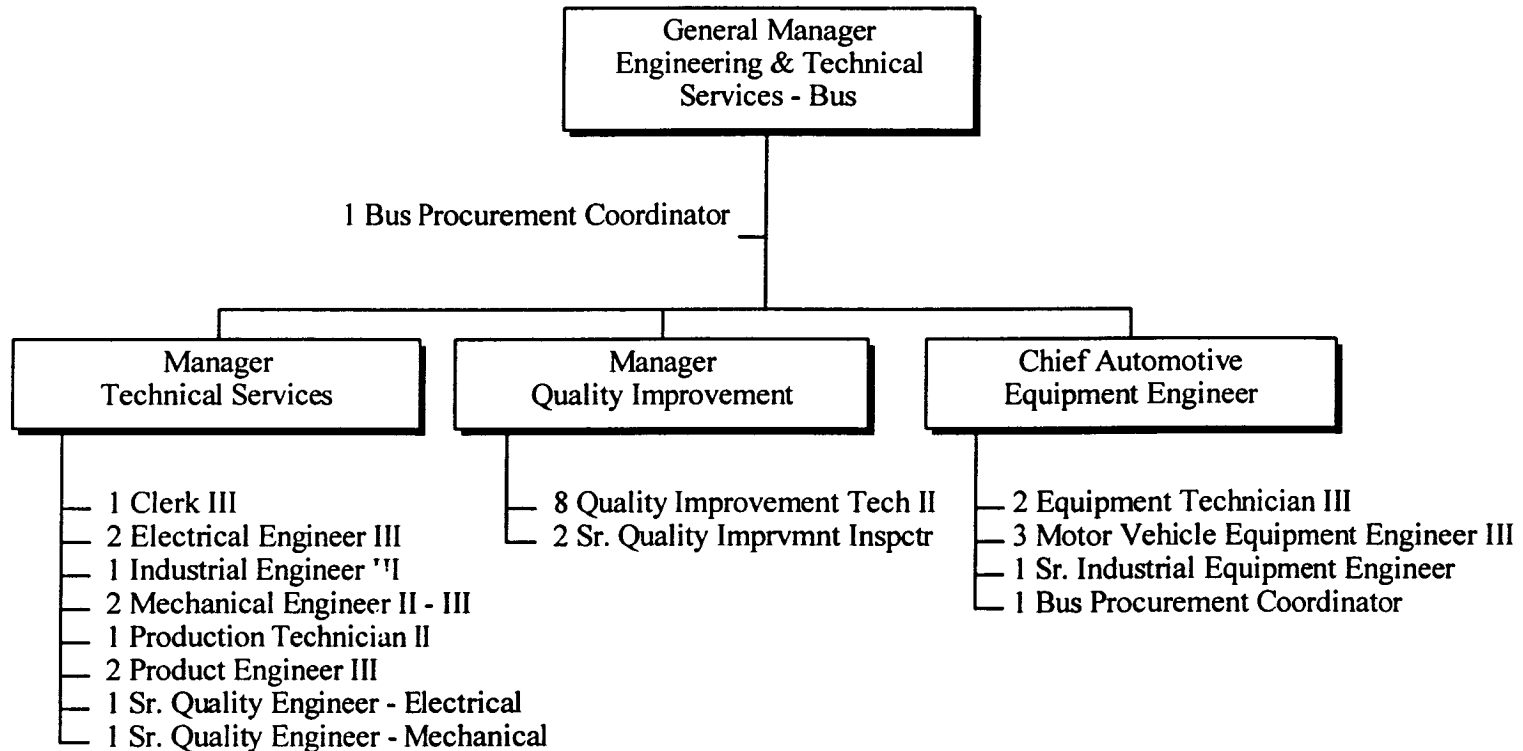
2000 BUDGET BY CATEGORY

DEPARTMENT 0290 BUS HEAVY MAINTENANCE

ROLLS UP TO DIVISION 0100

	1997 Actual	1998 Actual	1999 Budget	1999 Actual 1-5	1999 Forecast 6-12	1999 Total	2000 Budget
<u>POSITIONS</u>							
FULL TIME PERM	543	498	498	457	-	457	493
PART TIME	-	-	-	-	-	-	-
FULL TIME TEMP	-	-	2	16	-	16	-
STO POSITIONS	-	-	-	-	-	-	-
TOTAL POSITIONS	543	498	500	473	-	473	493
<u>HOURS</u>							
OPERATING HOURS	628,026	762,368	748,142	323,984	431,968	755,952	751,289
NON-OPERATING HOURS	306,958	149,796	178,466	52,298	72,834	125,132	175,113
TOTAL HOURS	934,984	912,164	926,608	376,282	504,802	881,084	926,402
<u>OPERATING EXPENSE</u>							
LABOR	17,281,770	21,042,511	20,742,396	9,189,038	12,519,391	21,708,429	22,883,262
MATERIAL	9,815,211	10,923,686	8,108,210	3,149,473	4,537,296	7,686,769	9,124,775
FUEL - REVENUE EQUIPMENT	-	-	-	-	-	-	-
ELECTRIC POWER - REV EQUIPMENT	-	-	-	-	-	-	-
PROV FOR INJURIES AND DAMAGES	-	-	-	-	-	-	-
PURCHASE OF SECURITY SERVICES	-	-	-	-	-	-	-
PURCHASE OF PARATRANSIT SVCS	-	-	-	-	-	-	-
UTILITIES	10,278	1,507	3,426	-	1,507	1,507	1,507
MAINTENANCE & REPAIR	2,129,028	219,555	261,384	233,687	245,089	478,776	404,378
ADVERTISING & PROMOTION	-	1,802	-	3,357	5,022	8,379	-
CONTRACTUAL SERVICES	5,335	946	14,525	32,111	46,407	78,518	12,011
PROV FOR PASSENGER SECURITY	-	-	-	-	-	-	-
LEASES & RENTALS	13,834	10,187	6,128	1,857	12,787	14,644	10,187
TRAVEL, TRAINING, SEMINARS & DUES	1,501	60	-	450	630	1,080	60
WARRANTY AND OTHER CREDITS	-329,729	-255,687	-200,000	-99,949	-155,738	-255,687	-255,687
GENERAL EXPENSES	44,190	12,679	31,466	3,704	3,708	7,412	14,816
TOTAL OPERATING EXPENSE	28,971,418	31,957,246	28,967,535	12,513,728	17,216,099	29,729,827	32,195,309
<u>NON-OPERATING EXPENSE</u>							
LABOR	8,636,015	4,510,090	5,526,218	1,609,480	2,234,355	3,843,835	5,530,293
MATERIAL	375,597	106,813	5,782,092	883,360	493,530	1,376,890	5,778,439
OTHER SERVICES	2,096,882	1,142,112	-	2,351,962	2,129,202	4,481,164	-
TOTAL NON-OPERATING EXPENSE	11,108,494	5,759,015	11,308,310	4,844,802	4,857,087	9,701,889	11,308,732

**TRANSIT OPERATIONS
BUS OPERATIONS
ENGINEERING & TECHNICAL SERVICES - BUS**



33 Total Positions

CHICAGO TRANSIT AUTHORITY

2000 BUDGET BY CATEGORY

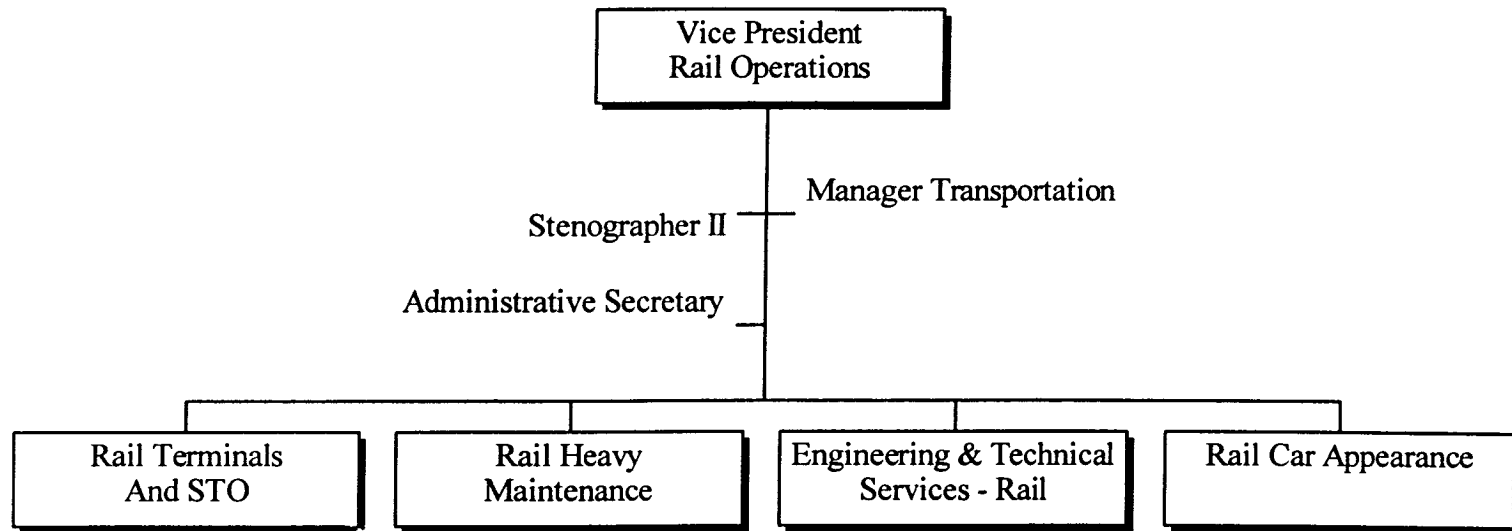
DEPARTMENT 0935	BUS ENGINEERING & TECHNICAL SVCS	ROLLS UP TO DIVISION 0100						2000 Budget
		1997 Actual	1998 Actual	1999 Budget	1999 Actual 1-5	1999 Forecast 6-12	1999 Total	
<u>POSITIONS</u>								
FULL TIME PERM		34	31	31	32	-	32	33
PART TIME		-	-	-	-	-	-	-
FULL TIME TEMP		-	-	-	-	-	-	-
STO POSITIONS		-	-	-	-	-	-	-
TOTAL POSITIONS		34	31	31	32	-	32	33
<u>HOURS</u>								
OPERATING HOURS		57,681	55,712	52,885	23,957	34,015	57,972	56,924
NON-OPERATING HOURS		3,539	3,619	3,672	1,286	749	2,035	3,628
TOTAL HOURS		61,220	59,331	56,557	25,243	34,764	60,007	60,552
<u>OPERATING EXPENSE</u>								
LABOR		2,010,820	1,980,095	1,944,047	863,497	1,247,166	2,110,663	2,113,174
MATERIAL		18,387	24,877	34,025	12,446	18,020	30,466	29,982
FUEL - REVENUE EQUIPMENT		-	-	-	-	-	-	-
ELECTRIC POWER - REV EQUIPMENT		-	-	-	-	-	-	-
PROV FOR INJURIES AND DAMAGES		-	-	-	-	-	-	-
PURCHASE OF SECURITY SERVICES		-	-	-	-	-	-	-
PURCHASE OF PARATRANSIT SVCS		-	-	-	-	-	-	-
UTILITIES		8,333	1,507	2,778	-	1,507	1,507	1,507
MAINTENANCE & REPAIR		1,617	3,975	3,058	2,013	174	2,187	3,975
ADVERTISING & PROMOTION		-	480	-	-	481	481	480
CONTRACTUAL SERVICES		830	8,574	15,001	9,630	-7,819	1,811	11,350
PROV FOR PASSENGER SECURITY		-	-	-	-	-	-	-
LEASES & RENTALS		-	-	-	1,840	2,576	4,416	-
TRAVEL, TRAINING, SEMINARS & DUES		6,194	10,233	3,052	4,026	10,390	14,416	11,254
WARRANTY AND OTHER CREDITS		-	-	-	-	-	-	-
GENERAL EXPENSES		34,389	35,210	25,761	15,801	35,399	51,200	31,935
TOTAL OPERATING EXPENSE		2,080,570	2,064,951	2,027,722	909,253	1,307,894	2,217,147	2,203,657
<u>NON-OPERATING EXPENSE</u>								
LABOR		110,871	104,076	136,872	46,514	38,169	84,683	137,000
MATERIAL		-	-	-	-	-	-	-
OTHER SERVICES		38,741	15,127	-	10,708	10,167	20,875	-
TOTAL NON-OPERATING EXPENSE		149,612	119,203	136,872	57,222	48,336	105,558	137,000

CHICAGO TRANSIT AUTHORITY

2000 BUDGET BY CATEGORY

SECTOR	0360	RAIL OPERATIONS	ROLLS UP TO DIVISION 0100					1999 Total	2000 Budget
			1997 Actual	1998 Actual	1999 Budget	1999 Actual 1-5	1999 Forecast 6-12		
<u>POSITIONS</u>									
FULL TIME PERM			1,113	1,029	1,020	984	-	984	1,038
PART TIME			-	21	21	12	-	12	20
FULL TIME TEMP			-	-	17	14	-	14	-
STO POSITIONS			1,760	1,435	1,397	1,372	-	1,372	1,383
TOTAL POSITIONS			2,873	2,485	2,455	2,382	-	2,382	2,441
<u>HOURS</u>									
OPERATING HOURS			5,176,646	4,698,486	4,457,584	2,001,936	2,602,286	4,604,222	4,496,690
NON-OPERATING HOURS			364,941	186,810	148,632	78,809	129,084	207,893	214,363
TOTAL HOURS			5,541,587	4,885,296	4,606,216	2,080,745	2,731,370	4,812,115	4,711,053
<u>OPERATING EXPENSE</u>									
LABOR			137,461,221	129,262,241	124,588,472	56,708,349	80,701,158	137,409,507	133,939,447
MATERIAL			13,068,771	17,059,238	15,485,574	8,028,538	10,060,009	18,088,547	16,909,022
FUEL - REVENUE EQUIPMENT			-	-	-	-	-	-	-
ELECTRIC POWER - REV EQUIPMENT			-	-	-	-	-	-	-
PROV FOR INJURIES AND DAMAGES			-	-	-	-	-	-	-
PURCHASE OF SECURITY SERVICES			-	-	-	-	-	-	-
PURCHASE OF PARATRANSIT SVCS			-	-	-	-	-	-	-
UTILITIES			-	-	-	-	-	-	-
MAINTENANCE & REPAIR			184,467	195,144	116,969	130,205	155,886	286,091	208,689
ADVERTISING & PROMOTION			-	-	-	8	11	19	-
CONTRACTUAL SERVICES			5,627	9,619	165,598	32,720	744	33,464	32,767
PROV FOR PASSENGER SECURITY			-	-	-	-	-	-	-
LEASES & RENTALS			132,800	384,429	19,323	15,679	12,072	27,751	6,142
TRAVEL, TRAINING, SEMINARS & DUES			11,914	22,024	9,355	12,003	9,198	21,201	13,256
WARRANTY AND OTHER CREDITS			-19,850	-683,013	-4,000	-44,252	-18,975	-63,227	-63,227
GENERAL EXPENSES			29,181	27,520	23,098	23,452	16,089	39,541	24,922
TOTAL OPERATING EXPENSE			150,874,131	146,277,202	140,404,389	64,906,702	90,936,192	155,842,894	151,071,018
<u>NON-OPERATING EXPENSE</u>									
LABOR			9,950,990	5,392,899	4,703,428	2,398,513	4,823,321	7,221,834	6,737,849
MATERIAL			5,223,407	5,297,552	5,236,250	2,524,010	4,431,793	6,955,803	3,091,347
OTHER SERVICES			2,328,299	17,910,097	3,283,766	17,014,697	25,122,344	42,137,041	50,000,000
TOTAL NON-OPERATING EXPENSE			17,502,696	28,600,548	13,223,444	21,937,220	34,377,458	56,314,678	59,829,196

**TRANSIT OPERATIONS
RAIL OPERATIONS
VICE PRESIDENT**



4 Total Positions

CHICAGO TRANSIT AUTHORITY

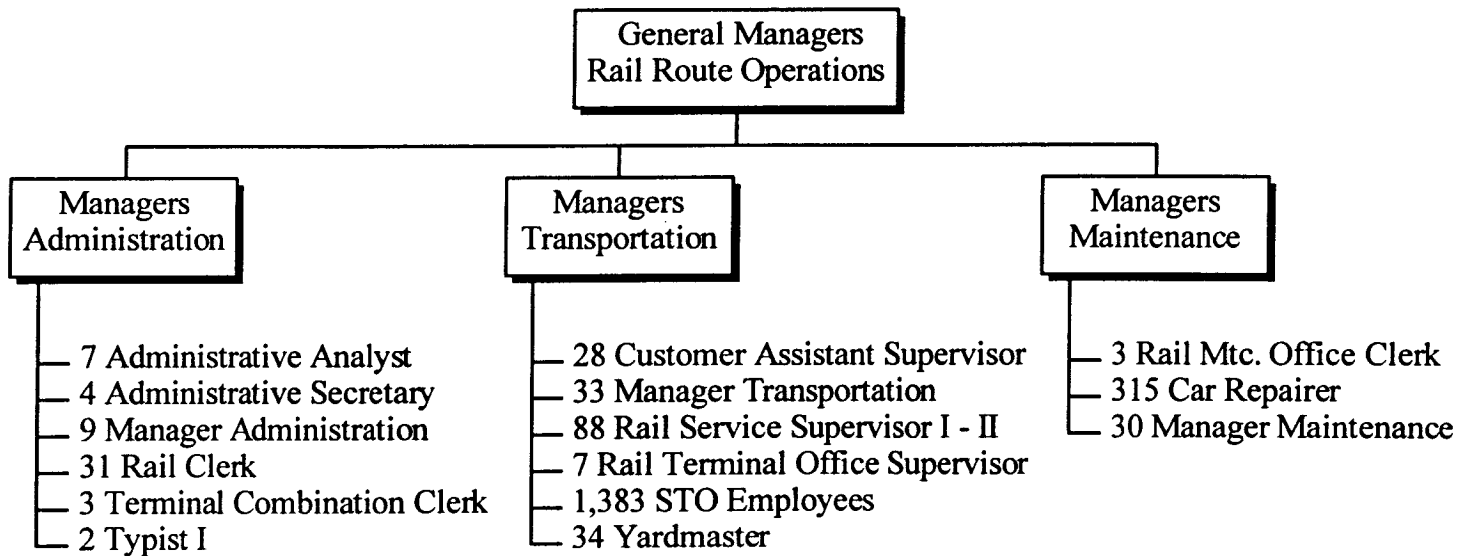
2000 BUDGET BY CATEGORY

DEPARTMENT 0361 RAIL OPERATIONS VP

ROLLS UP TO DIVISION 0100

	1997 Actual	1998 Actual	1999 Budget	1999 Actual 1-5	1999 Forecast 6-12	1999 Total	2000 Budget
<u>POSITIONS</u>							
FULL TIME PERM	7	5	13	5	-	5	4
PART TIME	-	-	-	-	-	-	-
FULL TIME TEMP	-	-	-	-	-	-	-
STO POSITIONS	-	-	-	-	-	-	-
TOTAL POSITIONS	7	5	13	5	-	5	4
<u>HOURS</u>							
OPERATING HOURS	13,418	8,088	25,161	3,595	5,302	8,897	7,336
NON-OPERATING HOURS	-	-	-	-	-	-	-
TOTAL HOURS	13,418	8,088	25,161	3,595	5,302	8,897	7,336
<u>OPERATING EXPENSE</u>							
LABOR	508,735	347,433	729,202	173,089	260,061	433,150	386,275
MATERIAL	35,468	9,668	27,549	5,726	8,273	13,999	12,711
FUEL - REVENUE EQUIPMENT	-	-	-	-	-	-	-
ELECTRIC POWER - REV EQUIPMENT	-	-	-	-	-	-	-
PROV FOR INJURIES AND DAMAGES	-	-	-	-	-	-	-
PURCHASE OF SECURITY SERVICES	-	-	-	-	-	-	-
PURCHASE OF PARATRANSIT SVCS	-	-	-	-	-	-	-
UTILITIES	-	-	-	-	-	-	-
MAINTENANCE & REPAIR	-	-	-	-	-	-	-
ADVERTISING & PROMOTION	-	-	-	-	-	-	-
CONTRACTUAL SERVICES	2,913	-	3,000	9,656	-	9,656	-
PROV FOR PASSENGER SECURITY	-	-	-	-	-	-	-
LEASES & RENTALS	121,496	342,976	500	75	151	226	-
TRAVEL, TRAINING, SEMINARS & DUES	563	5,402	3,671	7,055	2,000	9,055	6,000
WARRANTY AND OTHER CREDITS	-16,789	-13,227	-4,000	-19,812	6,585	-13,227	-13,227
GENERAL EXPENSES	6,478	1,249	4,788	12,895	932	13,827	4,700
TOTAL OPERATING EXPENSE	658,864	693,501	764,710	188,684	278,002	466,686	396,459
<u>NON-OPERATING EXPENSE</u>							
LABOR	-	-	-	-	-	-	-
MATERIAL	-	-	-	-	-	-	-
OTHER SERVICES	-	-	-	-	-	-	-
TOTAL NON-OPERATING EXPENSE	-	-	-	-	-	-	-

**TRANSIT OPERATIONS
RAIL OPERATIONS
RAIL TERMINALS**



1,980 Total Positions

CHICAGO TRANSIT AUTHORITY

2000 BUDGET BY CATEGORY

DEPARTMENT 0130	RAIL TERMINALS	ROLLS UP TO DIVISION 0100						
		1997	1998	1999	1999	1999	1999	2000
		Actual	Actual	Budget	Actual 1-5	Forecast 6-12	Total	Budget
POSITIONS								
FULL TIME PERM		825	755	757	733	-	733	597
PART TIME		-	21	21	12	-	12	-
FULL TIME TEMP		-	-	-	-	-	-	-
STO POSITIONS		-	-	-	-	-	-	-
TOTAL POSITIONS		825	776	778	745	-	745	597
HOURS								
OPERATING HOURS		1,503,100	1,550,597	1,477,580	673,611	846,221	1,519,832	1,206,636
NON-OPERATING HOURS		44,780	112	-	109	144	253	-
TOTAL HOURS		1,547,880	1,550,709	1,477,580	673,720	846,365	1,520,085	1,206,636
OPERATING EXPENSE								
LABOR		43,825,452	45,596,075	44,414,448	20,243,167	25,979,923	46,223,090	40,967,147
MATERIAL		19,146,821	20,957,089	20,705,996	6,978,905	10,464,993	17,443,898	16,986,319
FUEL - REVENUE EQUIPMENT		-	-	-	-	-	-	-
ELECTRIC POWER - REV EQUIPMENT		-	-	-	-	-	-	-
PROV FOR INJURIES AND DAMAGES		-	-	-	-	-	-	-
PURCHASE OF SECURITY SERVICES		-	-	-	-	-	-	-
PURCHASE OF PARATRANSIT SVCS		-	-	-	-	-	-	-
UTILITIES		-	-	-	-	-	-	-
MAINTENANCE & REPAIR		34,275	55,417	34,381	30,569	46,908	77,477	61,469
ADVERTISING & PROMOTION		-	-	-	8	11	19	-
CONTRACTUAL SERVICES		1,037	3,095	2,247	12	243	255	261
PROV FOR PASSENGER SECURITY		-	-	-	-	-	-	-
LEASES & RENTALS		8,530	39,143	18,823	13,503	11,556	25,059	6,142
TRAVEL, TRAINING, SEMINARS & DUES		2,130	1,164	1,373	1,365	1,811	3,176	2,130
WARRANTY AND OTHER CREDITS		-	-	-	-	-	-	-
GENERAL EXPENSES		3,974	6,107	4,094	1,202	1,695	2,897	3,436
TOTAL OPERATING EXPENSE		63,022,219	66,658,090	65,181,362	27,268,731	36,507,140	63,775,871	58,026,904
NON-OPERATING EXPENSE								
LABOR		1,247,253	3,521	-	3,460	6,723	10,183	-
MATERIAL		-	-	-	519	727	1,246	-
OTHER SERVICES		-	11,648	-	14,448	20,227	34,675	-
TOTAL NON-OPERATING EXPENSE		1,247,253	15,169	-	18,427	27,677	46,104	-

CHICAGO TRANSIT AUTHORITY

2000 BUDGET BY CATEGORY

DEPARTMENT 0168 RAIL STO

ROLLS UP TO DIVISION 0100

	1997 Actual	1998 Actual	1999 Budget	1999 Actual 1-5	1999 Forecast 6-12	1999 Total	2000 Budget
POSITIONS							
FULL TIME PERM	-	-	-	-	-	-	-
PART TIME	-	-	-	-	-	-	-
FULL TIME TEMP	-	-	-	-	-	-	-
STO POSITIONS	1,760	1,435	1,397	1,372	-	1,372	1,383
TOTAL POSITIONS	1,760	1,435	1,397	1,372	-	1,372	1,383
HOURS							
OPERATING HOURS	3,414,799	2,779,528	2,602,446	1,143,266	1,570,308	2,713,574	2,638,325
NON-OPERATING HOURS	86,246	65,035	-	16,323	38,016	54,339	-
TOTAL HOURS	3,501,045	2,844,563	2,602,446	1,159,589	1,608,324	2,767,913	2,638,325
OPERATING EXPENSE							
LABOR	87,749,604	74,246,629	70,867,876	31,079,567	49,106,111	80,185,678	75,356,291
MATERIAL	-	-	-	-	-	-	-
FUEL - REVENUE EQUIPMENT	-	-	-	-	-	-	-
ELECTRIC POWER - REV EQUIPMENT	-	-	-	-	-	-	-
PROV FOR INJURIES AND DAMAGES	-	-	-	-	-	-	-
PURCHASE OF SECURITY SERVICES	-	-	-	-	-	-	-
PURCHASE OF PARATRANSIT SVCS	-	-	-	-	-	-	-
UTILITIES	-	-	-	-	-	-	-
MAINTENANCE & REPAIR	-	-	-	-	-	-	-
ADVERTISING & PROMOTION	-	-	-	-	-	-	-
CONTRACTUAL SERVICES	-	-	-	-	-	-	-
PROV FOR PASSENGER SECURITY	-	-	-	-	-	-	-
LEASES & RENTALS	-	-	-	-	-	-	-
TRAVEL, TRAINING, SEMINARS & DUES	-	-	-	-	-	-	-
WARRANTY AND OTHER CREDITS	-	-	-	-	-	-	-
GENERAL EXPENSES	-	-	-	-	-	-	-
TOTAL OPERATING EXPENSE	87,749,604	74,246,629	70,867,876	31,079,567	49,106,111	80,185,678	75,356,291
NON-OPERATING EXPENSE							
LABOR	2,137,183	1,693,099	-	464,426	1,350,328	1,814,754	-
MATERIAL	-	-	-	-	-	-	-
OTHER SERVICES	-	-	-	3,239	4,535	7,774	-
TOTAL NON-OPERATING EXPENSE	2,137,183	1,693,099	-	467,665	1,354,863	1,822,528	-

**TRANSIT OPERATIONS
RAIL OPERATIONS
RAIL CAR APPEARANCE**

**General Manager
Rail Car Appearance**

- 14 Manager Maintenance Rail
- 1 Utility Clerk
- 1 Car Repairer
- 172 Car Servicers

189 Total Positions

CHICAGO TRANSIT AUTHORITY

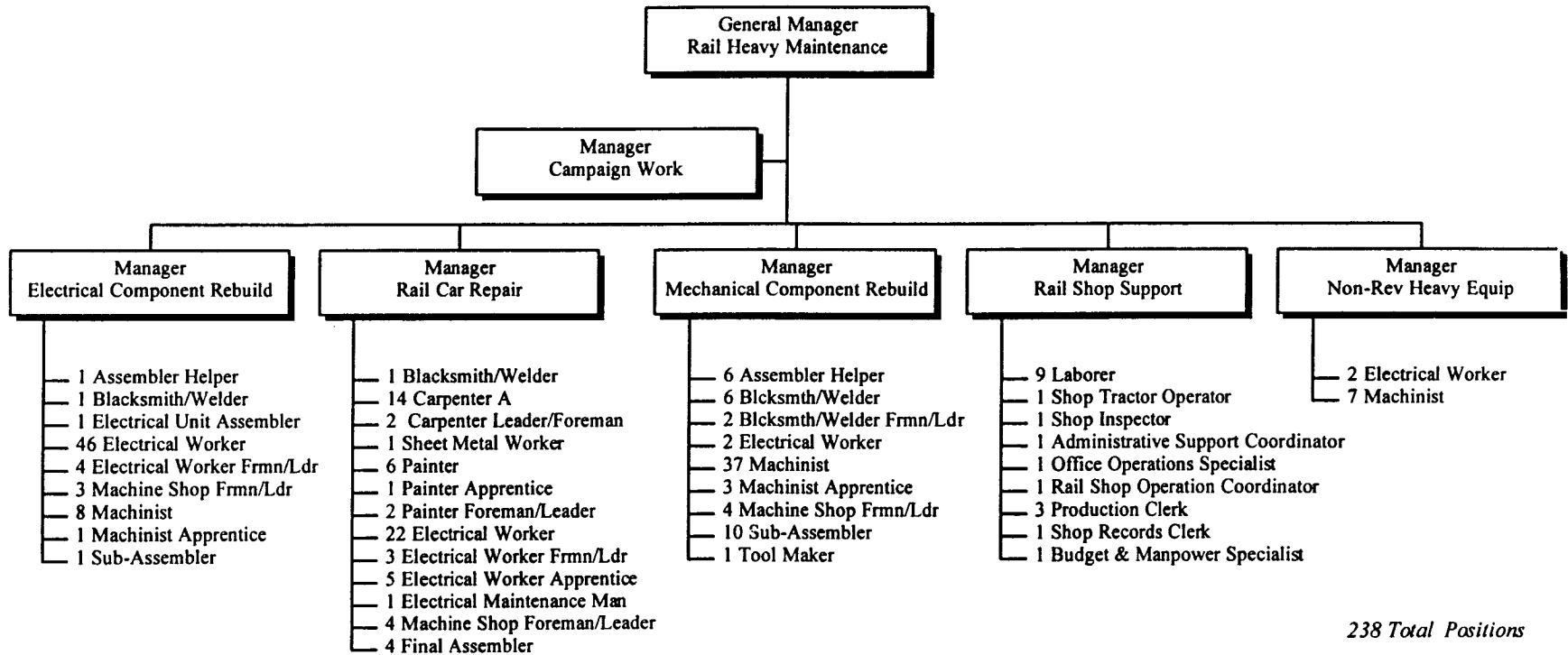
2000 BUDGET BY CATEGORY

DEPARTMENT 0460 RAIL CAR APPEARANCE

ROLLS UP TO DIVISION 0100

	1997 Actual	1998 Actual	1999 Budget	1999 Actual 1-5	1999 Forecast 6-12	1999 Total	2000 Budget
<u>POSITIONS</u>							
FULL TIME PERM	-	-	-	-	-	-	169
PART TIME	-	-	-	-	-	-	20
FULL TIME TEMP	-	-	-	-	-	-	-
STO POSITIONS	-	-	-	-	-	-	-
TOTAL POSITIONS	-	-	-	-	-	-	189
<u>HOURS</u>							
OPERATING HOURS	-	-	-	-	-	-	359,124
NON-OPERATING HOURS	-	-	-	-	-	-	-
TOTAL HOURS	-	-	-	-	-	-	359,124
<u>OPERATING EXPENSE</u>							
LABOR	-	-	-	-	-	-	8,611,303
MATERIAL	-	-	-	-	-	-	498,554
FUEL - REVENUE EQUIPMENT	-	-	-	-	-	-	-
ELECTRIC POWER - REV EQUIPMENT	-	-	-	-	-	-	-
PROV FOR INJURIES AND DAMAGES	-	-	-	-	-	-	-
PURCHASE OF SECURITY SERVICES	-	-	-	-	-	-	-
PURCHASE OF PARATRANSIT SVCS	-	-	-	-	-	-	-
UTILITIES	-	-	-	-	-	-	-
MAINTENANCE & REPAIR	-	-	-	-	-	-	-
ADVERTISING & PROMOTION	-	-	-	-	-	-	-
CONTRACTUAL SERVICES	-	-	-	-	-	-	-
PROV FOR PASSENGER SECURITY	-	-	-	-	-	-	-
LEASES & RENTALS	-	-	-	-	-	-	-
TRAVEL, TRAINING, SEMINARS & DUES	-	-	-	-	-	-	-
WARRANTY AND OTHER CREDITS	-	-	-	-	-	-	-
GENERAL EXPENSES	-	-	-	-	-	-	-
TOTAL OPERATING EXPENSE	-	-	-	-	-	-	9,109,857
<u>NON-OPERATING EXPENSE</u>							
LABOR	-	-	-	-	-	-	-
MATERIAL	-	-	-	-	-	-	-
OTHER SERVICES	-	-	-	-	-	-	-
TOTAL NON-OPERATING EXPENSE	-	-	-	-	-	-	-

**TRANSIT OPERATIONS
RAIL OPERATIONS
RAIL HEAVY MAINTENANCE**



CHICAGO TRANSIT AUTHORITY

2000 BUDGET BY CATEGORY

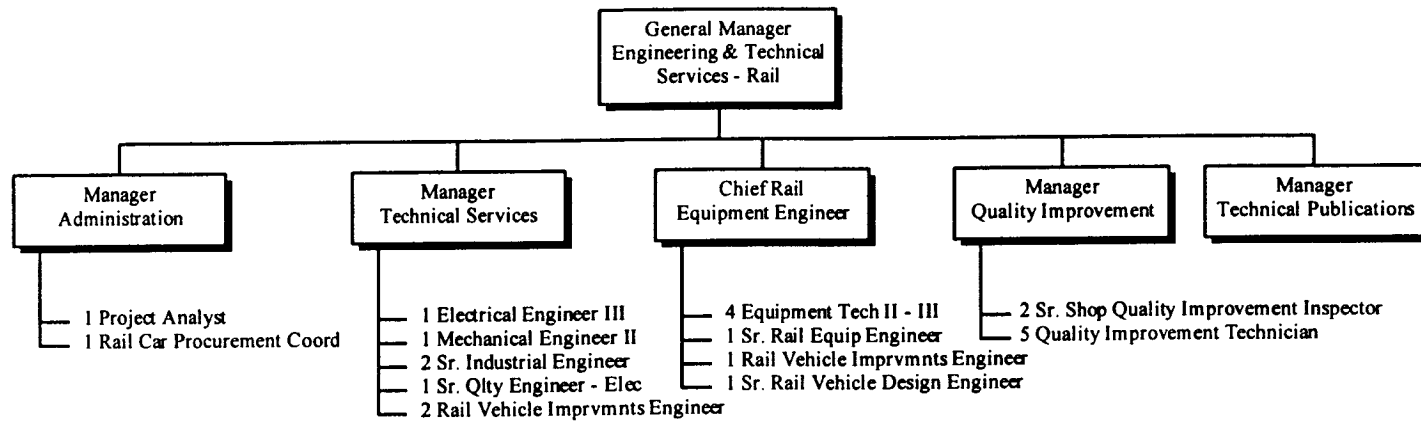
DEPARTMENT 0404

RAIL HEAVY MAINTENANCE

ROLLS UP TO DIVISION 0100

	1997 Actual	1998 Actual	1999 Budget	1999 Actual 1-5	1999 Forecast 6-12	1999 Total	2000 Budget
POSITIONS							
FULL TIME PERM	251	239	220	221	-	221	238
PART TIME	-	-	-	-	-	-	-
FULL TIME TEMP	-	-	17	14	-	14	-
STO POSITIONS	-	-	-	-	-	-	-
TOTAL POSITIONS	251	239	237	235	-	235	238
HOURS							
OPERATING HOURS	194,014	315,542	307,114	163,490	156,198	319,688	240,183
NON-OPERATING HOURS	229,597	112,232	128,988	58,024	81,049	139,073	203,449
TOTAL HOURS	423,611	427,774	436,102	221,514	237,247	458,761	443,632
OPERATING EXPENSE							
LABOR	3,493,434	7,358,715	7,011,080	4,512,652	4,388,892	8,901,544	6,737,720
MATERIAL	-6,622,747	-3,990,182	-5,395,643	847,374	-533,188	314,186	-769,635
FUEL - REVENUE EQUIPMENT	-	-	-	-	-	-	-
ELECTRIC POWER - REV EQUIPMENT	-	-	-	-	-	-	-
PROV FOR INJURIES AND DAMAGES	-	-	-	-	-	-	-
PURCHASE OF SECURITY SERVICES	-	-	-	-	-	-	-
PURCHASE OF PARATRANSIT SVCS	-	-	-	-	-	-	-
UTILITIES	-	-	-	-	-	-	-
MAINTENANCE & REPAIR	96,581	105,957	68,080	96,128	103,357	199,485	139,644
ADVERTISING & PROMOTION	-	-	-	-	-	-	-
CONTRACTUAL SERVICES	1,328	180	2,622	4,400	6	4,406	6
PROV FOR PASSENGER SECURITY	-	-	-	-	-	-	-
LEASES & RENTALS	2,296	-	-	-	-	-	-
TRAVEL, TRAINING, SEMINARS & DUES	8,598	15,206	3,482	225	315	540	-
WARRANTY AND OTHER CREDITS	-3,061	-669,786	-	-24,440	-25,560	-50,000	-50,000
GENERAL EXPENSES	2,428	1,029	1,342	1,555	1,718	3,273	2,718
TOTAL OPERATING EXPENSE	-3,021,143	2,821,119	1,690,963	5,437,894	3,935,540	9,373,434	6,060,453
NON-OPERATING EXPENSE							
LABOR	6,416,008	3,342,957	3,941,295	1,765,673	2,968,898	4,734,571	6,312,848
MATERIAL	5,189,459	5,097,495	5,236,250	2,399,840	4,247,647	6,647,487	3,091,347
OTHER SERVICES	408,241	78,650	-	116,138	159,522	275,660	-
TOTAL NON-OPERATING EXPENSE	12,013,708	8,519,102	9,177,545	4,281,651	7,376,067	11,657,718	9,404,195

TRANSIT OPERATIONS RAIL OPERATIONS ENGINEERING & TECHNICAL SERVICES - RAIL



30 Total Positions

CHICAGO TRANSIT AUTHORITY

2000 BUDGET BY CATEGORY

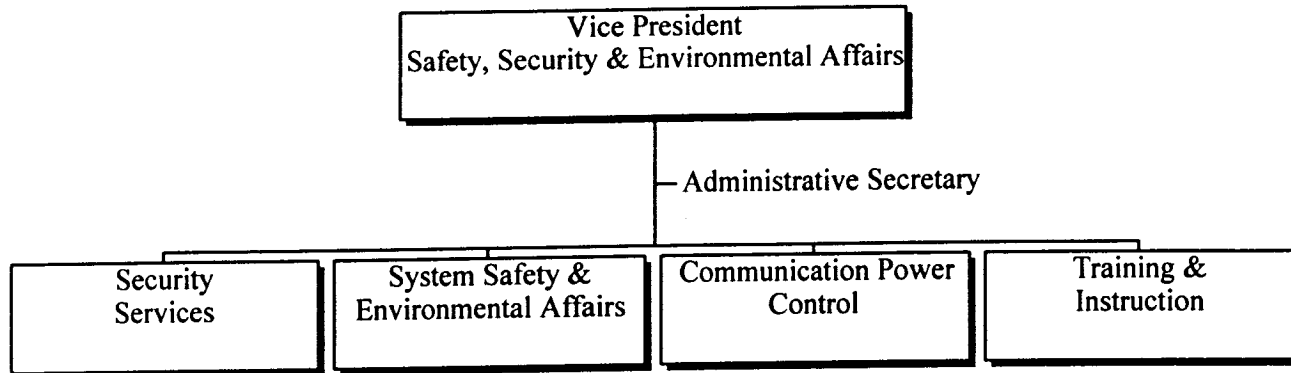
DEPARTMENT 0480	ENGINEERING & TECH SERVICE RAIL		ROLLS UP TO DIVISION 0100				
	1997 Actual	1998 Actual	1999 Budget	1999 Actual 1-5	1999 Forcast 6-12	1999 Total	2000 Budget
<u>POSITIONS</u>							
FULL TIME PERM	30	30	30	25	-	25	30
PART TIME	-	-	-	-	-	-	-
FULL TIME TEMP	-	-	-	-	-	-	-
STO POSITIONS	-	-	-	-	-	-	-
TOTAL POSITIONS	30	30	30	25	-	25	30
<u>HOURS</u>							
OPERATING HOURS	51,315	44,731	45,283	17,974	24,257	42,231	45,086
NON-OPERATING HOURS	4,318	9,431	19,644	4,353	9,875	14,228	10,914
TOTAL HOURS	55,633	54,162	64,927	22,327	34,132	56,459	56,000
<u>OPERATING EXPENSE</u>							
LABOR	1,883,996	1,713,389	1,565,866	699,874	966,171	1,666,045	1,880,711
MATERIAL	507,518	82,610	141,416	196,533	119,931	316,464	181,073
FUEL - REVENUE EQUIPMENT	-	-	-	-	-	-	-
ELECTRIC POWER - REV EQUIPMENT	-	-	-	-	-	-	-
PROV FOR INJURIES AND DAMAGES	-	-	-	-	-	-	-
PURCHASE OF SECURITY SERVICES	-	-	-	-	-	-	-
PURCHASE OF PARATRANSIT SVCS	-	-	-	-	-	-	-
UTILITIES	-	-	-	-	-	-	-
MAINTENANCE & REPAIR	52,853	33,770	14,000	3,508	5,621	9,129	7,576
ADVERTISING & PROMOTION	-	-	-	-	-	-	-
CONTRACTUAL SERVICES	349	6,344	157,729	18,652	495	19,147	32,500
PROV FOR PASSENGER SECURITY	-	-	-	-	-	-	-
LEASES & RENTALS	478	2,310	-	2,101	365	2,466	-
TRAVEL, TRAINING, SEMINARS & DUES	623	252	829	3,358	5,072	8,430	5,126
WARRANTY AND OTHER CREDITS	-	-	-	-	-	-	-
GENERAL EXPENSES	16,301	19,135	12,874	7,800	11,744	19,544	14,068
TOTAL OPERATING EXPENSE	2,462,118	1,857,810	1,892,714	931,826	1,109,399	2,041,225	2,121,054
<u>NON-OPERATING EXPENSE</u>							
LABOR	150,546	353,322	762,133	164,954	497,372	662,326	425,001
MATERIAL	33,948	200,057	-	123,651	183,419	307,070	-
OTHER SERVICES	1,920,058	17,819,799	3,283,766	16,880,872	24,938,060	41,818,932	50,000,000
TOTAL NON-OPERATING EXPENSE	2,104,552	18,373,178	4,045,899	17,169,477	25,618,851	42,788,328	50,425,001

CHICAGO TRANSIT AUTHORITY

2000 BUDGET BY CATEGORY

SECTOR	0090	SAFETY, SECURITY, TRAINING	ROLLS UP TO DIVISION 0100					1999 Total	2000 Budget
			1997 Actual	1998 Actual	1999 Budget	1999 Actual 1-5	1999 Forecast 6-12		
<u>POSITIONS</u>									
FULL TIME PERM			271	277	282	260	-	260	298
PART TIME			-	-	-	-	-	-	-
FULL TIME TEMP			-	-	-	-	-	-	-
STO POSITIONS			-	-	-	-	-	-	-
TOTAL POSITIONS			271	277	282	260	-	260	298
<u>HOURS</u>									
OPERATING HOURS			493,598	463,888	535,257	201,326	287,575	488,901	549,552
NON-OPERATING HOURS			-	-	-	-	-	-	-
TOTAL HOURS			493,598	463,888	535,257	201,326	287,575	488,901	549,552
<u>OPERATING EXPENSE</u>									
LABOR			15,506,698	14,945,518	18,015,255	6,659,781	9,787,625	16,447,406	18,664,228
MATERIAL			175,887	220,065	172,510	108,537	157,112	265,649	303,921
FUEL - REVENUE EQUIPMENT			-	-	-	-	-	-	-
ELECTRIC POWER - REV EQUIPMENT			-	-	-	-	-	-	-
PROV FOR INJURIES AND DAMAGES			-	-	-	-	-	-	-
PURCHASE OF SECURITY SERVICES			14,277,845	18,184,372	25,000,000	8,737,841	10,030,000	18,767,841	20,457,848
PURCHASE OF PARATRANSIT SVCS			-	-	-	-	-	-	-
UTILITIES			-	-	-	-	-	-	-
MAINTENANCE & REPAIR			10,709	6,679	6,432	31,949	6,591	38,540	45,879
ADVERTISING & PROMOTION			-	-	-	-	-	-	-
CONTRACTUAL SERVICES			31,239	69,236	86,412	18,449	139,649	158,098	69,536
PROV FOR PASSENGER SECURITY			-	-	-	-	-	-	-
LEASES & RENTALS			278,889	200,894	398,054	469,503	149,864	619,367	621,894
TRAVEL, TRAINING, SEMINARS & DUES			87,205	70,564	75,609	48,801	29,145	77,946	75,599
WARRANTY AND OTHER CREDITS			-	-	-	-	-	-	-
GENERAL EXPENSES			60,696	51,474	57,351	30,240	64,987	95,227	110,036
TOTAL OPERATING EXPENSE			30,429,168	33,748,802	43,811,623	16,105,101	20,364,973	36,470,074	40,348,941
<u>NON-OPERATING EXPENSE</u>									
LABOR			-	-	-	-	-	-	-
MATERIAL			-	-	-	-	-	-	-
OTHER SERVICES			1,084,163	193,528	1,000,000	-75	193,603	193,528	-
TOTAL NON-OPERATING EXPENSE			1,084,163	193,528	1,000,000	-75	193,603	193,528	-

**TRANSIT OPERATIONS
SAFETY, SECURITY & TRAINING
VICE PRESIDENT**



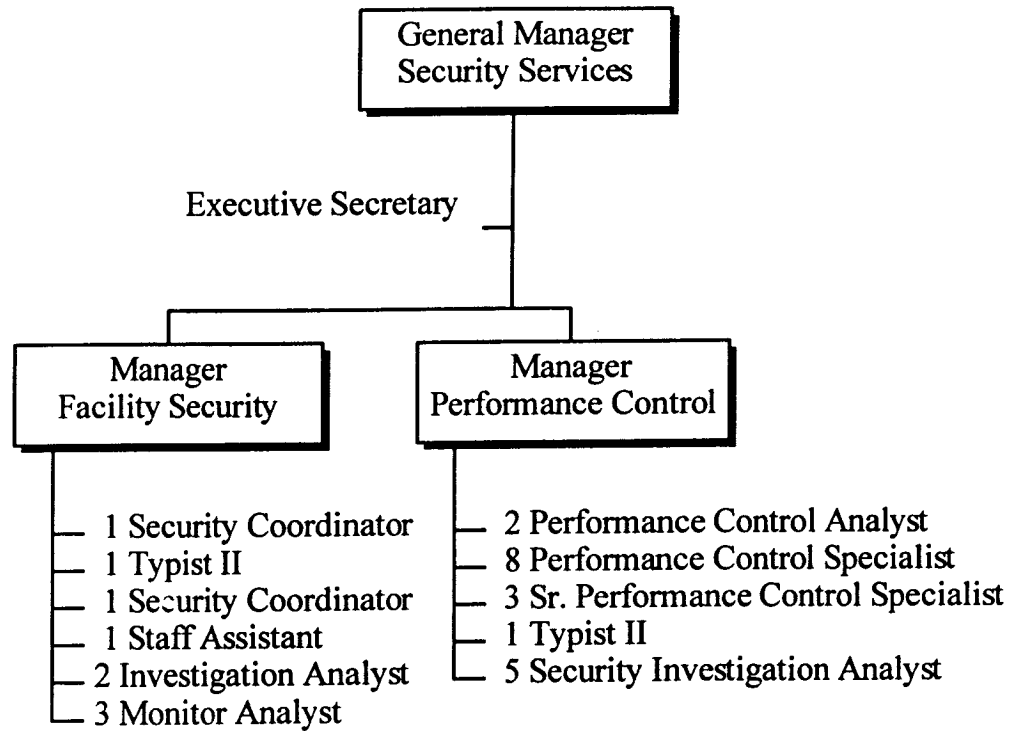
2 Total Positions

CHICAGO TRANSIT AUTHORITY

2000 BUDGET BY CATEGORY

DEPARTMENT 0091	SAFETY, SECURITY & TRAINING VP			ROLLS UP TO DIVISION 0100				
	1997	1998	1999	1999	1999	1999	2000	
	Actual	Actual	Budget	Actual 1-5	Forecast 6-12	Total	Budget	
<u>POSITIONS</u>								
FULL TIME PERM	1	2	2	2	-	2	2	2
PART TIME	-	-	-	-	-	-	-	-
FULL TIME TEMP	-	-	-	-	-	-	-	-
STO POSITIONS	-	-	-	-	-	-	-	-
TOTAL POSITIONS	1	2	2	2	-	2	2	2
<u>HOURS</u>								
OPERATING HOURS	1,416	1,424	3,641	1,502	-	1,502	3,688	3,688
NON-OPERATING HOURS	-	-	-	-	-	-	-	-
TOTAL HOURS	1,416	1,424	3,641	1,502	-	1,502	3,688	3,688
<u>OPERATING EXPENSE</u>								
LABOR	84,824	74,284	173,462	74,503	138,668	213,171	186,135	186,135
MATERIAL	141	150	571	428	619	1,047	1,970	1,970
FUEL - REVENUE EQUIPMENT	-	-	-	-	-	-	-	-
ELECTRIC POWER - REV EQUIPMENT	-	-	-	-	-	-	-	-
PROV FOR INJURIES AND DAMAGES	-	-	-	-	-	-	-	-
PURCHASE OF SECURITY SERVICES	-	-	-	-	-	-	-	-
PURCHASE OF PARATRANSIT SVCS	-	-	-	-	-	-	-	-
UTILITIES	-	-	-	-	-	-	-	-
MAINTENANCE & REPAIR	-	-	-	-	-	-	-	-
ADVERTISING & PROMOTION	-	-	-	-	-	-	-	-
CONTRACTUAL SERVICES	-	-	-	-	-	-	-	-
PROV FOR PASSENGER SECURITY	-	-	-	-	-	-	-	-
LEASES & RENTALS	-	-	-	-	-	-	-	-
TRAVEL, TRAINING, SEMINARS & DUES	-	-	2,500	1,643	2,300	3,943	5,000	5,000
WARRANTY AND OTHER CREDITS	-	-	-	-	-	-	-	-
GENERAL EXPENSES	886	10,011	-	-	10,010	10,010	10,011	10,011
TOTAL OPERATING EXPENSE	85,851	84,445	176,533	76,574	151,597	228,171	203,116	203,116
<u>NON-OPERATING EXPENSE</u>								
LABOR	-	-	-	-	-	-	-	-
MATERIAL	-	-	-	-	-	-	-	-
OTHER SERVICES	-	-	-	-	-	-	-	-
TOTAL NON-OPERATING EXPENSE	-	-	-	-	-	-	-	-

**TRANSIT OPERATIONS
SAFETY, SECURITY & TRAINING
SECURITY SERVICES**



32 Total Positions

CHICAGO TRANSIT AUTHORITY

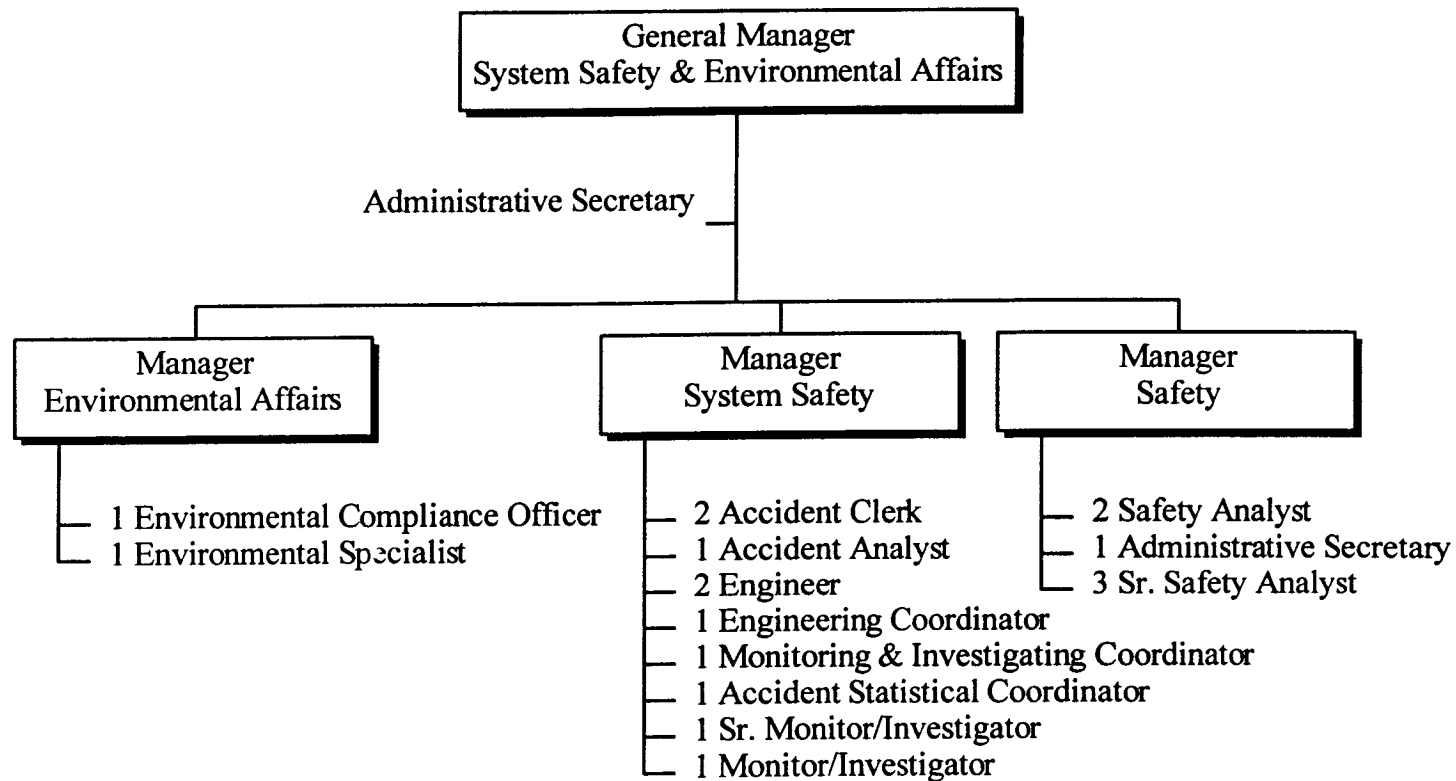
2000 BUDGET BY CATEGORY

DEPARTMENT 0010 SECURITY SERVICES

ROLLS UP TO DIVISION 0100

	1997 Actual	1998 Actual	1999 Budget	1999 Actual 1-5	1999 Forecast 6-12	1999 Total	2000 Budget
<u>POSITIONS</u>							
FULL TIME PERM	28	27	27	26	-	26	32
PART TIME	-	-	-	-	-	-	-
FULL TIME TEMP	-	-	-	-	-	-	-
STO POSITIONS	-	-	-	-	-	-	-
TOTAL POSITIONS	28	27	27	26	-	26	32
<u>HOURS</u>							
OPERATING HOURS	45,660	37,933	50,083	16,804	24,565	41,369	62,528
NON-OPERATING HOURS	-	-	-	-	-	-	-
TOTAL HOURS	45,660	37,933	50,083	16,804	24,565	41,369	62,528
<u>OPERATING EXPENSE</u>							
LABOR	1,182,225	970,864	1,359,313	457,970	683,791	1,141,761	1,680,099
MATERIAL	8,997	7,372	4,362	2,600	4,055	6,655	6,299
FUEL - REVENUE EQUIPMENT	-	-	-	-	-	-	-
ELECTRIC POWER - REV EQUIPMENT	-	-	-	-	-	-	-
PROV FOR INJURIES AND DAMAGES	-	-	-	-	-	-	-
PURCHASE OF SECURITY SERVICES	14,277,845	18,184,372	25,000,000	8,737,841	10,030,000	18,767,841	20,457,848
PURCHASE OF PARATRANSIT SVCS	-	-	-	-	-	-	-
UTILITIES	-	-	-	-	-	-	-
MAINTENANCE & REPAIR	1,606	292	1,500	268	653	921	292
ADVERTISING & PROMOTION	-	-	-	-	-	-	-
CONTRACTUAL SERVICES	-	14,508	-	1,000	15,908	16,908	14,508
PROV FOR PASSENGER SECURITY	-	-	-	-	-	-	-
LEASES & RENTALS	3,925	750	120,000	341,755	-	341,755	341,750
TRAVEL, TRAINING, SEMINARS & DUES	664	3,525	2,150	1,016	3,444	4,460	3,525
WARRANTY AND OTHER CREDITS	-	-	-	-	-	-	-
GENERAL EXPENSES	31,219	20,731	16,500	4,812	10,485	15,297	20,731
TOTAL OPERATING EXPENSE	15,506,481	19,202,414	26,503,825	9,547,262	10,748,336	20,295,598	22,525,052
<u>NON-OPERATING EXPENSE</u>							
LABOR	-	-	-	-	-	-	-
MATERIAL	-	-	-	-	-	-	-
OTHER SERVICES	-	1,545	-	-	1,545	1,545	-
TOTAL NON-OPERATING EXPENSE	-	1,545	-	-	1,545	1,545	-

TRANSIT OPERATIONS
SAFETY, SECURITY & ENVIRONMENTAL AFFAIRS
SYSTEM SAFETY & ENVIRONMENTAL AFFAIRS



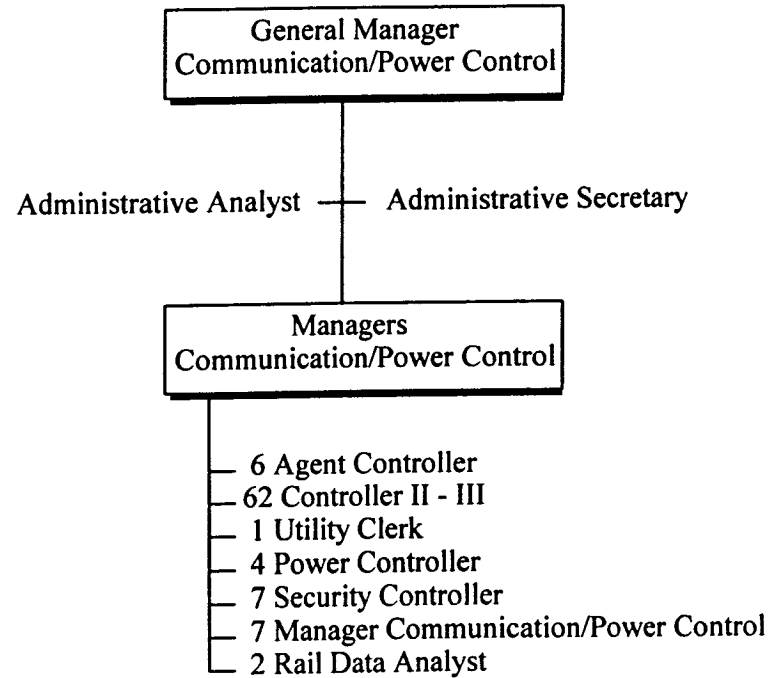
23 Total Positions

CHICAGO TRANSIT AUTHORITY

2000 BUDGET BY CATEGORY

DEPARTMENT 0630	SYSTEM SFTY & ENVIRONMENTAL AFFRS	ROLLS UP TO DIVISION 0100						
		1997 Actual	1998 Actual	1999 Budget	1999 Actual 1-5	1999 Forecast 6-12	1999 Total	2000 Budget
<u>POSITIONS</u>								
FULL TIME PERM		18	23	23	24	-	24	23
PART TIME		-	-	-	-	-	-	-
FULL TIME TEMP		-	-	-	-	-	-	-
STO POSITIONS		-	-	-	-	-	-	-
TOTAL POSITIONS		18	23	23	24	-	24	23
<u>HOURS</u>								
OPERATING HOURS		29,254	22,640	41,921	14,562	21,171	35,733	42,712
NON-OPERATING HOURS		-	-	-	-	-	-	-
TOTAL HOURS		29,254	22,640	41,921	14,562	21,171	35,733	42,712
<u>OPERATING EXPENSE</u>								
LABOR		1,010,356	810,074	1,507,825	538,083	792,556	1,330,639	1,563,172
MATERIAL		11,699	11,063	17,236	8,598	12,448	21,046	33,788
FUEL - REVENUE EQUIPMENT		-	-	-	-	-	-	-
ELECTRIC POWER - REV EQUIPMENT		-	-	-	-	-	-	-
PROV FOR INJURIES AND DAMAGES		-	-	-	-	-	-	-
PURCHASE OF SECURITY SERVICES		-	-	-	-	-	-	-
PURCHASE OF PARATRANSIT SVCS		-	-	-	-	-	-	-
UTILITIES		-	-	-	-	-	-	-
MAINTENANCE & REPAIR		-	91	-	-	91	91	91
ADVERTISING & PROMOTION		-	-	-	-	-	-	-
CONTRACTUAL SERVICES		29,382	47,020	78,600	10,691	36,408	47,099	47,320
PROV FOR PASSENGER SECURITY		-	-	-	-	-	-	-
LEASES & RENTALS		-	-	3,054	-	-	-	-
TRAVEL, TRAINING, SEMINARS & DUES		6,467	4,170	10,160	1,222	3,519	4,741	4,205
WARRANTY AND OTHER CREDITS		-	-	-	-	-	-	-
GENERAL EXPENSES		19,356	8,689	26,551	20,731	31,938	52,669	63,251
TOTAL OPERATING EXPENSE		1,077,260	881,107	1,643,426	579,325	876,960	1,456,285	1,711,827
<u>NON-OPERATING EXPENSE</u>								
LABOR		-	-	-	-	-	-	-
MATERIAL		-	-	-	-	-	-	-
OTHER SERVICES		500	-	-	-	-	-	-
TOTAL NON-OPERATING EXPENSE		500	-	-	-	-	-	-

**TRANSIT OPERATIONS
SAFETY, SECURITY, & TRAINING
COMMUNICATION/POWER CONTROL**



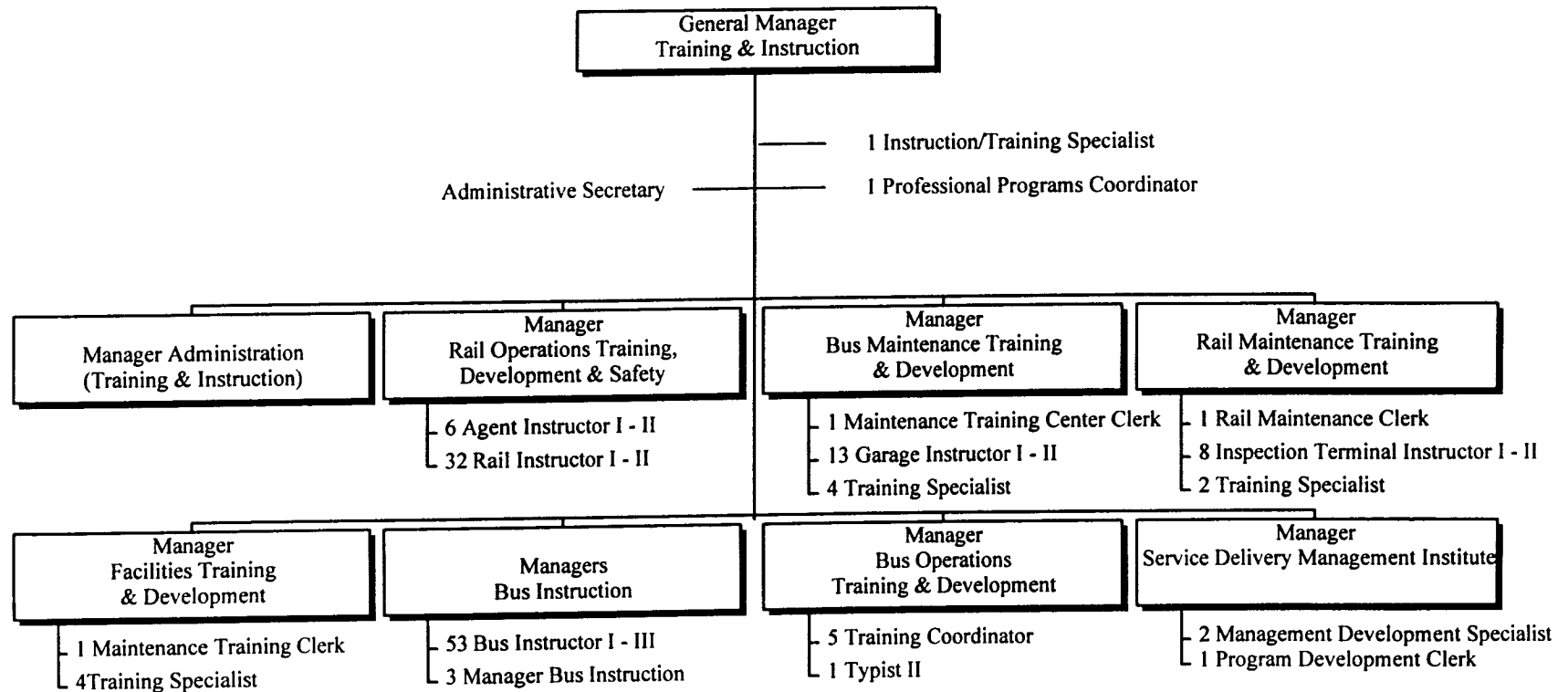
92 Total Positions

CHICAGO TRANSIT AUTHORITY

2000 BUDGET BY CATEGORY

DEPARTMENT 0115	COMMUNICATIONS/POWER CONTROL	ROLLS UP TO DIVISION 0100					1999 Total	2000 Budget
		1997 Actual	1998 Actual	1999 Budget	1999 Actual 1-5	1999 Forecast 6-12		
<u>POSITIONS</u>								
FULL TIME PERM		78	78	80	69	-	69	92
PART TIME		-	-	-	-	-	-	-
FULL TIME TEMP		-	-	-	-	-	-	-
STO POSITIONS		-	-	-	-	-	-	-
TOTAL POSITIONS		78	78	80	69	-	69	92
<u>HOURS</u>								
OPERATING HOURS		164,160	162,368	166,328	64,566	95,971	160,537	167,448
NON-OPERATING HOURS		-	-	-	-	-	-	-
TOTAL HOURS		164,160	162,368	166,328	64,566	95,971	160,537	167,448
<u>OPERATING EXPENSE</u>								
LABOR		5,328,456	5,405,967	5,875,576	2,207,239	3,336,376	5,543,615	6,086,283
MATERIAL		34,767	21,557	30,159	20,986	30,264	51,250	49,961
FUEL - REVENUE EQUIPMENT		-	-	-	-	-	-	-
ELECTRIC POWER - REV EQUIPMENT		-	-	-	-	-	-	-
PROV FOR INJURIES AND DAMAGES		-	-	-	-	-	-	-
PURCHASE OF SECURITY SERVICES		-	-	-	-	-	-	-
PURCHASE OF PARATRANSIT SVCS		-	-	-	-	-	-	-
UTILITIES		-	-	-	-	-	-	-
MAINTENANCE & REPAIR		8,130	5,116	3,305	159	3,000	3,159	10,316
ADVERTISING & PROMOTION		-	-	-	-	-	-	-
CONTRACTUAL SERVICES		1,800	7,503	7,812	6,758	87,128	93,886	7,503
PROV FOR PASSENGER SECURITY		-	-	-	-	-	-	-
LEASES & RENTALS		272,377	200,144	272,000	108,089	122,341	230,430	240,144
TRAVEL, TRAINING, SEMINARS & DUES		-	-	-	-	-	-	-
WARRANTY AND OTHER CREDITS		-	-	-	-	-	-	-
GENERAL EXPENSES		846	303	588	368	-	368	303
TOTAL OPERATING EXPENSE		5,646,376	5,640,590	6,189,440	2,343,599	3,579,109	5,922,708	6,394,510
<u>NON-OPERATING EXPENSE</u>								
LABOR		-	-	-	-	-	-	-
MATERIAL		-	-	-	-	-	-	-
OTHER SERVICES		555	845	-	-75	920	845	-
TOTAL NON-OPERATING EXPENSE		555	845	-	-75	920	845	-

TRANSIT OPERATIONS SAFETY, SECURITY, & TRAINING TRAINING & INSTRUCTION



CHICAGO TRANSIT AUTHORITY

2000 BUDGET BY CATEGORY

DEPARTMENT 0180 TRAINING AND INSTRUCTION	ROLLS UP TO DIVISION 0100						1999 Total	2000 Budget
	1997 Actual	1998 Actual	1999 Budget	1999 Actual 1-5	1999 Forecast 6-12			
<u>POSITIONS</u>								
FULL TIME PERM	146	147	150	139	-	139	149	
PART TIME	-	-	-	-	-	-	-	
FULL TIME TEMP	-	-	-	-	-	-	-	
STO POSITIONS	-	-	-	-	-	-	-	
TOTAL POSITIONS	146	147	150	139	-	139	149	
<u>HOURS</u>								
OPERATING HOURS	253,108	239,523	273,284	103,892	145,868	249,760	273,176	
NON-OPERATING HOURS	-	-	-	-	-	-	-	
TOTAL HOURS	253,108	239,523	273,284	103,892	145,868	249,760	273,176	
<u>OPERATING EXPENSE</u>								
LABOR	7,900,837	7,684,329	9,099,079	3,381,986	4,836,234	8,218,220	9,148,539	
MATERIAL	120,283	179,923	120,182	75,925	109,726	185,651	211,903	
FUEL - REVENUE EQUIPMENT	-	-	-	-	-	-	-	
ELECTRIC POWER - REV EQUIPMENT	-	-	-	-	-	-	-	
PROV FOR INJURIES AND DAMAGES	-	-	-	-	-	-	-	
PURCHASE OF SECURITY SERVICES	-	-	-	-	-	-	-	
PURCHASE OF PARATRANSIT SVCS	-	-	-	-	-	-	-	
UTILITIES	-	-	-	-	-	-	-	
MAINTENANCE & REPAIR	973	1,180	1,627	31,522	2,847	34,369	35,180	
ADVERTISING & PROMOTION	-	-	-	-	-	-	-	
CONTRACTUAL SERVICES	57	205	-	-	205	205	205	
PROV FOR PASSENGER SECURITY	-	-	-	-	-	-	-	
LEASES & RENTALS	2,587	-	3,000	19,659	27,523	47,182	40,000	
TRAVEL, TRAINING, SEMINARS & DUES	80,074	62,869	60,799	44,920	19,882	64,802	62,869	
WARRANTY AND OTHER CREDITS	-	-	-	-	-	-	-	
GENERAL EXPENSES	8,389	11,740	13,712	4,329	12,554	16,883	15,740	
TOTAL OPERATING EXPENSE	8,113,200	7,940,246	9,298,399	3,558,341	5,008,971	8,567,312	9,514,436	
<u>NON-OPERATING EXPENSE</u>								
LABOR	-	-	-	-	-	-	-	
MATERIAL	-	-	-	-	-	-	-	
OTHER SERVICES	1,083,108	191,138	1,000,000	-	191,138	191,138	-	
TOTAL NON-OPERATING EXPENSE	1,083,108	191,138	1,000,000	-	191,138	191,138	-	

INNOVATIVE

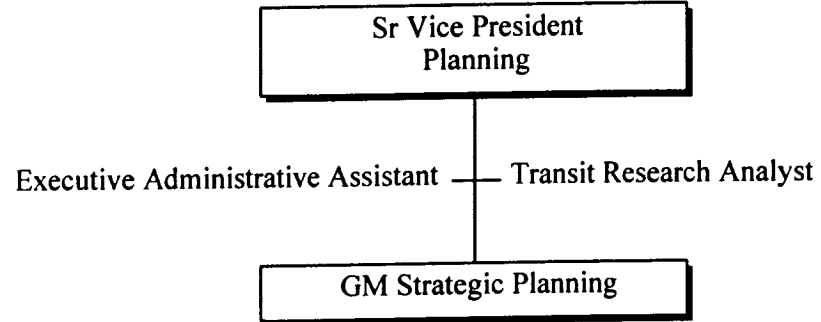
We will seek out and encourage
employees who
initiate
change
improvement, learning
and advancement of our goals.

CHICAGO TRANSIT AUTHORITY

2000 BUDGET BY CATEGORY

SECTOR	0004	PLANNING	ROLLS UP TO DIVISION 0100					1999 Total	2000 Budget
			1997 Actual	1998 Actual	1999 Budget	1999 Actual 1-5	1999 Forecast 6-12		
<u>POSITIONS</u>									
FULL TIME PERM			84	74	75	66	-	66	74
PART TIME			-	-	-	-	-	-	-
FULL TIME TEMP			-	-	-	1	-	1	-
STO POSITIONS			-	-	-	-	-	-	-
TOTAL POSITIONS			84	74	75	67	-	67	74
<u>HOURS</u>									
OPERATING HOURS			183,667	126,677	133,446	50,378	74,554	124,932	138,456
NON-OPERATING HOURS			3,322	791	3,504	19	409	428	-
TOTAL HOURS			186,989	127,468	136,950	50,397	74,963	125,360	138,456
<u>OPERATING EXPENSE</u>									
LABOR			5,846,636	4,238,788	4,558,513	1,695,220	2,522,641	4,217,861	4,711,792
MATERIAL			38,418	19,490	15,845	24,783	35,877	60,660	42,230
FUEL - REVENUE EQUIPMENT			-	-	-	-	-	-	-
ELECTRIC POWER - REV EQUIPMENT			-	-	-	-	-	-	-
PROV FOR INJURIES AND DAMAGES			-	-	-	-	-	-	-
PURCHASE OF SECURITY SERVICES			-	-	-	-	-	-	-
PURCHASE OF PARATRANSIT SVCS			-	-	-	-	-	-	-
UTILITIES			-	-	-	-	-	-	-
MAINTENANCE & REPAIR			66,427	54,650	47,722	-4,501	57,709	53,208	84,854
ADVERTISING & PROMOTION			79,943	-40,000	5,000	318	445	763	-
CONTRACTUAL SERVICES			73,398	46,709	50,012	4,217	51,080	55,297	55,379
PROV FOR PASSENGER SECURITY			-	-	-	-	-	-	-
LEASES & RENTALS			210	-	-	-	-	-	-
TRAVEL, TRAINING, SEMINARS & DUES			14,573	21,751	15,145	19,814	28,751	48,565	23,751
WARRANTY AND OTHER CREDITS			-	-	-	-	-	-	-
GENERAL EXPENSES			72,480	24,982	31,138	7,076	13,029	20,105	24,970
TOTAL OPERATING EXPENSE			6,192,085	4,366,370	4,723,375	1,746,927	2,709,532	4,456,459	4,942,976
<u>NON-OPERATING EXPENSE</u>									
LABOR			86,161	25,900	118,624	452	19,022	19,474	-
MATERIAL			5,250	-	692,000	-	-	-	-
OTHER SERVICES			687,563	62,597	504,000	678,023	963,817	1,641,840	1,640,170
TOTAL NON-OPERATING EXPENSE			778,974	88,497	1,314,624	678,475	982,839	1,661,314	1,640,170

**TRANSIT OPERATIONS
PLANNING
SR VICE PRESIDENT**



4 Total Positions

CHICAGO TRANSIT AUTHORITY

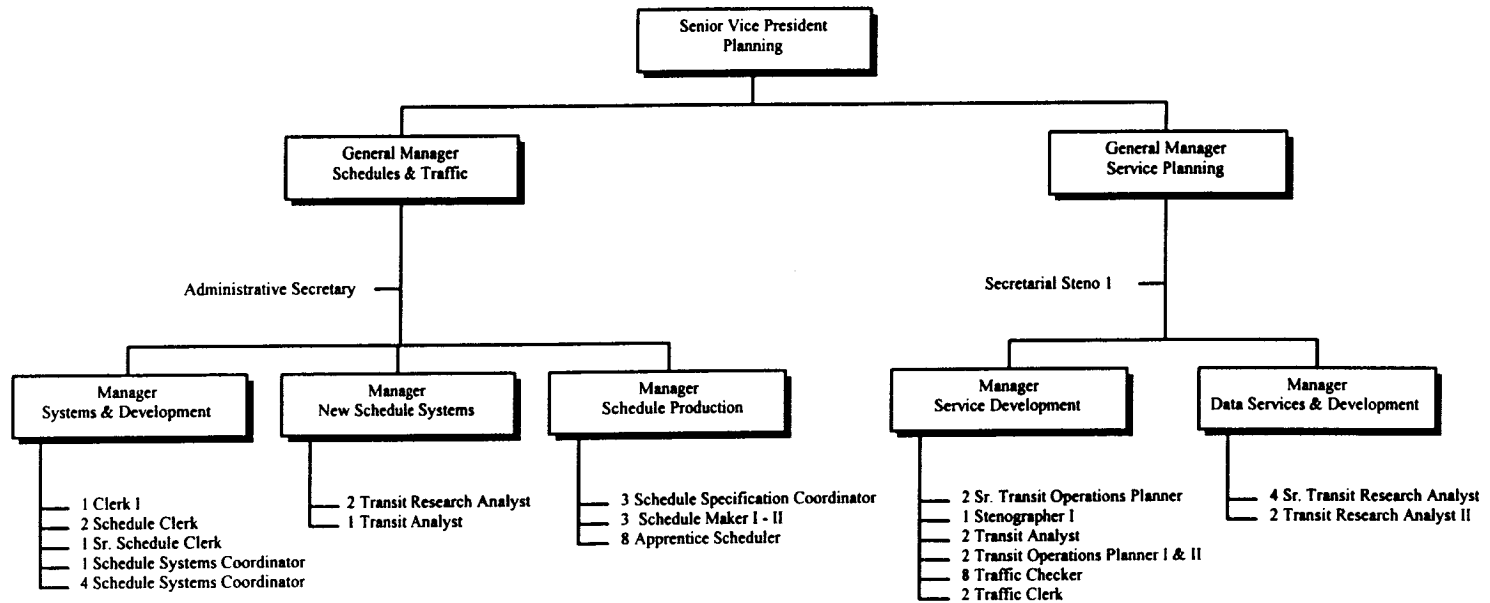
2000 BUDGET BY CATEGORY

DEPARTMENT 0008 PLANNING SR VP

ROLLS UP TO DIVISION 0100

	1997 Actual	1998 Actual	1999 Budget	1999 Actual 1-5	1999 Forecast 6-12	1999 Total	2000 Budget
<u>POSITIONS</u>							
FULL TIME PERM	4	3	3	4	-	4	4
PART TIME	-	-	-	-	-	-	-
FULL TIME TEMP	-	-	-	-	-	-	-
STO POSITIONS	-	-	-	-	-	-	-
TOTAL POSITIONS	4	3	3	4	-	4	4
<u>HOURS</u>							
OPERATING HOURS	8,304	9,456	5,598	2,616	3,719	6,335	7,616
NON-OPERATING HOURS	-	-	-	-	-	-	-
TOTAL HOURS	8,304	9,456	5,598	2,616	3,719	6,335	7,616
<u>OPERATING EXPENSE</u>							
LABOR	297,520	379,674	279,300	115,709	165,226	280,935	312,412
MATERIAL	2,817	176	571	3,763	5,446	9,209	8,797
FUEL - REVENUE EQUIPMENT	-	-	-	-	-	-	-
ELECTRIC POWER - REV EQUIPMENT	-	-	-	-	-	-	-
PROV FOR INJURIES AND DAMAGES	-	-	-	-	-	-	-
PURCHASE OF SECURITY SERVICES	-	-	-	-	-	-	-
PURCHASE OF PARATRANSIT SVCS	-	-	-	-	-	-	-
UTILITIES	-	-	-	-	-	-	-
MAINTENANCE & REPAIR	-	-	-	-	-	-	-
ADVERTISING & PROMOTION	75,480	-40,000	-	-	-	-	-
CONTRACTUAL SERVICES	55,781	30,747	50,000	32	30,611	30,643	29,451
PROV FOR PASSENGER SECURITY	-	-	-	-	-	-	-
LEASES & RENTALS	-	-	-	-	-	-	-
TRAVEL, TRAINING, SEMINARS & DUES	1,456	4,186	5,000	3,979	2,941	6,920	6,186
WARRANTY AND OTHER CREDITS	-	-	-	-	-	-	-
GENERAL EXPENSES	912	1,592	1,104	160	1,076	1,236	1,592
TOTAL OPERATING EXPENSE	433,966	376,375	335,975	123,643	205,300	328,943	358,438
<u>NON-OPERATING EXPENSE</u>							
LABOR	-	-	-	-	-	-	-
MATERIAL	-	-	-	-	-	-	-
OTHER SERVICES	1,309	-	-	-	-	-	-
TOTAL NON-OPERATING EXPENSE	1,309	-	-	-	-	-	-

TRANSIT OPERATIONS PLANNING PLANNING



57 Total Positions

CHICAGO TRANSIT AUTHORITY

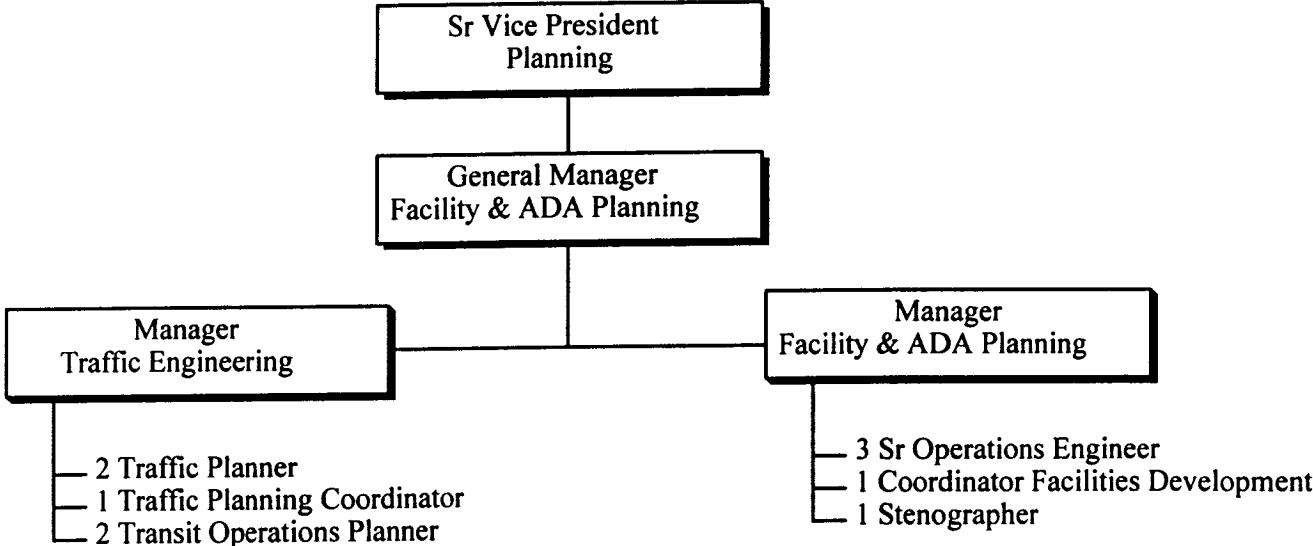
2000 BUDGET BY CATEGORY

DEPARTMENT 0590 PLANNING

ROLLS UP TO DIVISION 0100

	1997 Actual	1998 Actual	1999 Budget	1999 Actual 1-5	1999 Forecast 6-12	1999 Total	2000 Budget
<u>POSITIONS</u>							
FULL TIME PERM	75	66	67	50	-	50	57
PART TIME	-	-	-	-	-	-	-
FULL TIME TEMP	-	-	-	1	-	1	-
STO POSITIONS	-	-	-	-	-	-	-
TOTAL POSITIONS	75	66	67	51	-	51	57
<u>HOURS</u>							
OPERATING HOURS	168,826	109,129	118,648	40,858	60,160	101,018	106,248
NON-OPERATING HOURS	1,887	491	3,504	19	115	134	-
TOTAL HOURS	170,713	109,620	122,152	40,877	60,275	101,152	106,248
<u>OPERATING EXPENSE</u>							
LABOR	5,343,617	3,590,664	3,944,356	1,334,056	1,972,704	3,306,760	3,521,109
MATERIAL	33,466	18,281	14,473	19,770	28,622	48,392	29,698
FUEL - REVENUE EQUIPMENT	-	-	-	-	-	-	-
ELECTRIC POWER - REV EQUIPMENT	-	-	-	-	-	-	-
PROV FOR INJURIES AND DAMAGES	-	-	-	-	-	-	-
PURCHASE OF SECURITY SERVICES	-	-	-	-	-	-	-
PURCHASE OF PARATRANSIT SVCS	-	-	-	-	-	-	-
UTILITIES	-	-	-	-	-	-	-
MAINTENANCE & REPAIR	66,427	54,650	47,722	-4,501	57,709	53,208	84,854
ADVERTISING & PROMOTION	4,463	-	5,000	318	445	763	-
CONTRACTUAL SERVICES	17,580	15,612	-	4,185	20,119	24,304	25,578
PROV FOR PASSENGER SECURITY	-	-	-	-	-	-	-
LEASES & RENTALS	210	-	-	-	-	-	-
TRAVEL, TRAINING, SEMINARS & DUES	12,942	13,822	9,648	14,844	24,607	39,451	13,822
WARRANTY AND OTHER CREDITS	-	-	-	-	-	-	-
GENERAL EXPENSES	71,027	23,049	29,855	6,409	11,208	17,617	23,037
TOTAL OPERATING EXPENSE	5,549,732	3,716,078	4,051,054	1,375,081	2,115,414	3,490,495	3,698,098
<u>NON-OPERATING EXPENSE</u>							
LABOR	48,545	15,388	118,624	452	4,945	5,397	-
MATERIAL	5,250	-	692,000	-	-	-	-
OTHER SERVICES	686,254	62,597	504,000	678,023	963,817	1,641,840	1,640,170
TOTAL NON-OPERATING EXPENSE	740,049	77,985	1,314,624	678,475	968,762	1,647,237	1,640,170

**TRANSIT OPERATIONS
PLANNING
FACILITY & ADA PLANNING**



13 Total Positions

CHICAGO TRANSIT AUTHORITY

2000 BUDGET BY CATEGORY

DEPARTMENT 0988 FACILITY & ADA PLANING

ROLLS UP TO DIVISION 0100

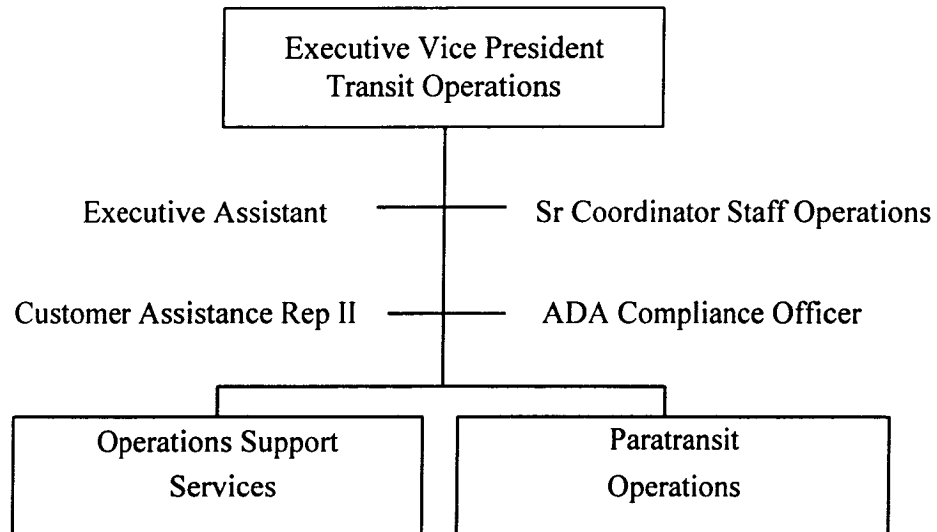
	1997 Actual	1998 Actual	1999 Budget	1999 Actual 1-5	1999 Forecast 6-12	1999 Total	2000 Budget
<u>POSITIONS</u>							
FULL TIME PERM	5	5	5	12	-	12	13
PART TIME	-	-	-	-	-	-	-
FULL TIME TEMP	-	-	-	-	-	-	-
STO POSITIONS	-	-	-	-	-	-	-
TOTAL POSITIONS	5	5	5	12	-	12	13
<u>HOURS</u>							
OPERATING HOURS	6,537	8,092	9,200	6,904	10,675	17,579	24,592
NON-OPERATING HOURS	1,435	300	-	-	294	294	-
TOTAL HOURS	7,972	8,392	9,200	6,904	10,969	17,873	24,592
<u>OPERATING EXPENSE</u>							
LABOR	205,499	268,450	334,857	245,455	384,711	630,166	878,271
MATERIAL	2,135	1,033	801	1,250	1,809	3,059	3,735
FUEL - REVENUE EQUIPMENT	-	-	-	-	-	-	-
ELECTRIC POWER - REV EQUIPMENT	-	-	-	-	-	-	-
PROV FOR INJURIES AND DAMAGES	-	-	-	-	-	-	-
PURCHASE OF SECURITY SERVICES	-	-	-	-	-	-	-
PURCHASE OF PARATRANSIT SVCS	-	-	-	-	-	-	-
UTILITIES	-	-	-	-	-	-	-
MAINTENANCE & REPAIR	-	-	-	-	-	-	-
ADVERTISING & PROMOTION	-	-	-	-	-	-	-
CONTRACTUAL SERVICES	37	350	12	-	350	350	350
PROV FOR PASSENGER SECURITY	-	-	-	-	-	-	-
LEASES & RENTALS	-	-	-	-	-	-	-
TRAVEL, TRAINING, SEMINARS & DUES	175	3,743	497	991	1,203	2,194	3,743
WARRANTY AND OTHER CREDITS	-	-	-	-	-	-	-
GENERAL EXPENSES	541	341	179	507	745	1,252	341
TOTAL OPERATING EXPENSE	208,387	273,917	336,346	248,203	388,818	637,021	886,440
<u>NON-OPERATING EXPENSE</u>							
LABOR	37,616	10,512	-	-	14,077	14,077	-
MATERIAL	-	-	-	-	-	-	-
OTHER SERVICES	-	-	-	-	-	-	-
TOTAL NON-OPERATING EXPENSE	37,616	10,512	-	-	14,077	14,077	-

CHICAGO TRANSIT AUTHORITY

2000 BUDGET BY CATEGORY

SECTOR	0110	ADMINISTRATION AND PARATRANSIT	ROLLS UP TO DIVISION 0100						
			1997 Actual	1998 Actual	1999 Budget	1999 Actual 1-5	1999 Forecast 6-12	1999 Total	2000 Budget
<u>POSITIONS</u>									
FULL TIME PERM			58	37	39	28	-	28	36
PART TIME			-	-	-	-	-	-	-
FULL TIME TEMP			-	-	-	-	-	-	-
STO POSITIONS			-	-	-	-	-	-	-
TOTAL POSITIONS			58	37	39	28	-	28	36
<u>HOURS</u>									
OPERATING HOURS			97,490	75,924	71,396	22,691	38,354	61,045	66,624
NON-OPERATING HOURS			102	-140	-	-	-	-	-
TOTAL HOURS			97,592	75,784	71,396	22,691	38,354	61,045	66,624
<u>OPERATING EXPENSE</u>									
LABOR			3,136,913	2,372,341	2,401,263	672,246	1,001,824	1,674,070	2,106,999
MATERIAL			33,633	29,586	27,169	4,794	7,731	12,525	13,446
FUEL - REVENUE EQUIPMENT			-	-	-	-	-	-	-
ELECTRIC POWER - REV EQUIPMENT			-	-	-	-	-	-	-
PROV FOR INJURIES AND DAMAGES			-	-	-	-	-	-	-
PURCHASE OF SECURITY SERVICES			-	-	-	-	-	-	-
PURCHASE OF PARATRANSIT SVCS			26,072,497	27,069,066	27,060,000	11,122,152	15,936,821	27,058,973	27,360,000
UTILITIES			1,156	412	5,434	-	412	412	412
MAINTENANCE & REPAIR			-	-	-	-	-	-	-
ADVERTISING & PROMOTION			-	-	-	-	-	-	-
CONTRACTUAL SERVICES			21,475	24,975	24,271	2,500	7,335	9,835	614,975
PROV FOR PASSENGER SECURITY			-	-	-	-	-	-	-
LEASES & RENTALS			-	960	-	-	960	960	960
TRAVEL, TRAINING, SEMINARS & DUES			4,110	9,221	2,535	1,203	1,471	2,674	3,186
WARRANTY AND OTHER CREDITS			-4,487	-	-	-	-	-	-
GENERAL EXPENSES			9,071	173,240	12,371	17,142	34,706	51,848	52,467
TOTAL OPERATING EXPENSE			29,274,368	29,679,801	29,533,043	11,820,037	16,991,260	28,811,297	30,152,445
<u>NON-OPERATING EXPENSE</u>									
LABOR			3,643	-3,598	-	-	-4,838	-4,838	-
MATERIAL			-	-	-	-	-	-	-
OTHER SERVICES			29,963	23,852	40,000	13,373	-6,390	6,983	32,350
TOTAL NON-OPERATING EXPENSE			33,606	20,254	40,000	13,373	-11,228	2,145	32,350

**TRANSIT OPERATIONS
ADMINISTRATION & PARATRANSIT
ADMIN & PARATRANSIT**



4 Total Positions

CHICAGO TRANSIT AUTHORITY

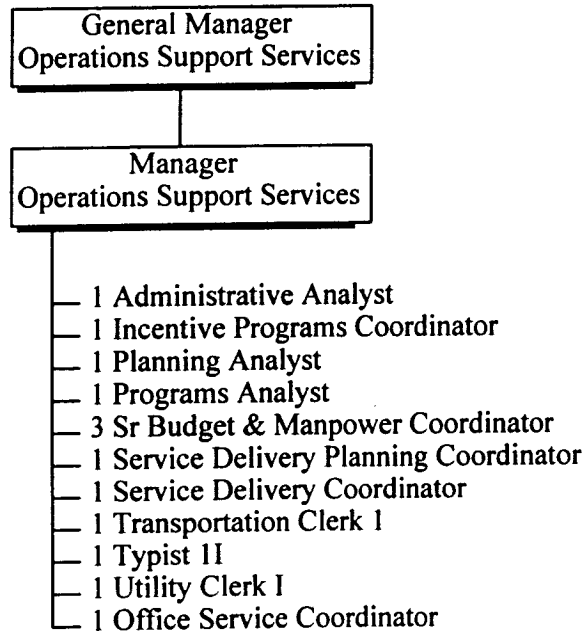
2000 BUDGET BY CATEGORY

DEPARTMENT 0112 ADMIN & PARATRANSIT

ROLLS UP TO DIVISION 0100

	1997 Actual	1998 Actual	1999 Budget	1999 Actual 1-5	1999 Forecast 6-12	1999 Total	2000 Budget
<u>POSITIONS</u>							
FULL TIME PERM	3	3	6	3	-	3	4
PART TIME	-	-	-	-	-	-	-
FULL TIME TEMP	-	-	-	-	-	-	-
STO POSITIONS	-	-	-	-	-	-	-
TOTAL POSITIONS	3	3	6	3	-	3	4
<u>HOURS</u>							
OPERATING HOURS	28,596	6,261	11,479	2,634	3,956	6,590	7,376
NON-OPERATING HOURS	-	-	-	-	-	-	-
TOTAL HOURS	28,596	6,261	11,479	2,634	3,956	6,590	7,376
<u>OPERATING EXPENSE</u>							
LABOR	1,043,245	314,765	555,984	93,483	143,812	237,295	265,158
MATERIAL	2,957	1,125	328	10	15	25	30
FUEL - REVENUE EQUIPMENT	-	-	-	-	-	-	-
ELECTRIC POWER - REV EQUIPMENT	-	-	-	-	-	-	-
PROV FOR INJURIES AND DAMAGES	-	-	-	-	-	-	-
PURCHASE OF SECURITY SERVICES	-	-	-	-	-	-	-
PURCHASE OF PARATRANSIT SVCS	-	-	-	-	-	-	-
UTILITIES	-	-	-	-	-	-	-
MAINTENANCE & REPAIR	-	-	-	-	-	-	-
ADVERTISING & PROMOTION	-	-	-	-	-	-	-
CONTRACTUAL SERVICES	-	-	-	-	-	-	-
PROV FOR PASSENGER SECURITY	-	-	-	-	-	-	-
LEASES & RENTALS	-	-	-	-	-	-	-
TRAVEL, TRAINING, SEMINARS & DUES	1,517	9,186	2,535	1,203	1,471	2,674	3,186
WARRANTY AND OTHER CREDITS	-	-	-	-	-	-	-
GENERAL EXPENSES	8,168	171,273	10,750	16,845	34,637	51,482	52,062
TOTAL OPERATING EXPENSE	1,055,887	496,349	569,597	111,541	179,935	291,476	320,436
<u>NON-OPERATING EXPENSE</u>							
LABOR	-	-	-	-	-	-	-
MATERIAL	-	-	-	-	-	-	-
OTHER SERVICES	584	-	-	-	-	-	-
TOTAL NON-OPERATING EXPENSE	584	-	-	-	-	-	-

**TRANSIT OPERATIONS
ADMINISTRATION & PARATRANSIT
OPERATIONS SUPPORT SERVICES**



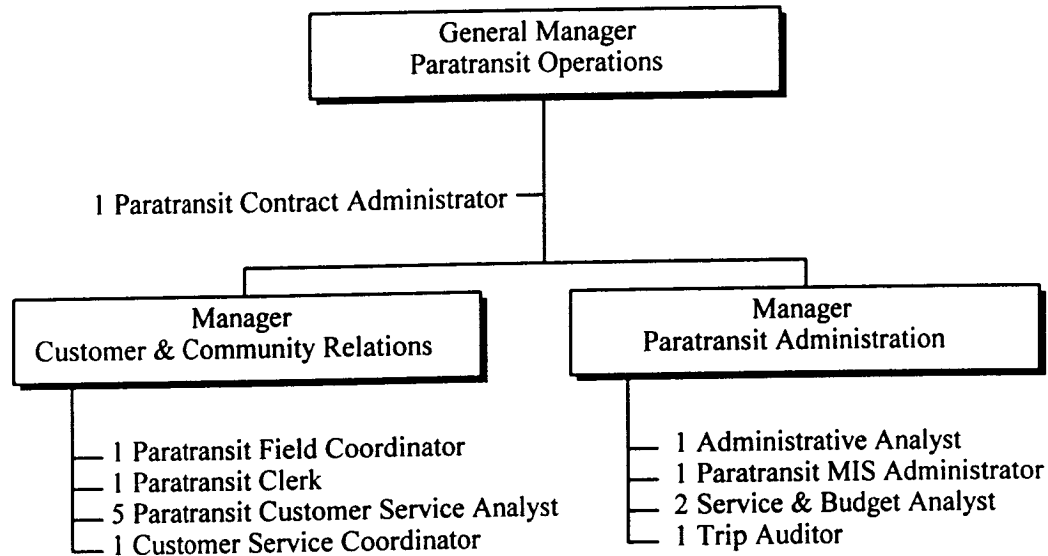
15 Total Positions

CHICAGO TRANSIT AUTHORITY

2000 BUDGET BY CATEGORY

DEPARTMENT 0190	OPERATIONS SUPPORT SERVICES			ROLLS UP TO DIVISION 0100			1999 Total	2000 Budget
	1997 Actual	1998 Actual	1999 Budget	1999 Actual 1-5	1999 Forecast 6-12			
<u>POSITIONS</u>								
FULL TIME PERM	24	15	16	10	-	10		15
PART TIME	-	-	-	-	-	-		-
FULL TIME TEMP	-	-	-	-	-	-		-
STO POSITIONS	-	-	-	-	-	-		-
TOTAL POSITIONS	24	15	16	10	-	10		15
<u>HOURS</u>								
OPERATING HOURS	39,087	27,760	28,997	9,050	18,374	27,424		28,040
NON-OPERATING HOURS	-	-140	-	-	-	-		-
TOTAL HOURS	39,087	27,620	28,997	9,050	18,374	27,424		28,040
<u>OPERATING EXPENSE</u>								
LABOR	1,228,742	796,073	903,631	259,208	388,158	647,366		884,266
MATERIAL	9,209	6,542	6,840	3,174	4,585	7,759		8,779
FUEL - REVENUE EQUIPMENT	-	-	-	-	-	-		-
ELECTRIC POWER - REV EQUIPMENT	-	-	-	-	-	-		-
PROV FOR INJURIES AND DAMAGES	-	-	-	-	-	-		-
PURCHASE OF SECURITY SERVICES	-	-	-	-	-	-		-
PURCHASE OF PARATRANSIT SVCS	-	-	-	-	-	-		-
UTILITIES	-	-	-	-	-	-		-
MAINTENANCE & REPAIR	-	-	-	-	-	-		-
ADVERTISING & PROMOTION	-	-	-	-	-	-		-
CONTRACTUAL SERVICES	132	272	502	-	272	272		600,272
PROV FOR PASSENGER SECURITY	-	-	-	-	-	-		-
LEASES & RENTALS	-	-	-	-	-	-		-
TRAVEL, TRAINING, SEMINARS & DUES	25	-	-	-	-	-		-
WARRANTY AND OTHER CREDITS	-	-	-	-	-	-		-
GENERAL EXPENSES	539	205	1,000	132	69	201		205
TOTAL OPERATING EXPENSE	1,238,647	803,092	911,973	262,514	393,084	655,598		1,493,522
<u>NON-OPERATING EXPENSE</u>								
LABOR	-	-3,598	-	-	-4,838	-4,838		-
MATERIAL	-	-	-	-	-	-		-
OTHER SERVICES	28,428	6,983	-	-	6,983	6,983		-
TOTAL NON-OPERATING EXPENSE	28,428	3,385	-	-	2,145	2,145		-

TRANSIT OPERATIONS ADMINISTRATION & PARATRANSIT PARATRANSIT OPERATIONS



17 Total Positions

CHICAGO TRANSIT AUTHORITY

2000 BUDGET BY CATEGORY

DEPARTMENT 0384 PARATRANSIT

ROLLS UP TO DIVISION 0100

	1997 Actual	1998 Actual	1999 Budget	1999 Actual 1-5	1999 Forecast 6-12	1999 Total	2000 Budget
<u>POSITIONS</u>							
FULL TIME PERM	17	17	17	15	-	15	17
PART TIME	-	-	-	-	-	-	-
FULL TIME TEMP	-	-	-	-	-	-	-
STO POSITIONS	-	-	-	-	-	-	-
TOTAL POSITIONS	17	17	17	15	-	15	17
<u>HOURS</u>							
OPERATING HOURS	29,807	27,119	30,920	10,663	15,557	26,220	31,208
NON-OPERATING HOURS	102	-	-	-	-	-	-
TOTAL HOURS	29,909	27,119	30,920	10,663	15,557	26,220	31,208
<u>OPERATING EXPENSE</u>							
LABOR	864,926	793,400	941,648	309,690	456,248	765,938	957,575
MATERIAL	21,467	19,342	20,001	1,610	3,131	4,741	4,637
FUEL - REVENUE EQUIPMENT	-	-	-	-	-	-	-
ELECTRIC POWER - REV EQUIPMENT	-	-	-	-	-	-	-
PROV FOR INJURIES AND DAMAGES	-	-	-	-	-	-	-
PURCHASE OF SECURITY SERVICES	-	-	-	-	-	-	-
PURCHASE OF PARATRANSIT SVCS	26,072,497	27,069,066	27,060,000	11,122,152	15,936,821	27,058,973	27,360,000
UTILITIES	1,156	412	5,434	-	412	412	412
MAINTENANCE & REPAIR	-	-	-	-	-	-	-
ADVERTISING & PROMOTION	-	-	-	-	-	-	-
CONTRACTUAL SERVICES	21,343	24,703	23,769	2,500	7,063	9,563	14,703
PROV FOR PASSENGER SECURITY	-	-	-	-	-	-	-
LEASES & RENTALS	-	960	-	-	960	960	960
TRAVEL, TRAINING, SEMINARS & DUES	2,568	-	-	-	-	-	-
WARRANTY AND OTHER CREDITS	-4,487	-	-	-	-	-	-
GENERAL EXPENSES	364	200	621	83	-	83	200
TOTAL OPERATING EXPENSE	26,979,834	27,908,083	28,051,473	11,436,035	16,404,635	27,840,670	28,338,487
<u>NON-OPERATING EXPENSE</u>							
LABOR	3,643	-	-	-	-	-	-
MATERIAL	-	-	-	-	-	-	-
OTHER SERVICES	951	16,869	40,000	13,373	-13,373	-	32,350
TOTAL NON-OPERATING EXPENSE	4,594	16,869	40,000	13,373	-13,373	-	32,350

CUSTOMER SERVICE, FACILITIES & DEVELOPMENT

The Customer Service, Facilities & Development Division is responsible for the acquisition and maintenance of all CTA facilities. This Division also operates the customer service hot-line (1-888-YOUR-CTA).

CUSTOMER SERVICE

CUSTOMER SERVICE

Enhance the value of all aspects of the Authority's Customer Service operation by: 1) maintaining customer service hot-line; 2) enhancing top management decision making process by providing accurate and timely customer information; 3) increasing the level of customer satisfaction through the effective use of research tools.

MARKET DEVELOPMENT/SPECIAL EVENTS

MARKET DEVELOPMENT /SPECIAL EVENTS

Enhance the value of all aspects of the Authority's operation by: 1) forging business relationships; 2) developing ridership initiatives; 3) sponsoring special events.

REAL ESTATE & COMMUNITY DEVELOPMENT

REAL ESTATE & COMMUNITY DEVELOPMENT

Negotiate leases, easements, and right of entry agreements for the use of property and provide real estate services necessary to acquire property for CTA operations.

ENGINEERING & CONSTRUCTION

ENGINEERING & CONSTRUCTION

Provide design services and develop capital projects that will rehabilitate CTA's aging infrastructure and extend its useful life at a reasonable cost. Assist outside agencies making transit improvements that benefit CTA.

MAINTENANCE

SYSTEM MAINTENANCE SUPPORT

Provide for the maintenance and repair of all non-revenue vehicles. Provide vehicle and equipment operators in support of all Construction and Maintenance Group activities. Maintain and repair all communication equipment including telephones, radios, public address systems and CCTV security systems. Provide mechanical and electrical technical support and administrator support to the Maintenance Group.

POWER & WAY

Provide appropriate preventative maintenance and repair to maintain the integrity of all structure, track,

MAINTENANCE

signal and power conversion and distribution systems. Complete renewal of all structure, track, signal and power distribution systems in a timely and cost effective manner. Maintain equipment within all applicable government and equipment manufacturer specifications.

RAIL STATION APPEARANCE

Provide clean and safe rail customer facilities. Maintain elevators and escalators at all properties.

FACILITY MAINTENANCE

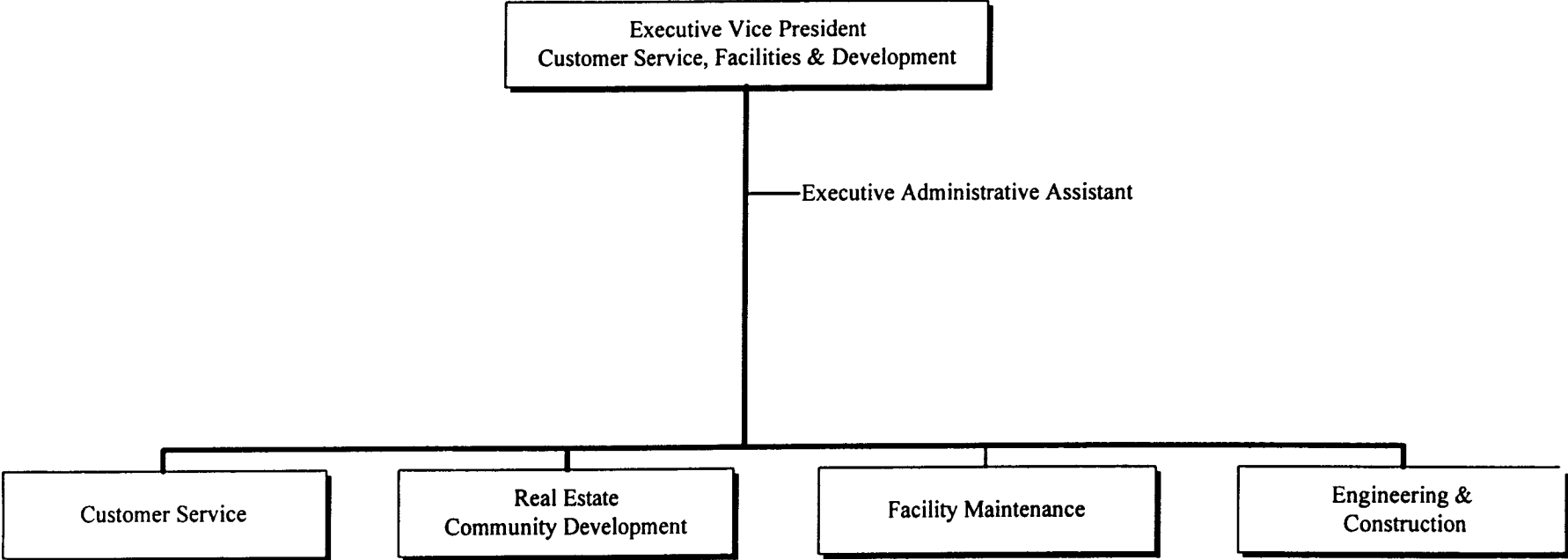
Maintain all CTA facilities. Maintain the water, storm, sewer and pollution control systems and install all signs.

CHICAGO TRANSIT AUTHORITY

2000 BUDGET BY CATEGORY

DIVISION	0503	CUSTOMER SERVICE, FACILITIES AND DEVELOPMENT						
		1997	1998	1999	1999	1999	1999	2000
		Actual	Actual	Budget	Actual 1-5	Forecast 6-12	Total	Budget
<u>POSITIONS</u>								
FULL TIME PERM		1,518	1,447	1,444	1,399	-	1,399	1,451
PART TIME		-	-	-	5	-	5	-
FULL TIME TEMP		63	63	73	113	-	113	71
STO POSITIONS		-	-	-	-	-	-	-
TOTAL POSITIONS		1,581	1,510	1,517	1,517	-	1,517	1,522
<u>HOURS</u>								
OPERATING HOURS		2,474,695	2,567,342	2,449,317	1,218,774	1,453,336	2,672,110	2,521,801
NON-OPERATING HOURS		557,671	557,922	493,581	165,570	392,113	557,683	577,376
TOTAL HOURS		3,032,366	3,125,264	2,942,898	1,384,344	1,845,449	3,229,793	3,099,177
<u>OPERATING EXPENSE</u>								
LABOR		72,262,049	76,220,327	73,999,113	36,980,971	44,153,587	81,134,558	80,345,861
MATERIAL		9,970,377	10,587,403	10,141,086	4,797,821	5,746,431	10,544,252	10,517,317
FUEL - REVENUE EQUIPMENT		-	-	-	-	-	-	-
ELECTRIC POWER - REV EQUIPMENT		23,586,629	20,806,724	21,695,056	5,581,893	11,870,231	17,452,124	20,065,959
PROV FOR INJURIES AND DAMAGES		-	-	-	-	-	-	-
PURCHASE OF SECURITY SERVICES		-	-	-	-	-	-	-
PURCHASE OF PARATRANSIT SVCS		-	-	-	-	-	-	-
UTILITIES		17,483,321	16,680,547	16,579,794	7,361,619	8,299,784	15,661,403	16,280,318
MAINTENANCE & REPAIR		3,588,456	5,854,944	3,913,610	1,744,364	2,729,337	4,473,701	4,922,817
ADVERTISING & PROMOTION		10,747	46,010	80,000	74,634	125,135	199,769	195,406
CONTRACTUAL SERVICES		380,694	1,653,555	279,248	152,100	217,415	369,515	1,133,964
PROV FOR PASSENGER SECURITY		-	-	-	-	-	-	-
LEASES & RENTALS		5,595,732	4,837,666	4,326,409	1,966,415	2,408,584	4,374,999	4,954,240
TRAVEL, TRAINING, SEMINARS & DUES		22,331	60,550	51,686	30,895	153,574	184,469	83,958
WARRANTY AND OTHER CREDITS		-19,853	-27,020	-	-17,580	-	-17,580	-
GENERAL EXPENSES		289,840	247,160	324,576	114,065	196,017	310,082	273,490
TOTAL OPERATING EXPENSE		133,170,323	136,967,866	131,390,578	58,787,197	75,900,095	134,687,292	138,773,330
<u>NON-OPERATING EXPENSE</u>								
LABOR		17,092,016	18,017,927	16,002,297	5,320,494	15,583,847	20,904,341	18,962,376
MATERIAL		1,688,990	1,129,672	2,851,440	972,138	2,285,209	3,257,347	2,851,440
OTHER SERVICES		81,005,313	44,035,367	299,919	20,579,934	12,990,591	33,570,525	32,393,911
TOTAL NON-OPERATING EXPENSE		99,786,319	63,182,966	19,153,656	26,872,566	30,859,647	57,732,213	54,207,727

**CUSTOMER SERVICE, FACILITIES & DEVELOPMENT
EXECUTIVE VICE PRESIDENT**

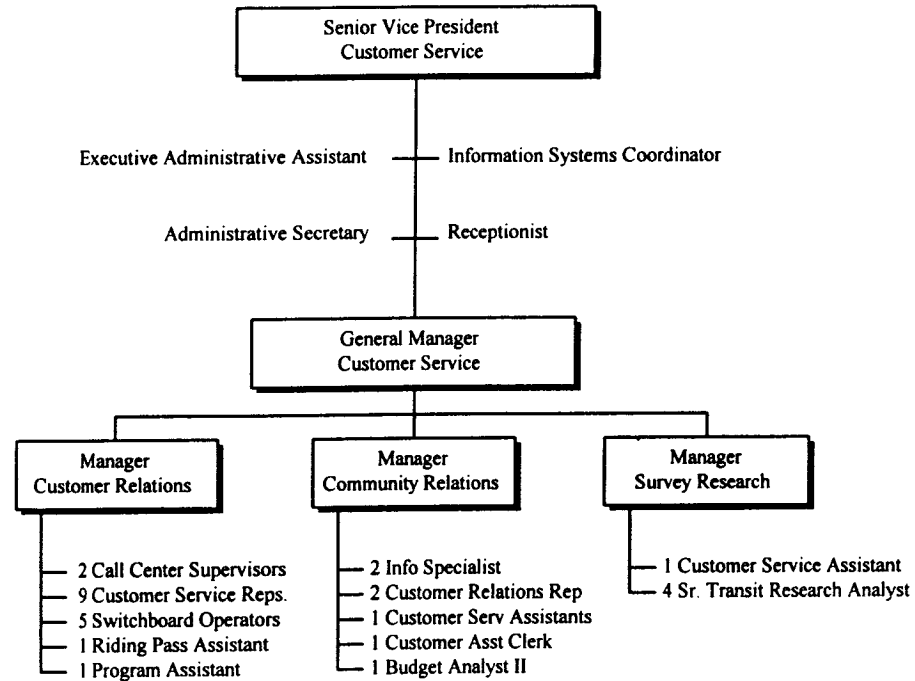


CHICAGO TRANSIT AUTHORITY

2000 BUDGET BY CATEGORY

DEPARTMENT 0504	CUST SVC, FACILITIES & DVLP EVP	ROLLS UP TO DIVISION 0503						
		1997 Actual	1998 Actual	1999 Budget	1999 Actual 1-5	1999 Forcast 6-12	1999 Total	2000 Budget
<u>POSITIONS</u>								
FULL TIME PERM		2	2	3	2	-	2	2
PART TIME		-	-	-	-	-	-	-
FULL TIME TEMP		-	-	-	-	-	-	-
STO POSITIONS		-	-	-	-	-	-	-
TOTAL POSITIONS		2	2	3	2	-	2	2
<u>HOURS</u>								
OPERATING HOURS		4,032	5,016	5,640	1,464	2,093	3,557	3,848
NON-OPERATING HOURS		-	-	-	-	-	-	-
TOTAL HOURS		4,032	5,016	5,640	1,464	2,093	3,557	3,848
<u>OPERATING EXPENSE</u>								
LABOR		192,858	256,836	281,736	86,672	124,764	211,436	236,992
MATERIAL		3,442	7,540	2,517	1,188	1,719	2,907	3,549
FUEL - REVENUE EQUIPMENT		-	-	-	-	-	-	-
ELECTRIC POWER - REV EQUIPMENT		-	-	-	-	-	-	-
PROV FOR INJURIES AND DAMAGES		-	-	-	-	-	-	-
PURCHASE OF SECURITY SERVICES		-	-	-	-	-	-	-
PURCHASE OF PARATRANSIT SVCS		-	-	-	-	-	-	-
UTILITIES		-	-	-	-	-	-	-
MAINTENANCE & REPAIR		-	-	-	-	-	-	-
ADVERTISING & PROMOTION		-	-	-	-	-	-	-
CONTRACTUAL SERVICES		-	-	-	-	-	-	-
PROV FOR PASSENGER SECURITY		-	-	-	-	-	-	-
LEASES & RENTALS		-	-	-	-	-	-	-
TRAVEL, TRAINING, SEMINARS & DUES		616	3,003	9,000	7,324	85,088	92,412	9,003
WARRANTY AND OTHER CREDITS		-	-	-	-	-	-	-
GENERAL EXPENSES		57	-	800	-	-	-	-
TOTAL OPERATING EXPENSE		196,973	267,379	294,053	95,184	211,571	306,755	249,544
<u>NON-OPERATING EXPENSE</u>								
LABOR		-	-	-	-	-	-	-
MATERIAL		-	-	-	-	-	-	-
OTHER SERVICES		-	-	-	-	-	-	-
TOTAL NON-OPERATING EXPENSE		-	-	-	-	-	-	-

CUSTOMER SERVICE, FACILITIES & DEVELOPMENT CUSTOMER SERVICE



39 Total Positions

CHICAGO TRANSIT AUTHORITY

2000 BUDGET BY CATEGORY

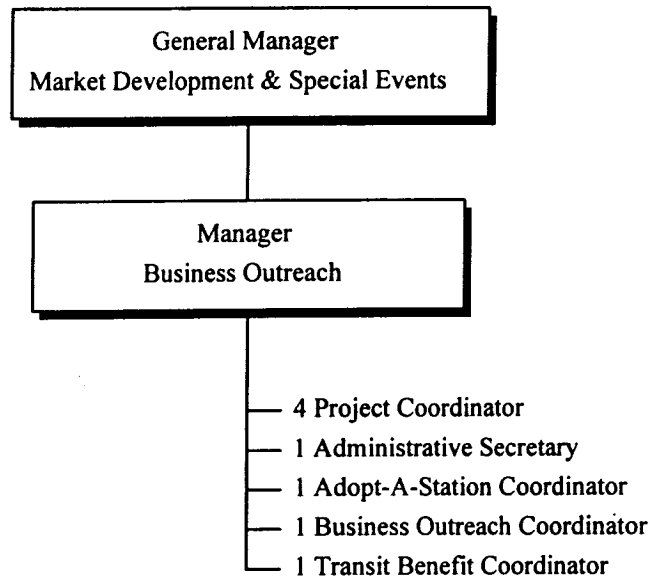
DEPARTMENT 0066 CUSTOMER SERVICE

ROLLS UP TO DIVISION 0503

	1997 Actual	1998 Actual	1999 Budget	1999 Actual 1-5	1999 Forecast 6-12	1999 Total	2000 Budget
<u>POSITIONS</u>							
FULL TIME PERM	14	39	42	38	-	38	39
PART TIME	-	-	-	3	-	3	-
FULL TIME TEMP	-	-	-	2	-	2	-
STO POSITIONS	-	-	-	-	-	-	-
TOTAL POSITIONS	14	39	42	43	-	43	39
<u>HOURS</u>							
OPERATING HOURS	17,312	66,669	72,003	30,068	72,318	102,386	73,136
NON-OPERATING HOURS	-	-	-	-	-	-	-
TOTAL HOURS	17,312	66,669	72,003	30,068	72,318	102,386	73,136
<u>OPERATING EXPENSE</u>							
LABOR	544,668	2,059,251	2,203,227	882,574	1,385,127	2,267,701	2,297,955
MATERIAL	1,006	48,922	20,243	5,919	8,522	14,441	14,103
FUEL - REVENUE EQUIPMENT	-	-	-	-	-	-	-
ELECTRIC POWER - REV EQUIPMENT	-	-	-	-	-	-	-
PROV FOR INJURIES AND DAMAGES	-	-	-	-	-	-	-
PURCHASE OF SECURITY SERVICES	-	-	-	-	-	-	-
PURCHASE OF PARATRANSIT SVCS	-	-	-	-	-	-	-
UTILITIES	-	-	-	-	-	-	-
MAINTENANCE & REPAIR	-	7,045	-	400	366	766	7,045
ADVERTISING & PROMOTION	-	27,024	-	9,815	33,217	43,032	67,024
CONTRACTUAL SERVICES	5,579	53,586	36,000	11,492	32,913	44,405	53,586
PROV FOR PASSENGER SECURITY	-	-	-	-	-	-	-
LEASES & RENTALS	-	-	-	-	-	-	-
TRAVEL, TRAINING, SEMINARS & DUES	1,119	27,694	14,040	7,024	36,911	43,935	26,095
WARRANTY AND OTHER CREDITS	-	-	-	-	-	-	-
GENERAL EXPENSES	1,035	25,940	6,200	10,015	53,637	63,652	25,940
TOTAL OPERATING EXPENSE	553,407	2,249,462	2,279,710	927,239	1,550,693	2,477,932	2,491,748
<u>NON-OPERATING EXPENSE</u>							
LABOR	-	-	-	-	-	-	-
MATERIAL	-	-	-	-	-	-	-
OTHER SERVICES	-	1,199	-	-	1,199	1,199	-
TOTAL NON-OPERATING EXPENSE	-	1,199	-	-	1,199	1,199	-

CUSTOMER SERVICE, FACILITIES & DEVELOPMENT

MARKET DEVELOPMENT



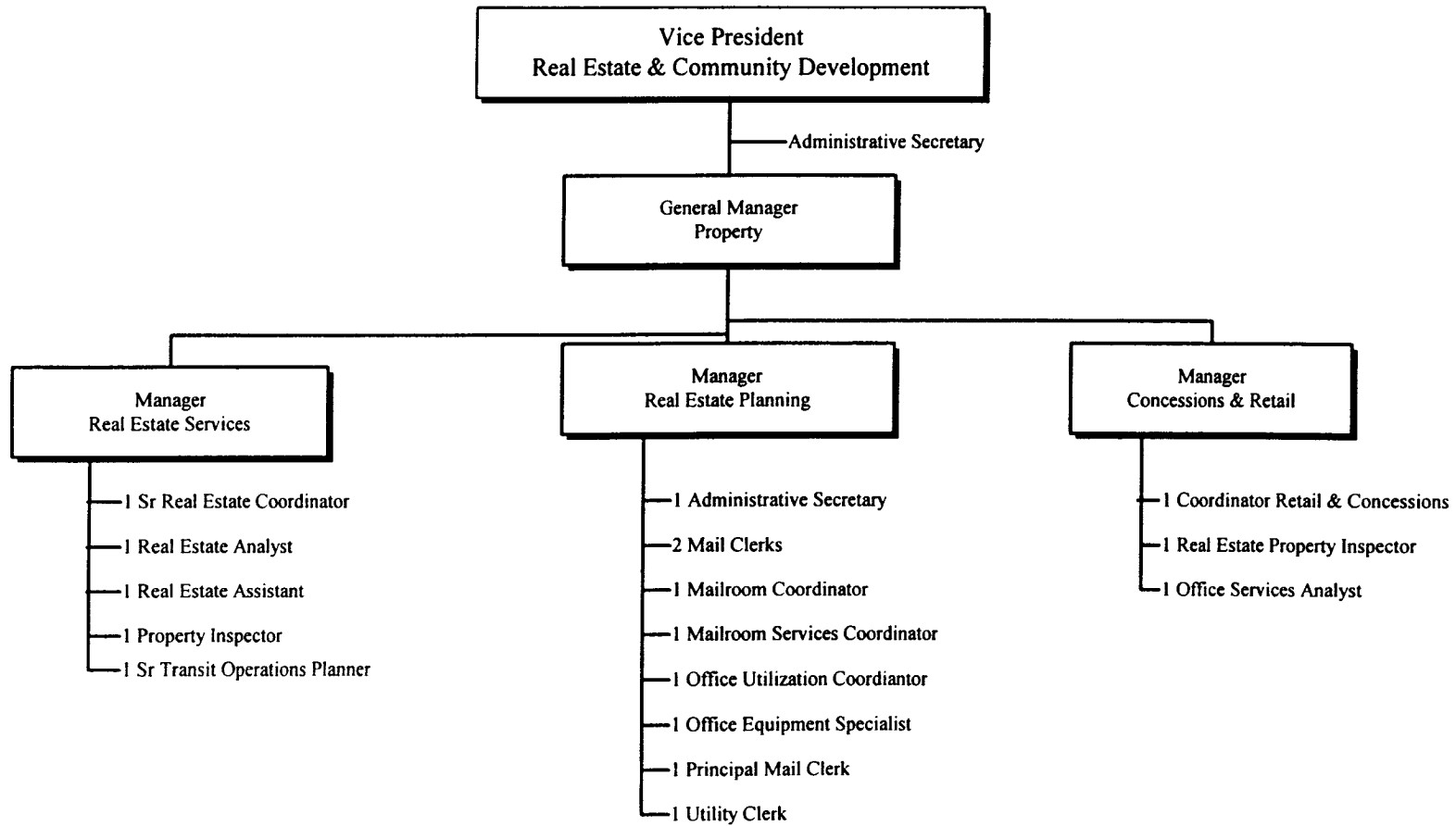
10 Total Positions

CHICAGO TRANSIT AUTHORITY

2000 BUDGET BY CATEGORY

DEPARTMENT 0064	MARKET DEVELOPMENT/SPECIAL EVENTS	ROLLS UP TO DIVISION 0503					
		1997 Actual	1998 Actual	1999 Budget	1999 Actual 1-5	1999 Forecast 6-12	1999 Total
<u>POSITIONS</u>							
FULL TIME PERM	-	5	5	10	-	10	10
PART TIME	-	-	-	1	-	1	-
FULL TIME TEMP	-	-	-	-	-	-	-
STO POSITIONS	-	-	-	-	-	-	-
TOTAL POSITIONS	-	5	5	11	-	11	10
<u>HOURS</u>							
OPERATING HOURS	-	6,125	15,122	6,009	30,672	36,681	19,000
NON-OPERATING HOURS	-	-	-	-	-	-	-
TOTAL HOURS	-	6,125	15,122	6,009	30,672	36,681	19,000
<u>OPERATING EXPENSE</u>							
LABOR	-	178,614	507,397	193,429	793,766	987,195	672,789
MATERIAL	-	1,463	3,441	3,241	4,664	7,905	7,984
FUEL - REVENUE EQUIPMENT	-	-	-	-	-	-	-
ELECTRIC POWER - REV EQUIPMENT	-	-	-	-	-	-	-
PROV FOR INJURIES AND DAMAGES	-	-	-	-	-	-	-
PURCHASE OF SECURITY SERVICES	-	-	-	-	-	-	-
PURCHASE OF PARATRANSIT SVCS	-	-	-	-	-	-	-
UTILITIES	-	-	-	-	-	-	-
MAINTENANCE & REPAIR	-	-	1,000	-	-	-	-
ADVERTISING & PROMOTION	-	3,446	70,000	59,932	83,904	143,836	113,446
CONTRACTUAL SERVICES	-	11	1,000	936	1,310	2,246	650,011
PROV FOR PASSENGER SECURITY	-	-	-	-	-	-	-
LEASES & RENTALS	-	-	-	-	-	-	-
TRAVEL, TRAINING, SEMINARS & DUES	-	1,374	3,250	160	-	160	1,374
WARRANTY AND OTHER CREDITS	-	-	-	-	-	-	-
GENERAL EXPENSES	-	33	350	72	-	72	33
TOTAL OPERATING EXPENSE	-	184,941	586,438	257,770	883,644	1,141,414	1,445,637
<u>NON-OPERATING EXPENSE</u>							
LABOR	-	-	-	-	-	-	-
MATERIAL	-	-	-	-	-	-	-
OTHER SERVICES	-	-	-	-	-	-	-
TOTAL NON-OPERATING EXPENSE	-	-	-	-	-	-	-

CUSTOMER SERVICE, FACILITIES & DEVELOPMENT REAL ESTATE & COMMUNITY DEVELOPMENT



23 Positions

CHICAGO TRANSIT AUTHORITY

2000 BUDGET BY CATEGORY

DEPARTMENT 0094 REAL ESTATE & COMM DEVL	ROLLS UP TO DIVISION 0503						1999 Total	2000 Budget
	1997 Actual	1998 Actual	1999 Budget	1999 Actual 1-5	1999 Forecast 6-12	1999 Total		
<u>POSITIONS</u>								
FULL TIME PERM	32	23	22	18	-	18	23	
PART TIME	-	-	-	1	-	1	-	
FULL TIME TEMP	-	-	-	-	-	-	-	
STO POSITIONS	-	-	-	-	-	-	-	
TOTAL POSITIONS	32	23	22	19	-	19	23	
<u>HOURS</u>								
OPERATING HOURS	53,855	45,637	40,162	17,226	22,816	40,042	42,872	
NON-OPERATING HOURS	-	-	-	-	-	-	-	
TOTAL HOURS	53,855	45,637	40,162	17,226	22,816	40,042	42,872	
<u>OPERATING EXPENSE</u>								
LABOR	1,527,593	1,338,701	1,345,072	571,394	745,038	1,316,432	1,477,349	
MATERIAL	-9,475	11,779	16,718	14,043	20,326	34,369	41,002	
FUEL - REVENUE EQUIPMENT	-	-	-	-	-	-	-	
ELECTRIC POWER - REV EQUIPMENT	-	-	-	-	-	-	-	
PROV FOR INJURIES AND DAMAGES	-	-	-	-	-	-	-	
PURCHASE OF SECURITY SERVICES	-	-	-	-	-	-	-	
PURCHASE OF PARATRANSIT SVCS	-	-	-	-	-	-	-	
UTILITIES	3,406,663	4,097,581	346,461	-22,137	421,003	398,866	370,000	
MAINTENANCE & REPAIR	728,571	695,870	892,035	379,938	540,973	920,911	853,740	
ADVERTISING & PROMOTION	1,495	547	498	-	547	547	-	
CONTRACTUAL SERVICES	366,686	1,553,791	193,658	119,453	136,218	255,671	381,825	
PROV FOR PASSENGER SECURITY	-	-	-	-	-	-	-	
LEASES & RENTALS	5,221,077	4,422,136	4,251,668	1,808,436	2,000,718	3,809,154	4,683,587	
TRAVEL, TRAINING, SEMINARS & DUES	207	1,193	1,503	1,069	2,690	3,759	1,193	
WARRANTY AND OTHER CREDITS	-5	-	-	-	-	-	-	
GENERAL EXPENSES	10,151	3,347	4,321	2,732	6,268	9,000	5,733	
TOTAL OPERATING EXPENSE	11,252,963	12,124,945	7,051,934	2,874,928	3,873,781	6,748,709	7,814,429	
<u>NON-OPERATING EXPENSE</u>								
LABOR	-	-	-	-	-	-	-	
MATERIAL	-	-	-	-	-	-	-	
OTHER SERVICES	510,146	161,947	-	651,595	-426,118	225,477	1,576,240	
TOTAL NON-OPERATING EXPENSE	510,146	161,947	-	651,595	-426,118	225,477	1,576,240	



REBUILDING

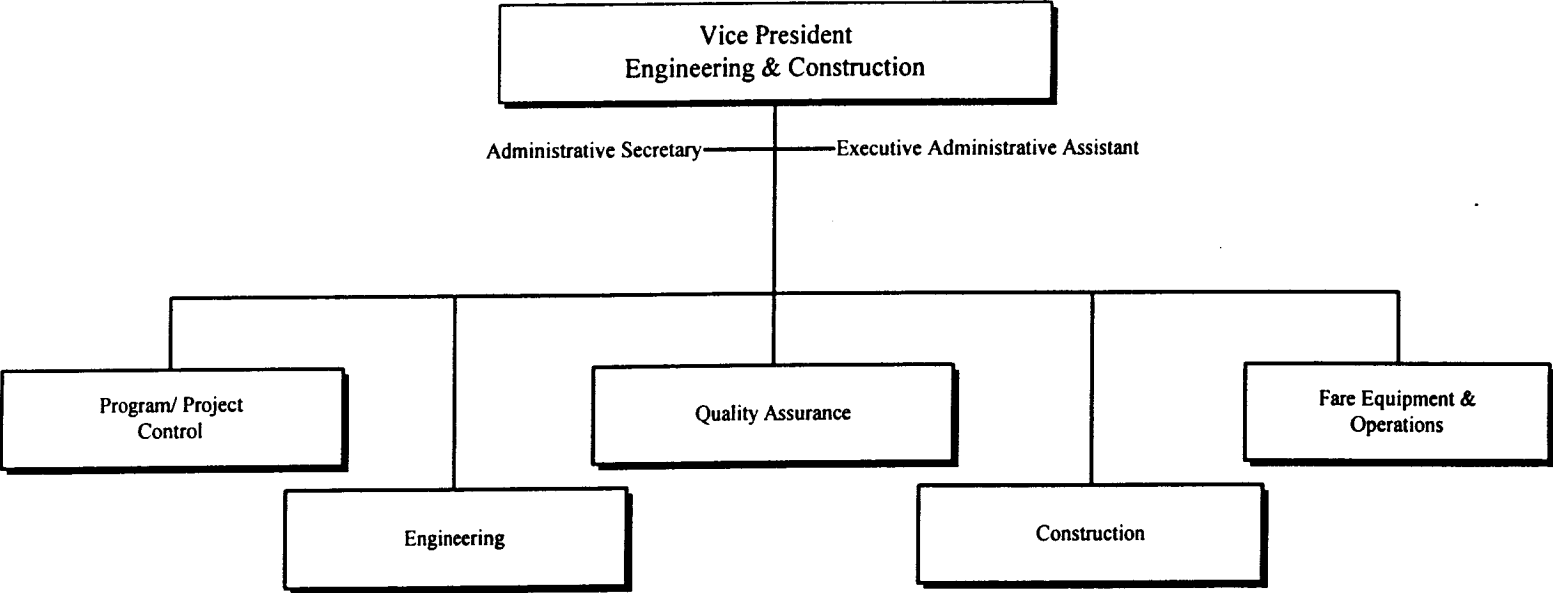
We will deliver on-time,
clean,
safe,
and friendly service.

CHICAGO TRANSIT AUTHORITY

2000 BUDGET BY CATEGORY

SECTOR	0940	ENGINEERING AND CONSTRUCTION	ROLLS UP TO DIVISION 0503					2000 Budget	
			1997 Actual	1998 Actual	1999 Budget	1999 Actual 1-5	1999 Forecast 6-12		1999 Total
<u>POSITIONS</u>									
FULL TIME PERM			106	99	98	87	-	87	99
PART TIME			-	-	-	-	-	-	-
FULL TIME TEMP			-	-	-	3	-	3	-
STO POSITIONS			-	-	-	-	-	-	-
TOTAL POSITIONS			106	99	98	90	-	90	99
<u>HOURS</u>									
OPERATING HOURS			85,270	100,810	88,579	51,924	57,015	108,939	89,575
NON-OPERATING HOURS			106,798	75,167	95,177	19,235	42,577	61,812	95,362
TOTAL HOURS			192,068	175,977	183,756	71,159	99,592	170,751	184,937
<u>OPERATING EXPENSE</u>									
LABOR			3,002,706	3,643,309	3,148,006	1,901,490	1,725,980	3,627,470	3,411,030
MATERIAL			56,846	88,017	49,177	26,408	40,404	66,812	67,116
FUEL - REVENUE EQUIPMENT			-	-	-	-	-	-	-
ELECTRIC POWER - REV EQUIPMENT			-	-	-	-	-	-	-
PROV FOR INJURIES AND DAMAGES			-	-	-	-	-	-	-
PURCHASE OF SECURITY SERVICES			-	-	-	-	-	-	-
PURCHASE OF PARATRANSIT SVCS			-	-	-	-	-	-	-
UTILITIES			-	-	-	-	-	-	-
MAINTENANCE & REPAIR			7,326	510,422	16,028	-347,645	8,000	-339,645	19,709
ADVERTISING & PROMOTION			8,982	14,921	9,502	3,190	5,073	8,263	14,921
CONTRACTUAL SERVICES			-34,208	12,591	20,535	3,520	20,051	23,571	12,572
PROV FOR PASSENGER SECURITY			-	-	-	-	-	-	-
LEASES & RENTALS			-	-	-	10,215	14,301	24,516	-
TRAVEL, TRAINING, SEMINARS & DUES			8,614	13,727	12,114	9,061	11,861	20,922	34,671
WARRANTY AND OTHER CREDITS			-19,848	-27,020	-	-17,570	-	-17,570	-
GENERAL EXPENSES			17,433	18,058	34,388	27,265	19,668	46,933	25,770
TOTAL OPERATING EXPENSE			3,047,851	4,274,025	3,289,750	1,615,934	1,845,338	3,461,272	3,585,789
<u>NON-OPERATING EXPENSE</u>									
LABOR			3,396,398	2,510,147	3,424,851	633,078	1,537,692	2,170,770	3,577,128
MATERIAL			1,199	21,819	-	659	21,591	22,250	-
OTHER SERVICES			75,993,373	39,611,306	-	17,894,268	1,290,708	19,184,976	30,517,752
TOTAL NON-OPERATING EXPENSE			79,390,970	42,143,272	3,424,851	18,528,005	2,849,991	21,377,996	34,094,880

**CUSTOMER SERVICE, FACILITIES & DEVELOPMENT
ENGINEERING & CONSTRUCTION
ENGINEERING & CONSTRUCTION VICE PRESIDENT**



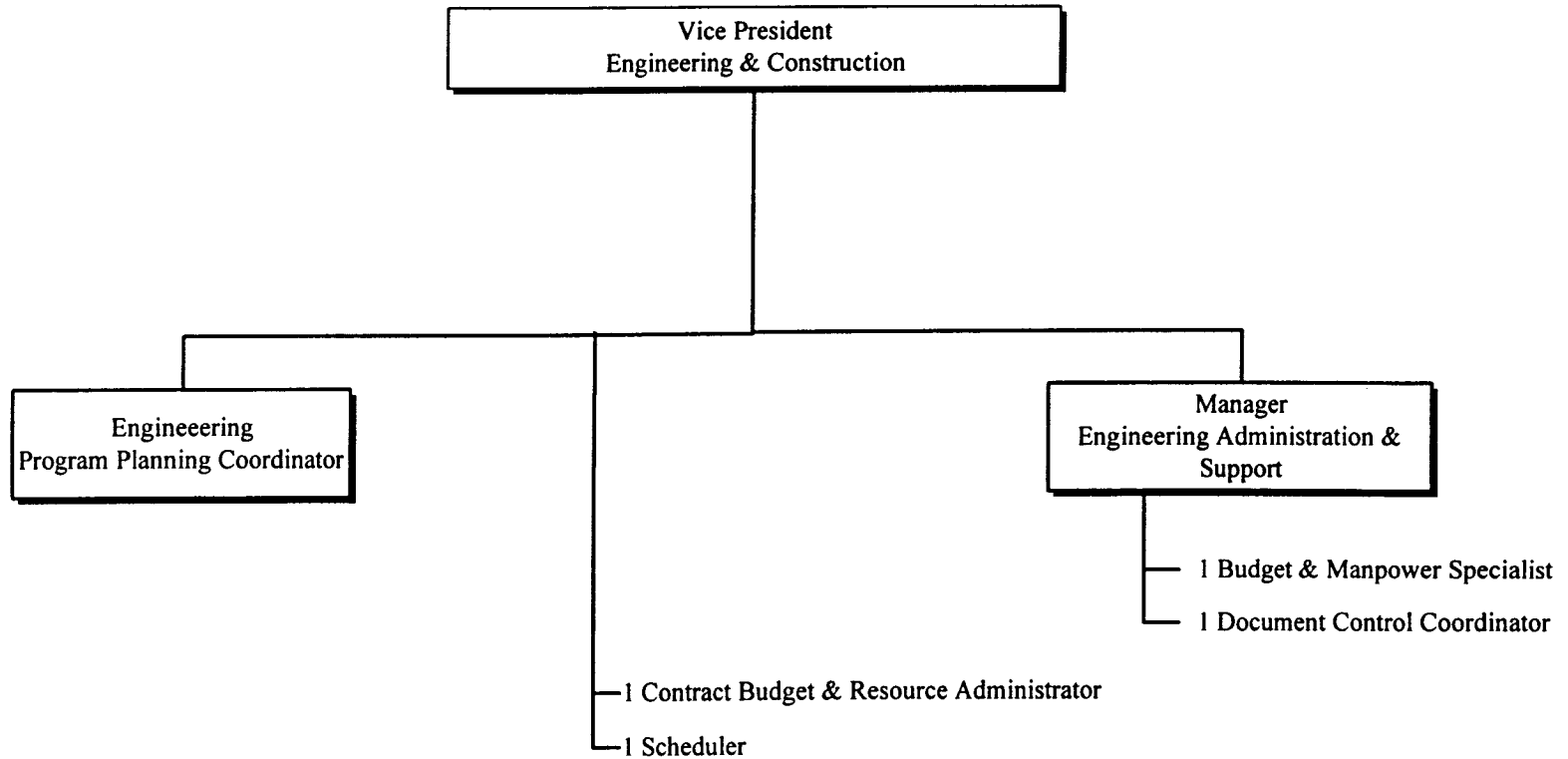
3 Positions

CHICAGO TRANSIT AUTHORITY

2000 BUDGET BY CATEGORY

DEPARTMENT 0941	ENGINEERING & CONSTRUCTION VP		ROLLS UP TO DIVISION 0503					
	1997	1998	1999	1999	1999	1999	2000	
	Actual	Actual	Budget	Actual 1-5	Forecast 6-12	Total	Budget	
<u>POSITIONS</u>								
FULL TIME PERM	3	3	3	3	-	3	3	3
PART TIME	-	-	-	-	-	-	-	-
FULL TIME TEMP	-	-	-	-	-	-	-	-
STO POSITIONS	-	-	-	-	-	-	-	-
TOTAL POSITIONS	3	3	3	3	-	3	3	3
<u>HOURS</u>								
OPERATING HOURS	5,588	5,600	5,478	2,307	3,357	5,664	5,512	5,512
NON-OPERATING HOURS	-	-	-	-	-	-	-	-
TOTAL HOURS	5,588	5,600	5,478	2,307	3,357	5,664	5,512	5,512
<u>OPERATING EXPENSE</u>								
LABOR	190,524	199,259	202,997	83,583	122,742	206,325	205,985	205,985
MATERIAL	259	60	95	94	136	230	6,612	6,612
FUEL - REVENUE EQUIPMENT	-	-	-	-	-	-	-	-
ELECTRIC POWER - REV EQUIPMENT	-	-	-	-	-	-	-	-
PROV FOR INJURIES AND DAMAGES	-	-	-	-	-	-	-	-
PURCHASE OF SECURITY SERVICES	-	-	-	-	-	-	-	-
PURCHASE OF PARATRANSIT SVCS	-	-	-	-	-	-	-	-
UTILITIES	-	-	-	-	-	-	-	-
MAINTENANCE & REPAIR	-	-	-	-	-	-	-	-
ADVERTISING & PROMOTION	-	-	-	-	-	-	-	-
CONTRACTUAL SERVICES	-	-	-	3,340	-	3,340	-	-
PROV FOR PASSENGER SECURITY	-	-	-	-	-	-	-	-
LEASES & RENTALS	-	-	-	10,215	14,301	24,516	-	-
TRAVEL, TRAINING, SEMINARS & DUES	634	4,096	3,000	155	3,089	3,244	4,096	4,096
WARRANTY AND OTHER CREDITS	-	-	-	-	-	-	-	-
GENERAL EXPENSES	20	-	101	3,722	-	3,722	1,000	1,000
TOTAL OPERATING EXPENSE	191,437	203,415	206,193	101,109	140,268	241,377	217,693	217,693
<u>NON-OPERATING EXPENSE</u>								
LABOR	-	-	-	-	-	-	-	-
MATERIAL	-	-	-	-	-	-	-	-
OTHER SERVICES	23,469	-	-	-	-	-	-	-
TOTAL NON-OPERATING EXPENSE	23,469	-	-	-	-	-	-	-

**CUSTOMER SERVICE, FACILITIES & DEVELOPMENT
ENGINEERING & CONSTRUCTION
PROGRAMS/PROJECT CONTROLS**



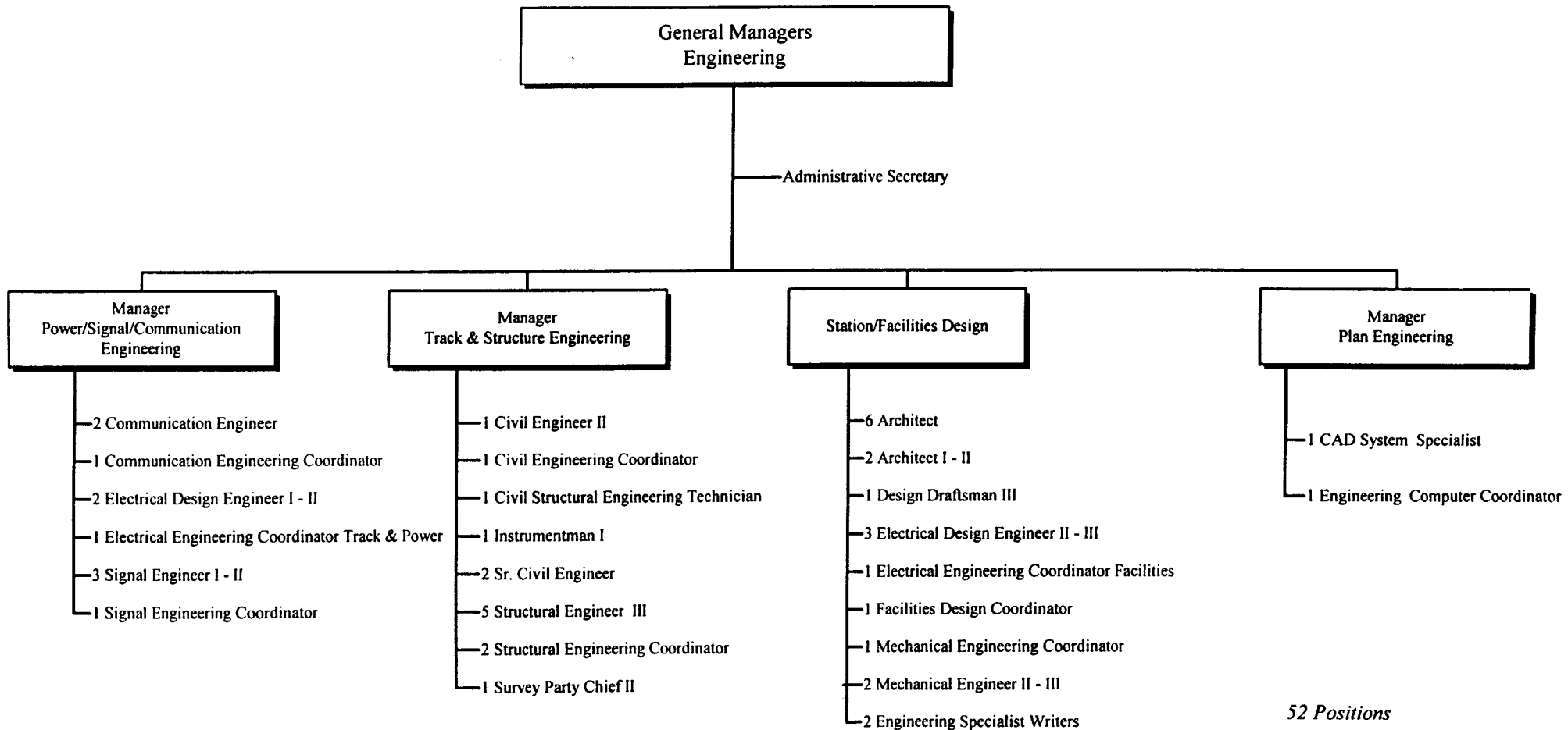
7 Positions

CHICAGO TRANSIT AUTHORITY

2000 BUDGET BY CATEGORY

DEPARTMENT 0512	PROGRAMS & PROJECT CONTROL			ROLLS UP TO DIVISION 0503				
	1997	1998	1999	1999	1999	1999	2000	
	Actual	Actual	Budget	Actual 1-5	Forecast 6-12	Total	Budget	
<u>POSITIONS</u>								
FULL TIME PERM	10	8	7	6	-	6	7	
PART TIME	-	-	-	-	-	-	-	
FULL TIME TEMP	-	-	-	-	-	-	-	
STO POSITIONS	-	-	-	-	-	-	-	
TOTAL POSITIONS	10	8	7	6	-	6	7	
<u>HOURS</u>								
OPERATING HOURS	12,063	11,601	7,503	4,956	3,465	8,421	6,355	
NON-OPERATING HOURS	6,843	1,549	7,764	546	2,267	2,813	6,613	
TOTAL HOURS	18,906	13,150	15,267	5,502	5,732	11,234	12,968	
<u>OPERATING EXPENSE</u>								
LABOR	358,563	343,427	207,816	147,554	105,098	252,652	214,326	
MATERIAL	3,903	3,458	2,520	4,786	7,523	12,309	10,652	
FUEL - REVENUE EQUIPMENT	-	-	-	-	-	-	-	
ELECTRIC POWER - REV EQUIPMENT	-	-	-	-	-	-	-	
PROV FOR INJURIES AND DAMAGES	-	-	-	-	-	-	-	
PURCHASE OF SECURITY SERVICES	-	-	-	-	-	-	-	
PURCHASE OF PARATRANSIT SVCS	-	-	-	-	-	-	-	
UTILITIES	-	-	-	-	-	-	-	
MAINTENANCE & REPAIR	-	-	-	-	-	-	-	
ADVERTISING & PROMOTION	-	-	-	-	-	-	-	
CONTRACTUAL SERVICES	-	19	-	-	-	-	-	
PROV FOR PASSENGER SECURITY	-	-	-	-	-	-	-	
LEASES & RENTALS	-	-	-	-	-	-	-	
TRAVEL, TRAINING, SEMINARS & DUES	643	440	434	320	-	320	440	
WARRANTY AND OTHER CREDITS	-	-	-	-	-	-	-	
GENERAL EXPENSES	227	7	100	39	-	39	-	
TOTAL OPERATING EXPENSE	363,336	347,351	210,870	152,699	112,621	265,320	225,418	
<u>NON-OPERATING EXPENSE</u>								
LABOR	174,285	43,160	225,497	14,272	146,625	160,897	200,608	
MATERIAL	-	-	-	-	-	-	-	
OTHER SERVICES	-	-	-	-	-	-	-	
TOTAL NON-OPERATING EXPENSE	174,285	43,160	225,497	14,272	146,625	160,897	200,608	

CUSTOMER SERVICE, FACILITIES & DEVELOPMENT ENGINEERING & CONSTRUCTION ENGINEERING




CHICAGO TRANSIT AUTHORITY
2000 BUDGET BY CATEGORY

DEPARTMENT 0520 ENGINEERING

ROLLS UP TO DIVISION 0503

	1997 Actual	1998 Actual	1999 Budget	1999 Actual 1-5	1999 Forecast 6-12	1999 Total	2000 Budget
<u>POSITIONS</u>							
FULL TIME PERM	56	52	52	46	-	46	52
PART TIME	-	-	-	-	-	-	-
FULL TIME TEMP	-	-	-	3	-	3	-
STO POSITIONS	-	-	-	-	-	-	-
TOTAL POSITIONS	56	52	52	49	-	49	52
<u>HOURS</u>							
OPERATING HOURS	32,138	53,119	36,524	27,490	25,530	53,020	36,484
NON-OPERATING HOURS	68,543	41,290	60,008	10,175	33,338	43,513	60,844
TOTAL HOURS	100,681	94,409	96,532	37,665	58,868	96,533	97,328
<u>OPERATING EXPENSE</u>							
LABOR	1,248,388	2,021,501	1,386,997	1,049,940	586,086	1,636,026	1,545,611
MATERIAL	38,734	79,860	38,503	16,362	21,478	37,840	34,967
FUEL - REVENUE EQUIPMENT	-	-	-	-	-	-	-
ELECTRIC POWER - REV EQUIPMENT	-	-	-	-	-	-	-
PROV FOR INJURIES AND DAMAGES	-	-	-	-	-	-	-
PURCHASE OF SECURITY SERVICES	-	-	-	-	-	-	-
PURCHASE OF PARATRANSIT SVCS	-	-	-	-	-	-	-
UTILITIES	-	-	-	-	-	-	-
MAINTENANCE & REPAIR	3,436	502,310	8,000	-500,000	8,000	-492,000	2,310
ADVERTISING & PROMOTION	-	-	-	-	-	-	-
CONTRACTUAL SERVICES	-25,412	12,418	20,453	166	20,051	20,217	12,418
PROV FOR PASSENGER SECURITY	-	-	-	-	-	-	-
LEASES & RENTALS	-	-	-	-	-	-	-
TRAVEL, TRAINING, SEMINARS & DUES	6,044	5,271	6,449	6,907	5,807	12,714	18,812
WARRANTY AND OTHER CREDITS	-	-	-	-	-	-	-
GENERAL EXPENSES	3,167	677	2,951	3,020	597	3,617	5,396
TOTAL OPERATING EXPENSE	1,274,357	2,622,037	1,463,353	576,395	642,019	1,218,414	1,619,514
<u>NON-OPERATING EXPENSE</u>							
LABOR	2,285,868	1,482,047	2,277,716	371,845	965,979	1,337,824	2,388,341
MATERIAL	1,199	21,819	-	659	21,591	22,250	-
OTHER SERVICES	75,697,720	39,344,207	-	17,684,938	1,288,042	18,972,980	30,517,752
TOTAL NON-OPERATING EXPENSE	77,984,787	40,848,073	2,277,716	18,057,442	2,275,612	20,333,054	32,906,093

**CUSTOMER SERVICE, FACILITIES & DEVELOPMENT
ENGINEERING & CONSTRUCTION
QUALITY ASSURANCE**



4 Positions

CHICAGO TRANSIT AUTHORITY

2000 BUDGET BY CATEGORY

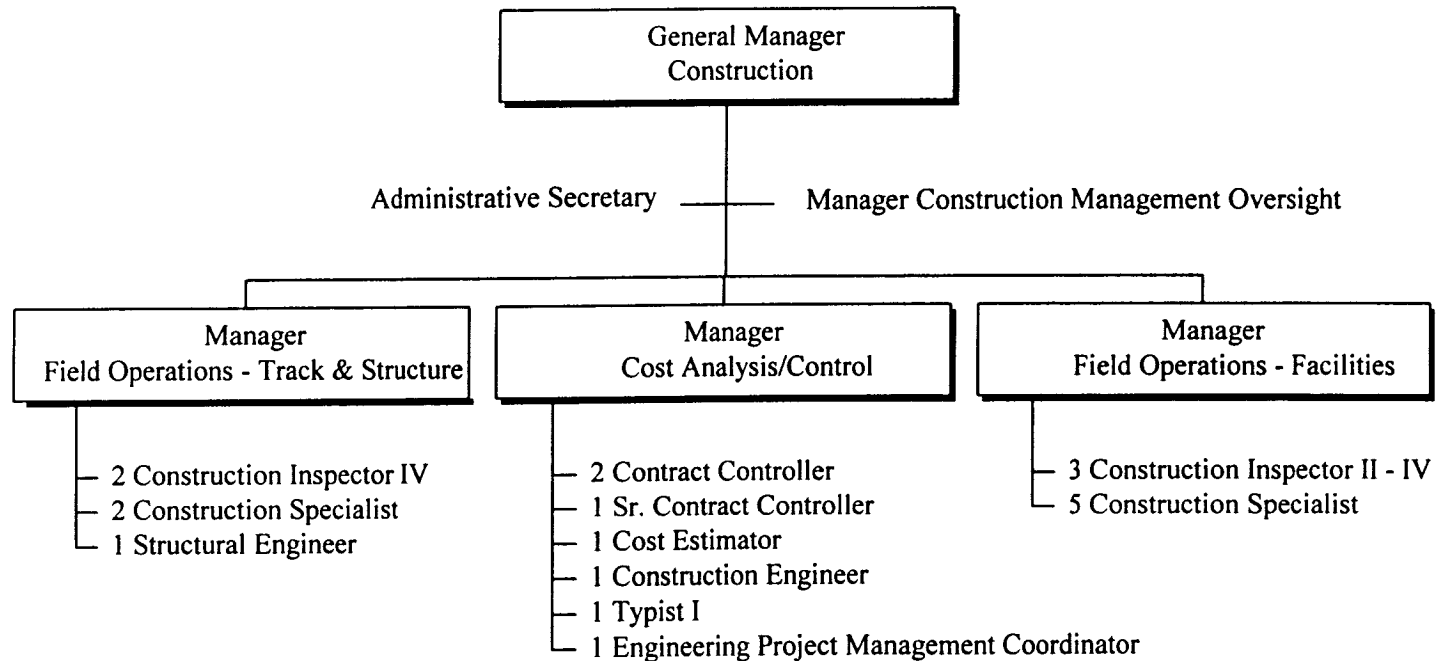
DEPARTMENT 0945

QUALITY ASSURANCE

ROLLS UP TO DIVISION 0503

	1997 Actual	1998 Actual	1999 Budget	1999 Actual 1-5	1999 Forecast 6-12	1999 Total	2000 Budget
<u>POSITIONS</u>							
FULL TIME PERM	5	4	4	3	-	3	4
PART TIME	-	-	-	-	-	-	-
FULL TIME TEMP	-	-	-	-	-	-	-
STO POSITIONS	-	-	-	-	-	-	-
TOTAL POSITIONS	5	4	4	3	-	3	4
<u>HOURS</u>							
OPERATING HOURS	3,714	2,016	2,000	866	1,305	2,171	2,067
NON-OPERATING HOURS	4,173	5,424	5,400	1,668	568	2,236	5,589
TOTAL HOURS	7,887	7,440	7,400	2,534	1,873	4,407	7,656
<u>OPERATING EXPENSE</u>							
LABOR	143,376	93,298	72,952	40,045	62,555	102,600	77,367
MATERIAL	1,615	-	262	-	-	-	-
FUEL - REVENUE EQUIPMENT	-	-	-	-	-	-	-
ELECTRIC POWER - REV EQUIPMENT	-	-	-	-	-	-	-
PROV FOR INJURIES AND DAMAGES	-	-	-	-	-	-	-
PURCHASE OF SECURITY SERVICES	-	-	-	-	-	-	-
PURCHASE OF PARATRANSIT SVCS	-	-	-	-	-	-	-
UTILITIES	-	-	-	-	-	-	-
MAINTENANCE & REPAIR	-	-	-	-	-	-	-
ADVERTISING & PROMOTION	-	-	-	-	-	-	-
CONTRACTUAL SERVICES	-	-	-	-	-	-	-
PROV FOR PASSENGER SECURITY	-	-	-	-	-	-	-
LEASES & RENTALS	-	-	-	-	-	-	-
TRAVEL, TRAINING, SEMINARS & DUES	338	1,988	909	-	1,058	1,058	1,988
WARRANTY AND OTHER CREDITS	-	-	-	-	-	-	-
GENERAL EXPENSES	486	-	300	-	-	-	-
TOTAL OPERATING EXPENSE	145,815	95,286	74,423	40,045	63,613	103,658	79,355
<u>NON-OPERATING EXPENSE</u>							
LABOR	128,384	169,242	196,956	52,534	107,707	160,241	207,489
MATERIAL	-	-	-	-	-	-	-
OTHER SERVICES	25,995	-	-	1,904	2,666	4,570	-
TOTAL NON-OPERATING EXPENSE	154,379	169,242	196,956	54,438	110,373	164,811	207,489

**CUSTOMER SERVICE, FACILITIES & DEVELOPMENT
ENGINEERING & CONSTRUCTION
CONSTRUCTION**



26 Total Positions

CHICAGO TRANSIT AUTHORITY

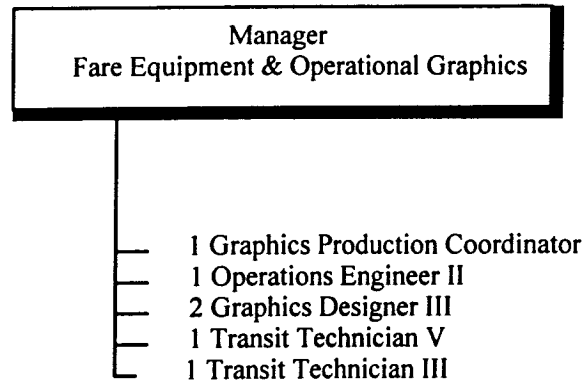
2000 BUDGET BY CATEGORY

DEPARTMENT 0963 CONSTRUCTION

ROLLS UP TO DIVISION 0503

	1997 Actual	1998 Actual	1999 Budget	1999 Actual 1-5	1999 Forecast 6-12	1999 Total	2000 Budget
<u>POSITIONS</u>							
FULL TIME PERM	25	25	25	22	-	22	26
PART TIME	-	-	-	-	-	-	-
FULL TIME TEMP	-	-	-	-	-	-	-
STO POSITIONS	-	-	-	-	-	-	-
TOTAL POSITIONS	25	25	25	22	-	22	26
<u>HOURS</u>							
OPERATING HOURS	20,246	16,631	24,314	10,975	15,742	26,717	26,189
NON-OPERATING HOURS	27,210	26,904	22,005	6,846	6,404	13,250	22,316
TOTAL HOURS	47,456	43,535	46,319	17,821	22,146	39,967	48,505
<u>OPERATING EXPENSE</u>							
LABOR	718,848	605,072	853,075	412,670	605,867	1,018,537	943,545
MATERIAL	5,415	377	5,503	839	4,981	5,820	2,464
FUEL - REVENUE EQUIPMENT	-	-	-	-	-	-	-
ELECTRIC POWER - REV EQUIPMENT	-	-	-	-	-	-	-
PROV FOR INJURIES AND DAMAGES	-	-	-	-	-	-	-
PURCHASE OF SECURITY SERVICES	-	-	-	-	-	-	-
PURCHASE OF PARATRANSIT SVCS	-	-	-	-	-	-	-
UTILITIES	-	-	-	-	-	-	-
MAINTENANCE & REPAIR	-	7,399	-	147,985	-	147,985	7,399
ADVERTISING & PROMOTION	-	-	-	-	-	-	-
CONTRACTUAL SERVICES	-9,042	-	-	-	-	-	-
PROV FOR PASSENGER SECURITY	-	-	-	-	-	-	-
LEASES & RENTALS	-	-	-	-	-	-	-
TRAVEL, TRAINING, SEMINARS & DUES	820	180	322	390	-	390	3,000
WARRANTY AND OTHER CREDITS	-19,848	-27,020	-	-17,570	-	-17,570	-
GENERAL EXPENSES	711	14,573	30,905	13,178	18,941	32,119	16,573
TOTAL OPERATING EXPENSE	696,904	600,581	889,805	557,492	629,789	1,187,281	972,981
<u>NON-OPERATING EXPENSE</u>							
LABOR	802,291	815,698	724,682	194,427	317,381	511,808	780,690
MATERIAL	-	-	-	-	-	-	-
OTHER SERVICES	235,928	267,099	-	207,426	-	207,426	-
TOTAL NON-OPERATING EXPENSE	1,038,219	1,082,797	724,682	401,853	317,381	719,234	780,690

**CUSTOMER SERVICE, FACILITIES & DEVELOPMENT
FARE EQUIPMENT & OPERATIONAL GRAPHICS**



7 Total Positions

CHICAGO TRANSIT AUTHORITY

2000 BUDGET BY CATEGORY

DEPARTMENT 0989	FARE EQUIPMENT & OPERATIONS GR	ROLLS UP TO DIVISION 0503					1999 Total	2000 Budget
		1997 Actual	1998 Actual	1999 Budget	1999 Actual 1-5	1999 Forecast 6-12		
POSITIONS								
FULL TIME PERM		7	7	7	7	-	7	7
PART TIME		-	-	-	-	-	-	-
FULL TIME TEMP		-	-	-	-	-	-	-
STO POSITIONS		-	-	-	-	-	-	-
TOTAL POSITIONS		7	7	7	7	-	7	7
HOURS								
OPERATING HOURS		11,521	11,843	12,760	5,330	7,616	12,946	12,968
NON-OPERATING HOURS		29	-	-	-	-	-	-
TOTAL HOURS		11,550	11,843	12,760	5,330	7,616	12,946	12,968
OPERATING EXPENSE								
LABOR		343,007	380,752	424,169	167,698	243,632	411,330	424,196
MATERIAL		6,920	4,262	2,294	4,327	6,286	10,613	12,421
FUEL - REVENUE EQUIPMENT		-	-	-	-	-	-	-
ELECTRIC POWER - REV EQUIPMENT		-	-	-	-	-	-	-
PROV FOR INJURIES AND DAMAGES		-	-	-	-	-	-	-
PURCHASE OF SECURITY SERVICES		-	-	-	-	-	-	-
PURCHASE OF PARATRANSIT SVCS		-	-	-	-	-	-	-
UTILITIES		-	-	-	-	-	-	-
MAINTENANCE & REPAIR		3,890	713	8,028	4,370	-	4,370	10,000
ADVERTISING & PROMOTION		8,982	14,921	9,502	3,190	5,073	8,263	14,921
CONTRACTUAL SERVICES		246	154	82	14	-	14	154
PROV FOR PASSENGER SECURITY		-	-	-	-	-	-	-
LEASES & RENTALS		-	-	-	-	-	-	-
TRAVEL, TRAINING, SEMINARS & DUES		135	1,752	1,000	1,289	1,907	3,196	6,335
WARRANTY AND OTHER CREDITS		-	-	-	-	-	-	-
GENERAL EXPENSES		12,822	2,801	31	7,306	130	7,436	2,801
TOTAL OPERATING EXPENSE		376,002	405,355	445,106	188,194	257,028	445,222	470,828
NON-OPERATING EXPENSE								
LABOR		5,570	-	-	-	-	-	-
MATERIAL		-	-	-	-	-	-	-
OTHER SERVICES		10,261	-	-	-	-	-	-
TOTAL NON-OPERATING EXPENSE		15,831	-	-	-	-	-	-



COURTEOUS

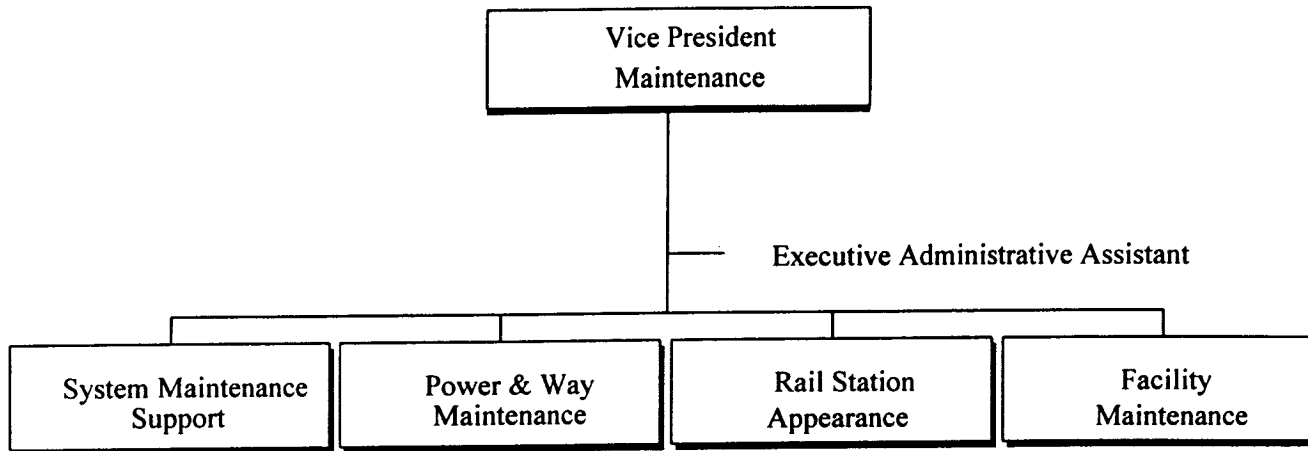
We will create a pleasant
environment
for our
customers and ourselves.

CHICAGO TRANSIT AUTHORITY

2000 BUDGET BY CATEGORY

SECTOR	0500	MAINTENANCE	ROLLS UP TO DIVISION 0503					1999 Total	2000 Budget
			1997 Actual	1998 Actual	1999 Budget	1999 Actual 1-5	1999 Forecast 6-12		
POSITIONS									
FULL TIME PERM			1,364	1,279	1,274	1,244	-	1,244	1,278
PART TIME			-	-	-	-	-	-	-
FULL TIME TEMP			63	63	73	108	-	108	71
STO POSITIONS			-	-	-	-	-	-	-
TOTAL POSITIONS			1,427	1,342	1,347	1,352	-	1,352	1,349
HOURS									
OPERATING HOURS			2,314,226	2,343,085	2,227,811	1,112,083	1,268,422	2,380,505	2,293,370
NON-OPERATING HOURS			450,873	482,755	398,404	146,335	349,536	495,871	482,014
TOTAL HOURS			2,765,099	2,825,840	2,626,215	1,258,418	1,617,958	2,876,376	2,775,384
OPERATING EXPENSE									
LABOR			66,994,224	68,743,616	66,513,675	33,345,412	39,378,912	72,724,324	72,249,746
MATERIAL			9,918,558	10,429,682	10,048,990	4,747,022	5,670,796	10,417,818	10,383,563
FUEL - REVENUE EQUIPMENT			-	-	-	-	-	-	-
ELECTRIC POWER - REV EQUIPMENT			23,586,629	20,806,724	21,695,056	5,581,893	11,870,231	17,452,124	20,065,959
PROV FOR INJURIES AND DAMAGES			-	-	-	-	-	-	-
PURCHASE OF SECURITY SERVICES			-	-	-	-	-	-	-
PURCHASE OF PARATRANSIT SVCS			-	-	-	-	-	-	-
UTILITIES			14,076,658	12,582,966	16,233,333	7,383,756	7,878,781	15,262,537	15,910,318
MAINTENANCE & REPAIR			2,852,559	4,641,607	3,004,547	1,711,671	2,179,998	3,891,669	4,042,323
ADVERTISING & PROMOTION			270	72	-	1,697	2,394	4,091	15
CONTRACTUAL SERVICES			42,637	33,576	28,055	16,699	26,923	43,622	35,970
PROV FOR PASSENGER SECURITY			-	-	-	-	-	-	-
LEASES & RENTALS			374,655	415,530	74,741	147,764	393,565	541,329	270,653
TRAVEL, TRAINING, SEMINARS & DUES			11,775	13,559	11,779	6,257	17,024	23,281	11,622
WARRANTY AND OTHER CREDITS			-	-	-	-10	-	-10	-
GENERAL EXPENSES			261,164	199,782	278,517	73,981	116,444	190,425	216,014
TOTAL OPERATING EXPENSE			118,119,129	117,867,114	117,888,693	53,016,142	67,535,068	120,551,210	123,186,183
NON-OPERATING EXPENSE									
LABOR			13,695,618	15,507,780	12,577,446	4,687,416	14,046,155	18,733,571	15,385,248
MATERIAL			1,687,791	1,107,853	2,851,440	971,479	2,263,618	3,235,097	2,851,440
OTHER SERVICES			4,501,794	4,260,915	299,919	2,034,071	12,124,802	14,158,873	299,919
TOTAL NON-OPERATING EXPENSE			19,885,203	20,876,548	15,728,805	7,692,966	28,434,575	36,127,541	18,536,607

**CUSTOMER SERVICE, FACILITIES & DEVELOPMENT
MAINTENANCE
VICE PRESIDENT**



2 Total Positions

CHICAGO TRANSIT AUTHORITY

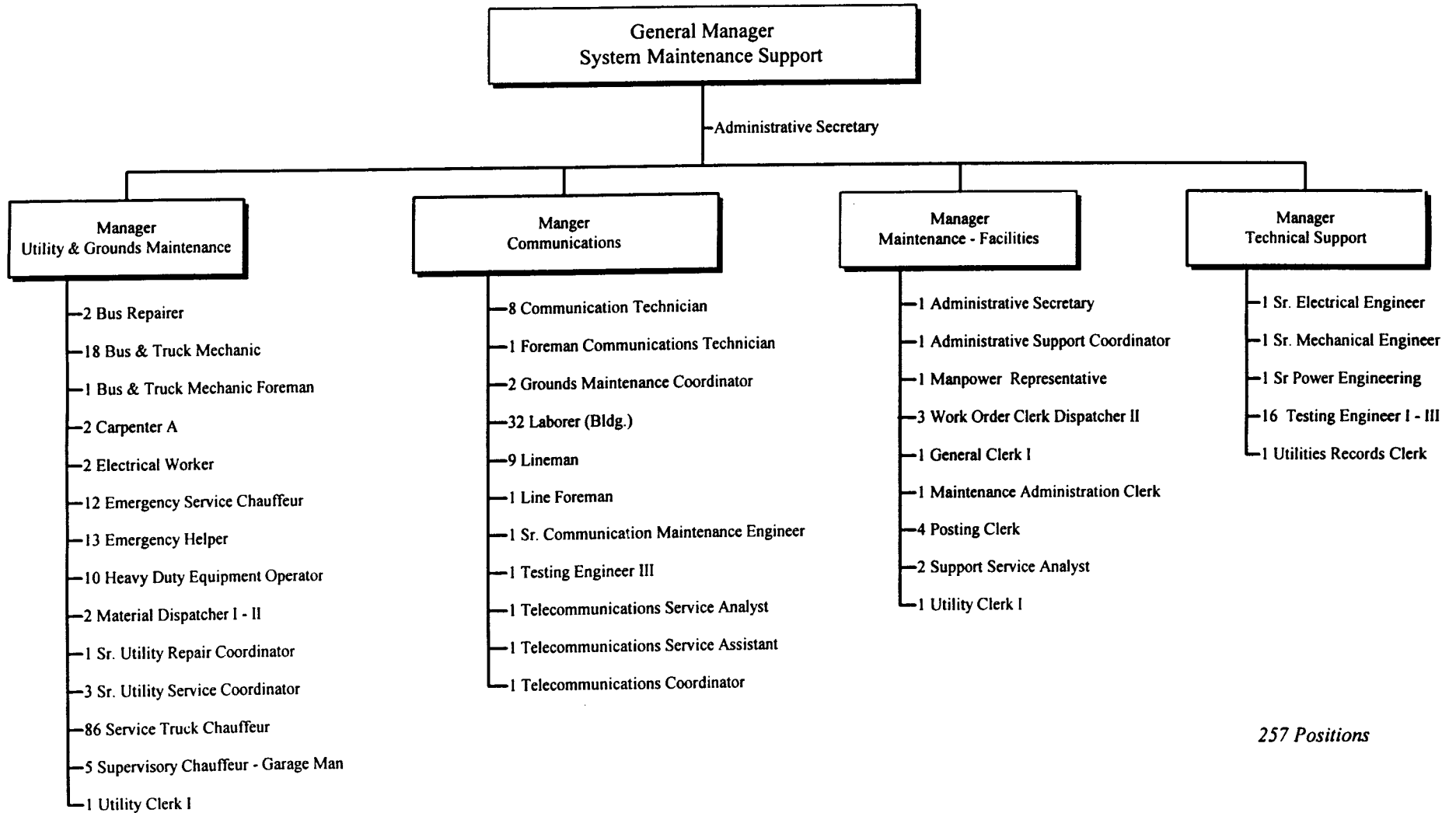
2000 BUDGET BY CATEGORY

DEPARTMENT 0502 FACILITY MAINTENANCE VP

ROLLS UP TO DIVISION 0503

	1997 Actual	1998 Actual	1999 Budget	1999 Actual 1-5	1999 Forecast 6-12	1999 Total	2000 Budget
<u>POSITIONS</u>							
FULL TIME PERM	1	2	2	1	-	1	2
PART TIME	-	-	-	-	-	-	-
FULL TIME TEMP	-	-	-	-	-	-	-
STO POSITIONS	-	-	-	-	-	-	-
TOTAL POSITIONS	1	2	2	1	-	1	2
<u>HOURS</u>							
OPERATING HOURS	4,137	2,827	3,679	757	1,131	1,888	3,728
NON-OPERATING HOURS	-	-	-	-	-	-	-
TOTAL HOURS	4,137	2,827	3,679	757	1,131	1,888	3,728
<u>OPERATING EXPENSE</u>							
LABOR	191,442	140,144	176,231	17,257	27,558	44,815	180,853
MATERIAL	2,046	1,564	2,006	103	148	251	291
FUEL - REVENUE EQUIPMENT	-	-	-	-	-	-	-
ELECTRIC POWER - REV EQUIPMENT	-	-	-	-	-	-	-
PROV FOR INJURIES AND DAMAGES	-	-	-	-	-	-	-
PURCHASE OF SECURITY SERVICES	-	-	-	-	-	-	-
PURCHASE OF PARATRANSIT SVCS	-	-	-	-	-	-	-
UTILITIES	-	-	-	-	-	-	-
MAINTENANCE & REPAIR	-	-	-	-	-	-	-
ADVERTISING & PROMOTION	-	-	-	-	-	-	-
CONTRACTUAL SERVICES	64	-	-	-	-	-	-
PROV FOR PASSENGER SECURITY	-	-	-	-	-	-	-
LEASES & RENTALS	-	-	-	-	-	-	-
TRAVEL, TRAINING, SEMINARS & DUES	3,130	5,756	4,000	-	5,757	5,757	2,878
WARRANTY AND OTHER CREDITS	-	-	-	-	-	-	-
GENERAL EXPENSES	1,009	-	480	-	-	-	-
TOTAL OPERATING EXPENSE	197,691	147,464	182,717	17,360	33,463	50,823	184,022
<u>NON-OPERATING EXPENSE</u>							
LABOR	-	-	-	-	-	-	-
MATERIAL	-	-	-	-	-	-	-
OTHER SERVICES	2,446	-	-	-	-	-	-
TOTAL NON-OPERATING EXPENSE	2,446	-	-	-	-	-	-

CUSTOMER SERVICE, FACILITIES & MAINTENANCE MAINTENANCE SYSTEM MAINTENANCE SUPPORT



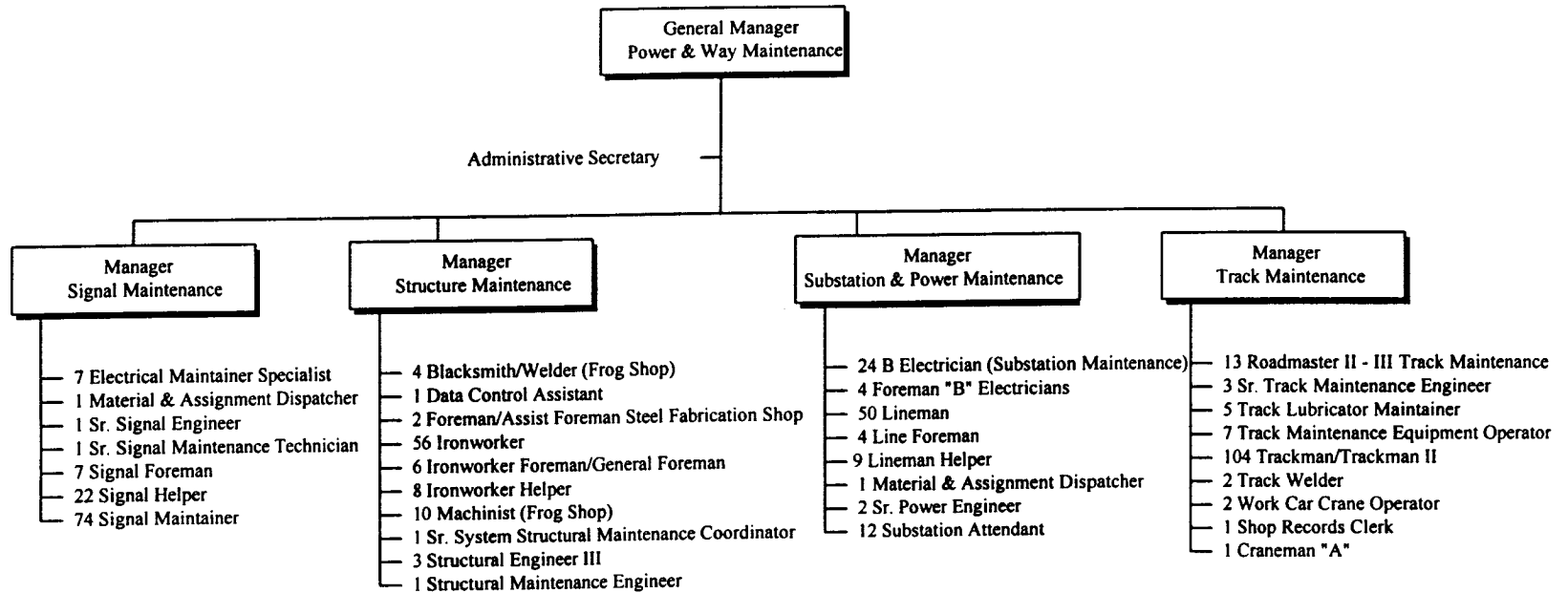
257 Positions

CHICAGO TRANSIT AUTHORITY

2000 BUDGET BY CATEGORY

DEPARTMENT 0530	SYSTEM MAINTENANCE SUPPORT	ROLLS UP TO DIVISION 0503						2000 Budget
		1997 Actual	1998 Actual	1999 Budget	1999 Actual 1-5	1999 Forecast 6-12	1999 Total	
POSITIONS								
FULL TIME PERM		276	255	255	248	-	248	252
PART TIME		-	-	-	-	-	-	-
FULL TIME TEMP		-	-	6	5	-	5	5
STO POSITIONS		-	-	-	-	-	-	-
TOTAL POSITIONS		276	255	261	253	-	253	257
HOURS								
OPERATING HOURS		471,726	507,178	491,935	236,490	276,205	512,695	503,736
NON-OPERATING HOURS		40,181	41,955	11,336	10,633	23,043	33,676	30,732
TOTAL HOURS		511,907	549,133	503,271	247,123	299,248	546,371	534,468
OPERATING EXPENSE								
LABOR		13,774,100	15,044,389	15,040,649	7,116,565	8,653,911	15,770,476	15,859,833
MATERIAL		1,489,471	1,728,053	1,583,850	1,116,316	930,094	2,046,410	1,702,388
FUEL - REVENUE EQUIPMENT		-	-	-	-	-	-	-
ELECTRIC POWER - REV EQUIPMENT		23,586,629	20,806,724	21,695,056	5,581,893	11,870,231	17,452,124	20,065,959
PROV FOR INJURIES AND DAMAGES		-	-	-	-	-	-	-
PURCHASE OF SECURITY SERVICES		-	-	-	-	-	-	-
PURCHASE OF PARATRANSIT SVCS		-	-	-	-	-	-	-
UTILITIES		8,627,921	8,007,273	11,583,333	5,106,345	6,112,780	11,219,125	11,509,175
MAINTENANCE & REPAIR		1,460,217	1,536,019	1,523,651	699,921	1,386,180	2,086,101	1,740,800
ADVERTISING & PROMOTION		270	15	-	29	-	29	15
CONTRACTUAL SERVICES		3,512	2,811	4,380	169	232	401	2,779
PROV FOR PASSENGER SECURITY		-	-	-	-	-	-	-
LEASES & RENTALS		77,821	128,813	29,920	115,016	88,849	203,865	100,964
TRAVEL, TRAINING, SEMINARS & DUES		4,558	2,140	2,350	431	2,326	2,757	2,495
WARRANTY AND OTHER CREDITS		-	-	-	-	-	-	-
GENERAL EXPENSES		30,248	25,130	34,053	6,238	13,873	20,111	26,744
TOTAL OPERATING EXPENSE		49,054,747	47,281,367	51,497,242	19,742,923	29,058,476	48,801,399	51,011,152
NON-OPERATING EXPENSE								
LABOR		1,170,984	1,262,470	349,029	323,057	923,451	1,246,508	956,915
MATERIAL		14,748	9,463	-	-29,204	38,668	9,464	-
OTHER SERVICES		487,712	1,370,259	-	593,986	717,302	1,311,288	-
TOTAL NON-OPERATING EXPENSE		1,673,444	2,642,192	349,029	887,839	1,679,421	2,567,260	956,915

CUSTOMER SERVICE, FACILITIES & DEVELOPMENT MAINTENANCE POWER & WAY MAINTENANCE



*455 Total
Positions*

CHICAGO TRANSIT AUTHORITY

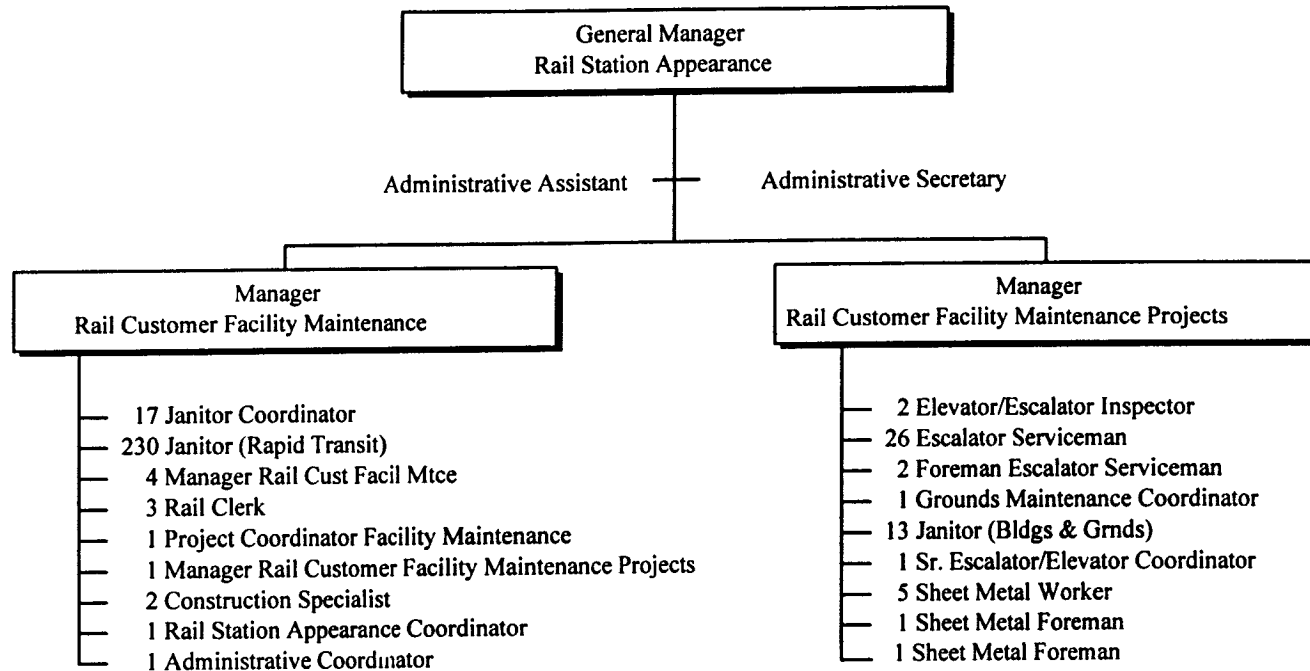
2000 BUDGET BY CATEGORY

DEPARTMENT 0540 POWER & WAY MAINTENANCE

ROLLS UP TO DIVISION 0503

	1997 Actual	1998 Actual	1999 Budget	1999 Actual 1-5	1999 Forecast 6-12	1999 Total	2000 Budget
POSITIONS							
FULL TIME PERM	420	393	392	385	-	385	392
PART TIME	-	-	-	-	-	-	-
FULL TIME TEMP	63	63	63	98	-	98	63
STO POSITIONS	-	-	-	-	-	-	-
TOTAL POSITIONS	483	456	455	483	-	483	455
HOURS							
OPERATING HOURS	709,341	689,154	667,825	337,265	373,018	710,283	637,821
NON-OPERATING HOURS	275,484	343,664	263,715	126,926	241,755	368,681	331,533
TOTAL HOURS	984,825	1,032,818	931,540	464,191	614,773	1,078,964	969,354
OPERATING EXPENSE							
LABOR	21,490,309	21,346,226	20,952,890	10,675,779	12,785,788	23,461,567	21,991,674
MATERIAL	3,180,430	3,111,261	3,122,096	1,261,414	1,461,910	2,723,324	3,079,343
FUEL - REVENUE EQUIPMENT	-	-	-	-	-	-	-
ELECTRIC POWER - REV EQUIPMENT	-	-	-	-	-	-	-
PROV FOR INJURIES AND DAMAGES	-	-	-	-	-	-	-
PURCHASE OF SECURITY SERVICES	-	-	-	-	-	-	-
PURCHASE OF PARATRANSIT SVCS	-	-	-	-	-	-	-
UTILITIES	83	-	-	-	-	-	-
MAINTENANCE & REPAIR	360,443	568,758	369,320	242,738	191,013	433,751	527,087
ADVERTISING & PROMOTION	-	-	-	-	-	-	-
CONTRACTUAL SERVICES	129	1,062	-	312	19	331	1,174
PROV FOR PASSENGER SECURITY	-	-	-	-	-	-	-
LEASES & RENTALS	158,171	126,684	30,921	5,998	91,243	97,241	77,038
TRAVEL, TRAINING, SEMINARS & DUES	1,473	4,281	3,516	2,784	3,334	6,118	4,767
WARRANTY AND OTHER CREDITS	-	-	-	-	-	-	-
GENERAL EXPENSES	116,312	83,067	122,744	34,022	54,176	88,198	105,633
TOTAL OPERATING EXPENSE	25,307,350	25,241,339	24,601,487	12,223,047	14,587,483	26,810,530	25,786,716
NON-OPERATING EXPENSE							
LABOR	8,376,239	11,098,756	8,307,370	4,077,414	9,924,803	14,002,217	10,507,280
MATERIAL	1,623,260	1,082,649	2,076,842	996,148	2,210,033	3,206,181	2,076,842
OTHER SERVICES	3,536,685	2,750,984	-	1,371,949	11,308,420	12,680,369	-
TOTAL NON-OPERATING EXPENSE	13,536,184	14,932,389	10,384,212	6,445,511	23,443,256	29,888,767	12,584,122

CUSTOMER SERVICE, FACILITIES & DEVELOPMENT MAINTENANCE RAIL STATION APPEARANCE



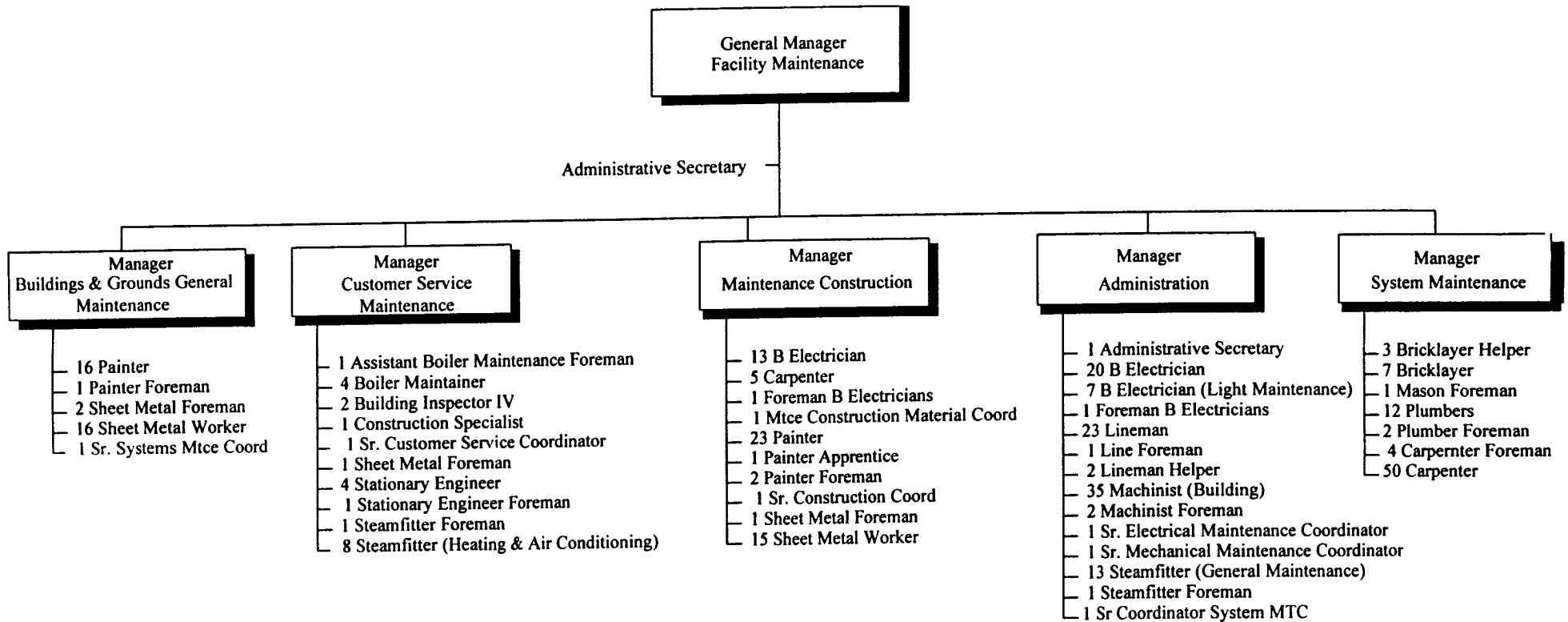
317 Total Positions

CHICAGO TRANSIT AUTHORITY

2000 BUDGET BY CATEGORY

DEPARTMENT 0575	RAIL STATION APPEARANCE	ROLLS UP TO DIVISION 0503						2000 Budget
		1997 Actual	1998 Actual	1999 Budget	1999 Actual 1-5	1999 Forecast 6-12	1999 Total	
<u>POSITIONS</u>								
FULL TIME PERM		317	312	313	305	-	305	317
PART TIME		-	-	-	-	-	-	-
FULL TIME TEMP		-	-	-	1	-	1	-
STO POSITIONS		-	-	-	-	-	-	-
TOTAL POSITIONS		317	312	313	306	-	306	317
<u>HOURS</u>								
OPERATING HOURS		535,175	578,253	590,114	259,773	365,279	625,052	604,869
NON-OPERATING HOURS		1,714	8,141	-	844	5,251	6,095	-
TOTAL HOURS		536,889	586,394	590,114	260,617	370,530	631,147	604,869
<u>OPERATING EXPENSE</u>								
LABOR		12,990,044	14,018,810	14,749,729	6,443,796	9,241,336	15,685,132	15,842,653
MATERIAL		1,132,475	1,361,011	933,224	522,947	756,918	1,279,865	1,256,496
FUEL - REVENUE EQUIPMENT		-	-	-	-	-	-	-
ELECTRIC POWER - REV EQUIPMENT		-	-	-	-	-	-	-
PROV FOR INJURIES AND DAMAGES		-	-	-	-	-	-	-
PURCHASE OF SECURITY SERVICES		-	-	-	-	-	-	-
PURCHASE OF PARATRANSIT SVCS		-	-	-	-	-	-	-
UTILITIES		-	-	-	-	-	-	-
MAINTENANCE & REPAIR		271,355	469,410	334,199	184,721	136,116	320,837	564,455
ADVERTISING & PROMOTION		-	-	-	-	-	-	-
CONTRACTUAL SERVICES		9,085	4,170	6,482	3,545	6,002	9,547	7,058
PROV FOR PASSENGER SECURITY		-	-	-	-	-	-	-
LEASES & RENTALS		51,157	46,710	-	-	-	-	-
TRAVEL, TRAINING, SEMINARS & DUES		411	1,382	343	3,042	5,607	8,649	1,482
WARRANTY AND OTHER CREDITS		-	-	-	-	-	-	-
GENERAL EXPENSES		10,504	11,056	9,849	4,138	6,415	10,553	9,565
TOTAL OPERATING EXPENSE		14,465,031	15,912,549	16,033,826	7,162,189	10,152,394	17,314,583	17,681,709
<u>NON-OPERATING EXPENSE</u>								
LABOR		55,776	276,482	-	26,394	201,391	227,785	-
MATERIAL		-6,603	-	-	-	-	-	-
OTHER SERVICES		-	99,080	-	-	99,080	99,080	-
TOTAL NON-OPERATING EXPENSE		49,173	375,562	-	26,394	300,471	326,865	-

CUSTOMER SERVICE, FACILITIES & DEVELOPMENT MAINTENANCE FACILITY MAINTENANCE



CHICAGO TRANSIT AUTHORITY

2000 BUDGET BY CATEGORY

DEPARTMENT 0580 FACILITY MAINTENANCE

ROLLS UP TO DIVISION 0503

	1997 Actual	1998 Actual	1999 Budget	1999 Actual 1-5	1999 Forecast 6-12	1999 Total	2000 Budget
<u>POSITIONS</u>							
FULL TIME PERM	350	317	312	305	-	305	315
PART TIME	-	-	-	-	-	-	-
FULL TIME TEMP	-	-	4	4	-	4	3
STO POSITIONS	-	-	-	-	-	-	-
TOTAL POSITIONS	350	317	316	309	-	309	318
<u>HOURS</u>							
OPERATING HOURS	593,847	565,673	474,258	277,798	252,789	530,587	543,216
NON-OPERATING HOURS	133,494	88,995	123,353	7,932	79,487	87,419	119,749
TOTAL HOURS	727,341	654,668	597,611	285,730	332,276	618,006	662,965
<u>OPERATING EXPENSE</u>							
LABOR	18,548,329	18,194,047	15,594,176	9,092,015	8,670,319	17,762,334	18,374,733
MATERIAL	4,114,136	4,227,793	4,407,814	1,846,242	2,521,726	4,367,968	4,345,045
FUEL - REVENUE EQUIPMENT	-	-	-	-	-	-	-
ELECTRIC POWER - REV EQUIPMENT	-	-	-	-	-	-	-
PROV FOR INJURIES AND DAMAGES	-	-	-	-	-	-	-
PURCHASE OF SECURITY SERVICES	-	-	-	-	-	-	-
PURCHASE OF PARATRANSIT SVCS	-	-	-	-	-	-	-
UTILITIES	5,448,654	4,575,693	4,650,000	2,277,411	1,766,001	4,043,412	4,401,143
MAINTENANCE & REPAIR	760,544	2,067,420	777,377	584,291	466,689	1,050,980	1,209,981
ADVERTISING & PROMOTION	-	57	-	1,668	2,394	4,062	-
CONTRACTUAL SERVICES	29,847	25,533	17,193	12,673	20,670	33,343	24,959
PROV FOR PASSENGER SECURITY	-	-	-	-	-	-	-
LEASES & RENTALS	87,506	113,323	13,900	26,750	213,473	240,223	92,651
TRAVEL, TRAINING, SEMINARS & DUES	2,203	-	1,570	-	-	-	-
WARRANTY AND OTHER CREDITS	-	-	-	-10	-	-10	-
GENERAL EXPENSES	103,091	80,529	111,391	29,583	41,980	71,563	74,072
TOTAL OPERATING EXPENSE	29,094,310	29,284,395	25,573,421	13,870,623	13,703,252	27,573,875	28,522,584
<u>NON-OPERATING EXPENSE</u>							
LABOR	4,092,619	2,870,072	3,921,047	260,551	2,996,510	3,257,061	3,921,053
MATERIAL	56,386	15,741	774,598	4,535	14,917	19,452	774,598
OTHER SERVICES	474,951	40,592	299,919	68,136	-	68,136	299,919
TOTAL NON-OPERATING EXPENSE	4,623,956	2,926,405	4,995,564	333,222	3,011,427	3,344,649	4,995,570

MANAGEMENT & PERFORMANCE

The Management & Performance Division provides support to all departments of the agency. This division affects change throughout the entire agency, provides critical services to our over 11,000 employees, and is responsible for ensuring compliance with streamlining, cost-saving, performance, and efficiency goals. The driving motto for this division is "If you're not serving the customer, your job is serving someone who is."

COMMUNICATIONS

COMMUNICATIONS

Responsible for informing our customers, the media and the public about CTA's services, policies and initiatives through advertising, publications, promotions and press coverage.

INTERGOVERNMENTAL AFFAIRS

INTERGOVERNMENTAL AFFAIRS

Coordinate activities with Congress, the Illinois General Assembly, and other governmental units and key staff members on pertinent transit issues.

DBE/EEO PROGRAM/CONTRACT COMPLIANCE

DBE/EEO PROGRAM/CONTRACT COMPLIANCE

Ensure that CTA vendors, employees and customers are not the recipients of discriminatory practices in regard to contracting, employment opportunities or service delivery. Increase minority and women vendor participation on CTA contracts.

FINANCE

TREASURY

Maintain cash flow of all CTA funds, which includes the management, collection, reporting, reconciliation and distribution of all CTA funds to the appropriate accounts for disbursement and investment purposes. Develop, process, reconcile and distribute pre-paid fare instruments to our sales network. Administer sales of student permits and taxi vouchers; process applications for special user permits; and provide general cashier services. Distribute payroll checks and other disbursements.

ACCOUNTING OPERATIONS

Responsible for the overall operating activities of payroll, accounts payable, financial systems, and revenue accounting areas of the Authority. The payroll section prepares payroll for active employees in accordance with the work rules of the unions and guidelines for both Federal and State law. Accounts Payable prepares all invoices for payment of purchased goods and services. Financial Systems maintains the automated general ledger and budget accounting systems. Revenue accounting is responsible for rail revenue.

COMPROLLER

Responsible for preparation of CTA's annual operating budget, general ledger accounting (operating and capital) activities, accounts receivable, physical accountability of the fixed assets of the Authority, financial statement preparation, external reporting, coordination of all audits, bank reconciliation, and analysis of accounts.

CAPITAL INVESTMENT

Develop and fosters the development of capital investment plans and programs for improvement and expansion of facilities.

EMPLOYEE SERVICES

Responsible for ensuring open and ongoing communication with employees, and ensuring that issues of concern to employees are given proper attention and focus.

PERSONNEL SERVICES

Administer the Authority's employment and placement function in accordance with Federal, State, and Local Laws and Collective Bargaining Agreements. Administer programs related to temporarily disabled employees. Administer compliance with Family and Medical Leave Act and the Americans with Disabilities Act provisions.

PROGRAM COMPLIANCE

Provide assistance to all departments of the Authority in the application of progressive discipline standards.

MEDICAL SERVICES

Conduct employee physical examinations. Review and evaluate employee disability claims. Conduct medical and drug/alcohol screening for all active employees to meet OSHA, FTA, and Authority requirements. Evaluate the physical condition of all employees applying for a disability pension.

BENEFIT SERVICES

Responsible for management of all employee insurance programs including health, life, vision and weekly indemnity.

TECHNOLOGY DEVELOPMENT

TECHNOLOGY MANAGEMENT	Identify, research and assist in the implementation of ways to improve CTA's productivity, management and quality of service.
MANAGEMENT INFORMATION SYSTEMS	Provide new and existing information system services to CTA. Increase the level of proficiency in client/server technology.
REVENUE EQUIPMENT TECH. & MAINTENANCE	Maintain all revenue equipment and related computer systems supporting this equipment. Monitor and ensure that AFC system is properly recording ridership and fare collection information. Ensure continuous operation of revenue equipment through deployment of maintenance forces twenty-four hours per day.

PURCHASING/WAREHOUSING

QUALITY ASSURANCE	Responsible for specification, preparation and maintenance, incoming material inspection, vendor performance monitoring/reporting, and document management.
PURCHASING & WAREHOUSING BUSINESS SYSTEMS	Maintain all purchasing/warehousing computer systems. Monitor and ensure that systems are functioning properly.
PURCHASING & WAREHOUSING PROGRAMS	Develop new initiatives to improve purchasing and warehousing.
PURCHASING	Maximize competition among bidders to provide goods, materials and services to CTA on a timely basis so that CTA's obligation to provide transit services to the public is met at the lowest possible cost.
WAREHOUSING	Maintain CTA inventory.

MOTIVATED

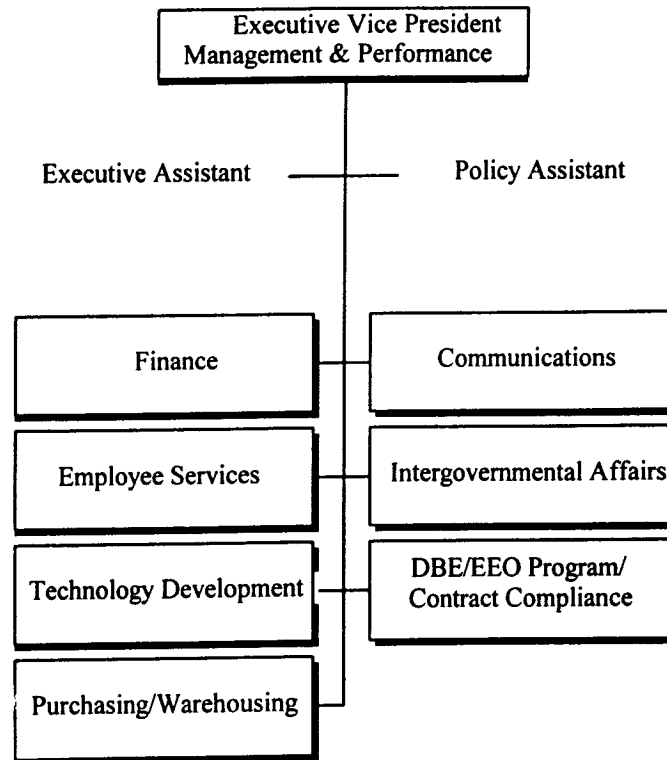
We will meet each
task with spirit
enthusiasm
and a sense
of pride to be
second to none.

**CHICAGO TRANSIT AUTHORITY
2000 BUDGET BY CATEGORY**

DIVISION	0600	MANAGEMENT AND PERFORMANCE	1997	1998	1999	1999	1999	1999	2000
			Actual	Actual	Budget	Actual 1-5	Forcast 6-12	Total	Budget
POSITIONS									
FULL TIME PERM			957	907	923	832	-	832	909
PART TIME			11	9	9	26	-	26	12
FULL TIME TEMP			15	11	9	70	-	70	8
STO POSITIONS			-	-	-	-	-	-	-
TOTAL POSITIONS			983	927	941	928	-	928	929
HOURS									
OPERATING HOURS			1,646,213	1,646,992	1,665,141	681,204	976,279	1,657,483	1,660,110
NON-OPERATING HOURS			265,166	124,820	131,941	47,128	75,082	122,210	133,387
TOTAL HOURS			1,911,379	1,771,812	1,797,082	728,332	1,051,361	1,779,693	1,793,497
OPERATING EXPENSE									
LABOR			48,361,826	49,005,205	50,958,576	20,925,998	30,460,855	51,386,853	52,366,692
MATERIAL			3,883,738	6,347,991	4,550,996	2,072,327	2,807,755	4,880,082	4,297,222
FUEL - REVENUE EQUIPMENT			-	-	-	-	-	-	-
ELECTRIC POWER - REV EQUIPMENT			-	-	-	-	-	-	-
PROV FOR INJURIES AND DAMAGES			-	-	-	-	-	-	-
PURCHASE OF SECURITY SERVICES			162,734	526,719	586,000	166,595	507,390	673,985	549,152
PURCHASE OF PARATRANSIT SVCS			-	-	-	-	-	-	-
UTILITIES			1,913	2,054	973	509	970	1,479	2,054
MAINTENANCE & REPAIR			5,401,670	5,156,398	7,485,674	2,327,756	3,665,182	5,992,938	6,016,006
ADVERTISING & PROMOTION			2,402,101	3,818,024	1,640,160	413,900	1,158,027	1,571,927	2,702,745
CONTRACTUAL SERVICES			7,847,422	8,666,393	8,464,433	2,217,884	4,651,551	6,869,435	8,365,471
PROV FOR PASSENGER SECURITY			-	-	-	-	-	-	-
LEASES & RENTALS			1,102,302	1,896,400	1,505,640	925,354	1,227,548	2,152,902	1,724,169
TRAVEL, TRAINING, SEMINARS & DUES			163,923	180,935	179,240	49,493	170,094	219,587	243,611
WARRANTY AND OTHER CREDITS			151	79	-	-	-	-	-
GENERAL EXPENSES			336,239	351,142	248,366	117,295	174,443	291,738	456,278
TOTAL OPERATING EXPENSE			69,664,019	75,951,340	75,620,058	29,217,111	44,823,815	74,040,926	76,723,400
NON-OPERATING EXPENSE									
LABOR			7,195,149	4,066,187	4,434,455	1,505,471	3,005,741	4,511,212	4,494,853
MATERIAL			-15,175	-3,632	-	-6,738	357	-6,381	-
OTHER SERVICES			30,083,493	18,008,712	5,441,137	8,772,613	2,839,141	11,611,754	20,784
TOTAL NON-OPERATING EXPENSE			37,263,467	22,071,267	9,875,592	10,271,346	5,845,239	16,116,585	4,515,637

MANAGEMENT & PERFORMANCE

EXECUTIVE VICE PRESIDENT



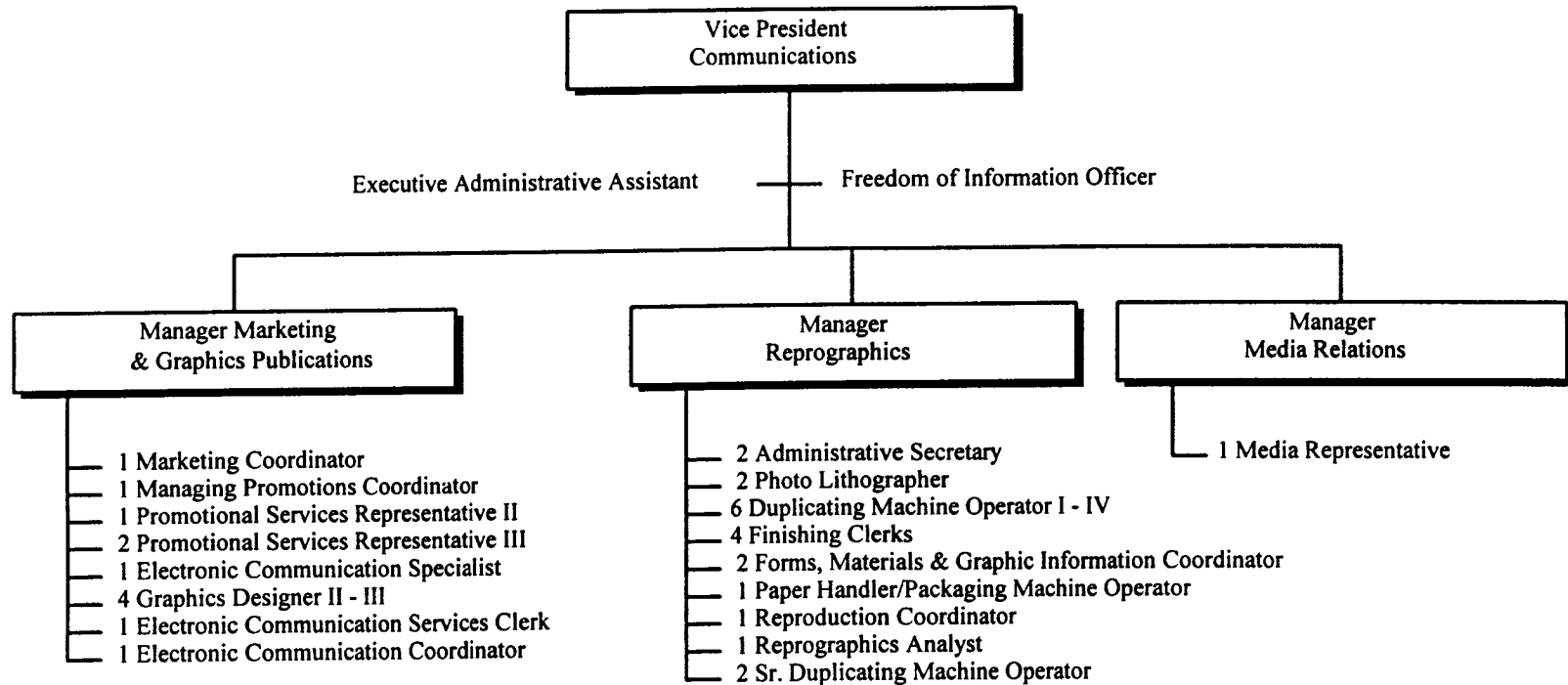
3 Total Positions

CHICAGO TRANSIT AUTHORITY

2000 BUDGET BY CATEGORY

DEPARTMENT 0603	MGMT & PERFORMANCE EXEC VP	ROLLS UP TO DIVISION 0600							
		1997 Actual	1998 Actual	1999 Budget	1999 Actual 1-5	1999 Forecast 6-12	1999 Total	2000 Budget	
<u>POSITIONS</u>									
FULL TIME PERM		3	3	3	3	-	3	3	
PART TIME		-	-	-	-	-	-	-	
FULL TIME TEMP		-	-	-	-	-	-	-	
STO POSITIONS		-	-	-	-	-	-	-	
TOTAL POSITIONS		3	3	3	3	-	3	3	
<u>HOURS</u>									
OPERATING HOURS		4,768	5,938	5,841	3,262	7,862	11,124	5,592	
NON-OPERATING HOURS		-	-	-	-	-	-	-	
TOTAL HOURS		4,768	5,938	5,841	3,262	7,862	11,124	5,592	
<u>OPERATING EXPENSE</u>									
LABOR		305,954	339,848	305,272	186,480	256,158	442,638	324,068	
MATERIAL		111	1,164	342	268	388	656	799	
FUEL - REVENUE EQUIPMENT		-	-	-	-	-	-	-	
ELECTRIC POWER - REV EQUIPMENT		-	-	-	-	-	-	-	
PROV FOR INJURIES AND DAMAGES		-	-	-	-	-	-	-	
PURCHASE OF SECURITY SERVICES		-	-	-	-	-	-	-	
PURCHASE OF PARATRANSIT SVCS		-	-	-	-	-	-	-	
UTILITIES		-	-	-	-	-	-	-	
MAINTENANCE & REPAIR		-	-	-	-	-	-	-	
ADVERTISING & PROMOTION		-	-	-	-	-	-	-	
CONTRACTUAL SERVICES		9,595	1,171	-	296	2,084	2,380	1,171	
PROV FOR PASSENGER SECURITY		-	-	-	-	-	-	-	
LEASES & RENTALS		-	-	-	-	-	-	-	
TRAVEL, TRAINING, SEMINARS & DUES		1,907	10,589	2,000	7,730	22,059	29,789	10,589	
WARRANTY AND OTHER CREDITS		-	-	-	-	-	-	-	
GENERAL EXPENSES		-	49,750	4,500	693	361	1,054	2,638	
TOTAL OPERATING EXPENSE		317,567	402,522	312,114	195,467	281,050	476,517	339,265	
<u>NON-OPERATING EXPENSE</u>									
LABOR		-	-	-	-	-	-	-	
MATERIAL		-	-	-	-	-	-	-	
OTHER SERVICES		-	-	-	-	-	-	-	
TOTAL NON-OPERATING EXPENSE		-	-	-	-	-	-	-	

MANAGEMENT & PERFORMANCE COMMUNICATIONS



41 Total Positions

CHICAGO TRANSIT AUTHORITY


2000 BUDGET BY CATEGORY

DEPARTMENT 0055 COMMUNICATIONS

ROLLS UP TO DIVISION 0600

	1997 Actual	1998 Actual	1999 Budget	1999 Actual 1-5	1999 Forecast 6-12	1999 Total	2000 Budget
<u>POSITIONS</u>							
FULL TIME PERM	41	40	41	41	-	41	41
PART TIME	-	-	-	1	-	1	-
FULL TIME TEMP	-	-	-	-	-	-	-
STO POSITIONS	-	-	-	-	-	-	-
TOTAL POSITIONS	41	40	41	42	-	42	41
<u>HOURS</u>							
OPERATING HOURS	91,221	84,651	75,997	32,345	47,242	79,587	76,584
NON-OPERATING HOURS	1,187	-	-	90	127	217	-
TOTAL HOURS	92,408	84,651	75,997	32,435	47,369	79,804	76,584
<u>OPERATING EXPENSE</u>							
LABOR	2,622,928	2,546,393	2,347,205	1,003,818	1,488,121	2,491,939	2,414,558
MATERIAL	338,899	339,225	382,961	163,207	236,180	399,387	430,299
FUEL - REVENUE EQUIPMENT	-	-	-	-	-	-	-
ELECTRIC POWER - REV EQUIPMENT	-	-	-	-	-	-	-
PROV FOR INJURIES AND DAMAGES	-	-	-	-	-	-	-
PURCHASE OF SECURITY SERVICES	-	-	-	-	-	-	-
PURCHASE OF PARATRANSIT SVCS	-	-	-	-	-	-	-
UTILITIES	-	-	-	-	-	-	-
MAINTENANCE & REPAIR	64,736	76,686	85,736	45,504	73,744	119,248	76,686
ADVERTISING & PROMOTION	2,397,254	3,812,394	1,634,173	410,536	1,155,862	1,566,398	2,695,804
CONTRACTUAL SERVICES	11,104	37,217	22,500	1,964	12,243	14,207	28,026
PROV FOR PASSENGER SECURITY	-	-	-	-	-	-	-
LEASES & RENTALS	325,223	277,773	332,771	122,452	263,952	386,404	401,398
TRAVEL, TRAINING, SEMINARS & DUES	2,557	1,106	1,885	787	903	1,690	2,040
WARRANTY AND OTHER CREDITS	-	-	-	-	-	-	-
GENERAL EXPENSES	24,333	1,754	2,336	666	60	726	1,624
TOTAL OPERATING EXPENSE	5,787,034	7,092,548	4,809,567	1,748,934	3,231,065	4,979,999	6,050,435
<u>NON-OPERATING EXPENSE</u>							
LABOR	7,849	-	-	2,510	4,717	7,227	-
MATERIAL	-875	-3,101	-	-3,100	-1	-3,101	-
OTHER SERVICES	61,702	249,968	-	15,242	146,881	162,123	-
TOTAL NON-OPERATING EXPENSE	68,676	246,867	-	14,652	151,597	166,249	-

MANAGEMENT & PERFORMANCE INTERGOVERNMENTAL AFFAIRS



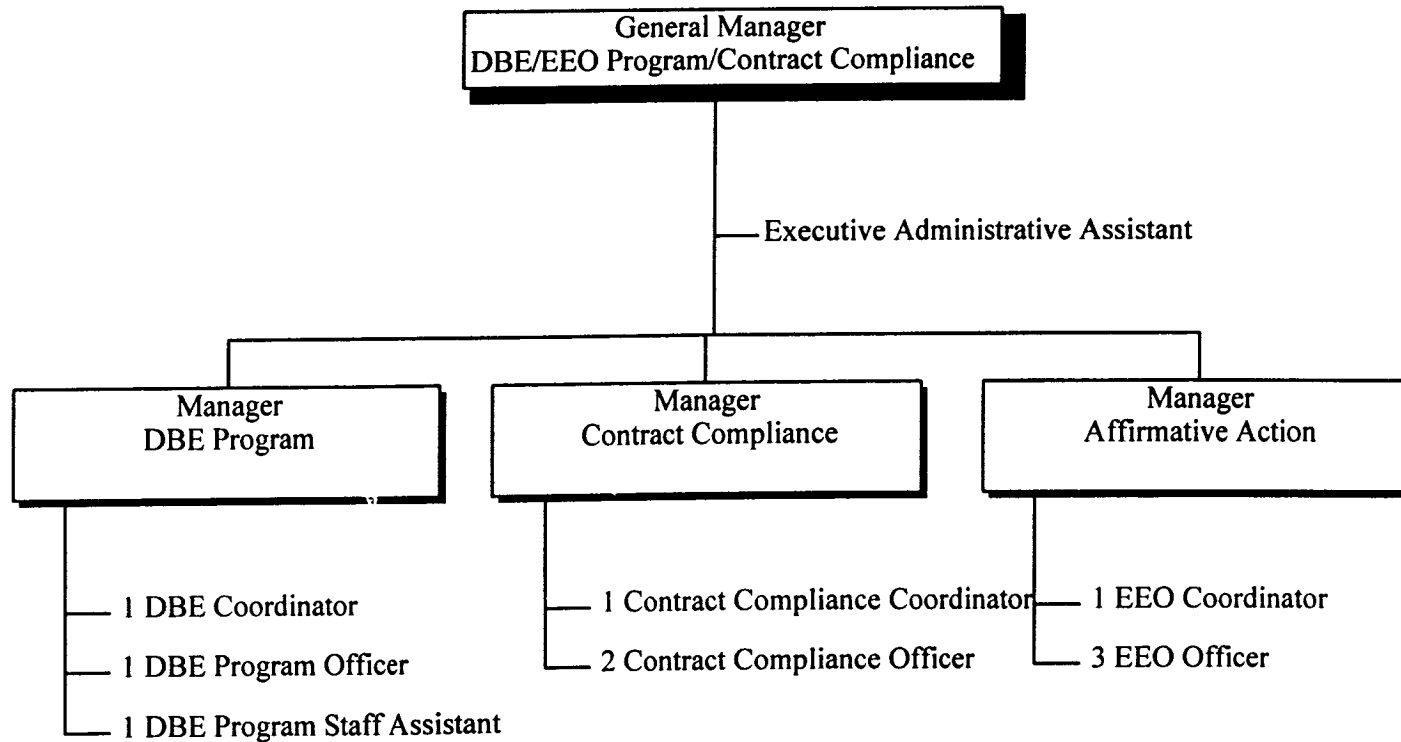
4 Total Positions

CHICAGO TRANSIT AUTHORITY

2000 BUDGET BY CATEGORY

DEPARTMENT 0007	INTERGOVERNMENTAL AFFAIRS	ROLLS UP TO DIVISION 0600						
		1997 Actual	1998 Actual	1999 Budget	1999 Actual 1-5	1999 Forecast 6-12	1999 Total	2000 Budget
<u>POSITIONS</u>								
FULL TIME PERM		4	4	4	4	-	4	4
PART TIME		-	-	-	-	-	-	-
FULL TIME TEMP		-	-	-	-	-	-	-
STO POSITIONS		-	-	-	-	-	-	-
TOTAL POSITIONS		4	4	4	4	-	4	4
<u>HOURS</u>								
OPERATING HOURS		6,592	4,632	7,316	2,264	3,238	5,502	7,416
NON-OPERATING HOURS		-	-	-	-	-	-	-
TOTAL HOURS		6,592	4,632	7,316	2,264	3,238	5,502	7,416
<u>OPERATING EXPENSE</u>								
LABOR		272,963	164,162	344,852	92,457	135,161	227,618	354,765
MATERIAL		1,302	1,123	405	326	471	797	972
FUEL - REVENUE EQUIPMENT		-	-	-	-	-	-	-
ELECTRIC POWER - REV EQUIPMENT		-	-	-	-	-	-	-
PROV FOR INJURIES AND DAMAGES		-	-	-	-	-	-	-
PURCHASE OF SECURITY SERVICES		-	-	-	-	-	-	-
PURCHASE OF PARATRANSIT SVCS		-	-	-	-	-	-	-
UTILITIES		-	-	-	-	-	-	-
MAINTENANCE & REPAIR		-	-	-	-	-	-	-
ADVERTISING & PROMOTION		-	-	-	-	-	-	-
CONTRACTUAL SERVICES		88,196	198,759	171,000	45,459	123,191	168,650	400,000
PROV FOR PASSENGER SECURITY		-	-	-	-	-	-	-
LEASES & RENTALS		-	3,750	-	-	3,750	3,750	3,750
TRAVEL, TRAINING, SEMINARS & DUES		11,040	4,456	11,666	2,190	2,111	4,301	4,456
WARRANTY AND OTHER CREDITS		-	-	-	-	-	-	-
GENERAL EXPENSES		4,145	3,455	3,297	4,777	3,669	8,446	3,669
TOTAL OPERATING EXPENSE		377,646	375,705	531,220	145,209	268,353	413,562	767,612
<u>NON-OPERATING EXPENSE</u>								
LABOR		-	-	-	-	-	-	-
MATERIAL		-	-	-	-	-	-	-
OTHER SERVICES		-	-	-	-	-	-	-
TOTAL NON-OPERATING EXPENSE		-	-	-	-	-	-	-

MANAGEMENT & PERFORMANCE
DBE/EEO PROGRAM/CONTRACT COMPLIANCE



15 Total Positions

CHICAGO TRANSIT AUTHORITY

2000 BUDGET BY CATEGORY

DEPARTMENT 0615 DBE/EEOC

ROLLS UP TO DIVISION 0600

	1997 Actual	1998 Actual	1999 Budget	1999 Actual 1-5	1999 Forecast 6-12	1999 Total	2000 Budget
<u>POSITIONS</u>							
FULL TIME PERM	16	16	15	15	-	15	15
PART TIME	-	-	-	-	-	-	-
FULL TIME TEMP	3	2	-	-	-	-	-
STO POSITIONS	-	-	-	-	-	-	-
TOTAL POSITIONS	19	18	15	15	-	15	15
<u>HOURS</u>							
OPERATING HOURS	19,269	19,031	12,319	10,519	6,409	16,928	17,065
NON-OPERATING HOURS	14,280	12,834	15,000	2,279	7,905	10,184	10,575
TOTAL HOURS	33,549	31,865	27,319	12,798	14,314	27,112	27,640
<u>OPERATING EXPENSE</u>							
LABOR	654,685	634,355	428,214	359,508	240,281	599,789	597,110
MATERIAL	7,519	9,290	8,470	3,590	5,195	8,785	10,309
FUEL - REVENUE EQUIPMENT	-	-	-	-	-	-	-
ELECTRIC POWER - REV EQUIPMENT	-	-	-	-	-	-	-
PROV FOR INJURIES AND DAMAGES	-	-	-	-	-	-	-
PURCHASE OF SECURITY SERVICES	-	-	-	-	-	-	-
PURCHASE OF PARATRANSIT SVCS	-	-	-	-	-	-	-
UTILITIES	-	-	-	-	-	-	-
MAINTENANCE & REPAIR	-	-	-	-	-	-	-
ADVERTISING & PROMOTION	-	-	716	-	-	-	-
CONTRACTUAL SERVICES	10,428	2,126	286	-	2,126	2,126	2,200
PROV FOR PASSENGER SECURITY	-	-	-	-	-	-	-
LEASES & RENTALS	-	-	-	-	-	-	-
TRAVEL, TRAINING, SEMINARS & DUES	6,010	9,828	10,858	2,803	3,948	6,751	9,828
WARRANTY AND OTHER CREDITS	-	-	-	-	-	-	-
GENERAL EXPENSES	4,639	3,747	8,660	8,805	3,796	12,601	8,217
TOTAL OPERATING EXPENSE	683,281	659,346	457,204	374,706	255,346	630,052	627,664
<u>NON-OPERATING EXPENSE</u>							
LABOR	416,778	393,904	521,365	75,849	315,185	391,034	372,483
MATERIAL	-	-	-	-	-	-	-
OTHER SERVICES	8,796	8,088	-	1,444	10,110	11,554	-
TOTAL NON-OPERATING EXPENSE	425,574	401,992	521,365	77,293	325,295	402,588	372,483

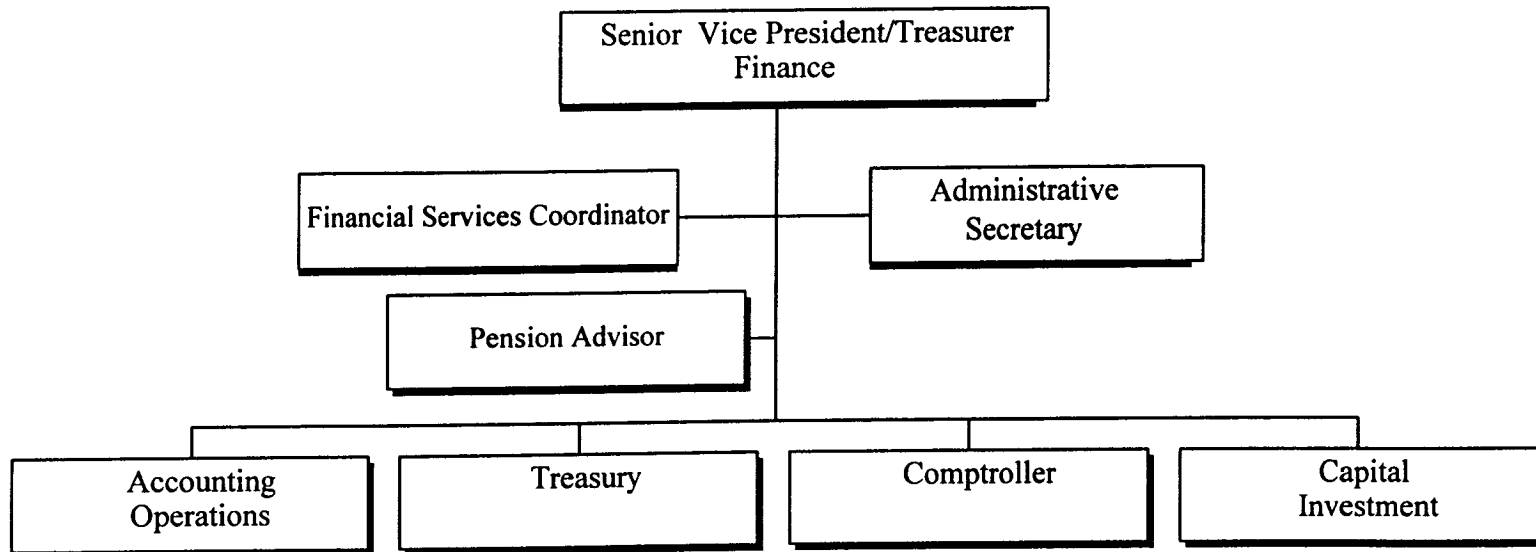
PROFESSIONAL

We will be dependable for
our customers and
fellow
employees,
and will maintain the
highest standards of trust.

CHICAGO TRANSIT AUTHORITY
2000 BUDGET BY CATEGORY

SECTOR	0700	FINANCE	ROLLS UP TO DIVISION 0600					2000 Budget	
			1997 Actual	1998 Actual	1999 Budget	1999 Actual 1-5	1999 Forecast 6-12		1999 Total
<u>POSITIONS</u>									
FULL TIME PERM			240	226	226	200	-	200	228
PART TIME			10	8	7	9	-	9	9
FULL TIME TEMP			12	9	9	18	-	18	7
STO POSITIONS			-	-	-	-	-	-	-
TOTAL POSITIONS			262	243	242	227	-	227	244
<u>HOURS</u>									
OPERATING HOURS			343,744	320,224	333,547	131,037	180,130	311,167	335,498
NON-OPERATING HOURS			116,457	99,684	111,801	44,112	66,603	110,715	118,496
TOTAL HOURS			460,201	419,908	445,348	175,149	246,733	421,882	453,994
<u>OPERATING EXPENSE</u>									
LABOR			9,638,250	8,919,797	9,909,768	3,722,696	5,854,627	9,577,323	10,170,004
MATERIAL			1,949,564	2,430,051	2,697,642	896,985	1,793,807	2,690,792	1,978,663
FUEL - REVENUE EQUIPMENT			-	-	-	-	-	-	-
ELECTRIC POWER - REV EQUIPMENT			-	-	-	-	-	-	-
PROV FOR INJURIES AND DAMAGES			-	-	-	-	-	-	-
PURCHASE OF SECURITY SERVICES			162,734	517,535	586,000	166,595	498,205	664,800	539,968
PURCHASE OF PARATRANSIT SVCS			-	-	-	-	-	-	-
UTILITIES			1,913	2,054	973	509	970	1,479	2,054
MAINTENANCE & REPAIR			119,193	71,875	200,144	6,781	41,146	47,927	123,026
ADVERTISING & PROMOTION			3,831	689	2,000	-	689	689	2,000
CONTRACTUAL SERVICES			4,666,784	2,325,396	4,628,339	822,475	1,682,518	2,504,993	2,668,711
PROV FOR PASSENGER SECURITY			-	-	-	-	-	-	-
LEASES & RENTALS			-	-	-	-	-	-	-
TRAVEL, TRAINING, SEMINARS & DUES			56,972	66,463	73,555	10,858	55,007	65,865	98,033
WARRANTY AND OTHER CREDITS			151	79	-	-	-	-	-
GENERAL EXPENSES			20,030	35,238	14,646	8,377	35,907	44,284	39,335
TOTAL OPERATING EXPENSE			16,619,422	14,369,177	18,113,067	5,635,276	9,962,876	15,598,152	15,621,794
<u>NON-OPERATING EXPENSE</u>									
LABOR			3,544,059	3,200,623	3,687,106	1,400,005	2,666,089	4,066,094	3,927,666
MATERIAL			-5,946	1,012	-	14	305	319	-
OTHER SERVICES			988,600	913,291	422,065	274,605	689,306	963,911	-
TOTAL NON-OPERATING EXPENSE			4,526,713	4,114,926	4,109,171	1,674,624	3,355,700	5,030,324	3,927,666

**MANAGEMENT & PERFORMANCE
FINANCE
SENIOR VICE PRESIDENT / TREASURER**



4 Total Positions

CHICAGO TRANSIT AUTHORITY

2000 BUDGET BY CATEGORY

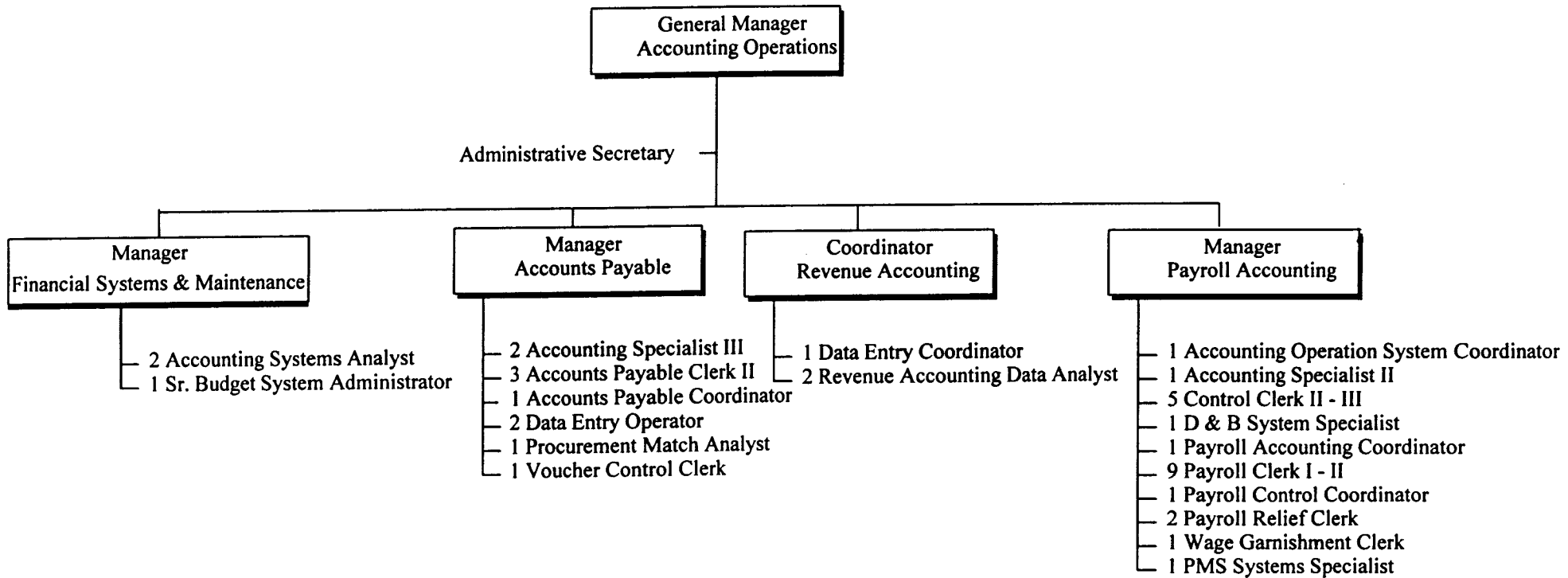
DEPARTMENT 0703

FINANCE SR VP/TREASURER

ROLLS UP TO DIVISION 0600

	1997 Actual	1998 Actual	1999 Budget	1999 Actual 1-5	1999 Forecast 6-12	1999 Total	2000 Budget
<u>POSITIONS</u>							
FULL TIME PERM	4	5	3	3	-	3	4
PART TIME	-	-	-	-	-	-	-
FULL TIME TEMP	-	-	-	-	-	-	-
STO POSITIONS	-	-	-	-	-	-	-
TOTAL POSITIONS	4	5	3	3	-	3	4
<u>HOURS</u>							
OPERATING HOURS	8,883	5,779	5,558	3,117	3,963	7,080	7,736
NON-OPERATING HOURS	-	-	-	-	-	-	-
TOTAL HOURS	8,883	5,779	5,558	3,117	3,963	7,080	7,736
<u>OPERATING EXPENSE</u>							
LABOR	433,178	242,972	234,309	127,151	182,195	309,346	420,355
MATERIAL	1,365	1,903	500	292	422	714	798
FUEL - REVENUE EQUIPMENT	-	-	-	-	-	-	-
ELECTRIC POWER - REV EQUIPMENT	-	-	-	-	-	-	-
PROV FOR INJURIES AND DAMAGES	-	-	-	-	-	-	-
PURCHASE OF SECURITY SERVICES	-	-	-	-	-	-	-
PURCHASE OF PARATRANSIT SVCS	-	-	-	-	-	-	-
UTILITIES	-	-	-	-	-	-	-
MAINTENANCE & REPAIR	-	-	-	-	-	-	-
ADVERTISING & PROMOTION	1,185	-	-	-	-	-	-
CONTRACTUAL SERVICES	560,569	272,071	50,000	-6,486	-	-6,486	50,000
PROV FOR PASSENGER SECURITY	-	-	-	-	-	-	-
LEASES & RENTALS	-	-	-	-	-	-	-
TRAVEL, TRAINING, SEMINARS & DUES	54,591	56,163	48,000	3,506	51,318	54,824	51,629
WARRANTY AND OTHER CREDITS	-	-	-	-	-	-	-
GENERAL EXPENSES	10,328	3,414	3,500	2,162	8,980	11,142	3,311
TOTAL OPERATING EXPENSE	1,061,216	576,523	336,309	126,625	242,915	369,540	526,093
<u>NON-OPERATING EXPENSE</u>							
LABOR	-	-	-	-	-	-	-
MATERIAL	-	-	-	-	-	-	-
OTHER SERVICES	-	-	-	-	-	-	-
TOTAL NON-OPERATING EXPENSE	-	-	-	-	-	-	-

**MANAGEMENT & PERFORMANCE
FINANCE
ACCOUNTING OPERATIONS**



45 Total Positions

CHICAGO TRANSIT AUTHORITY

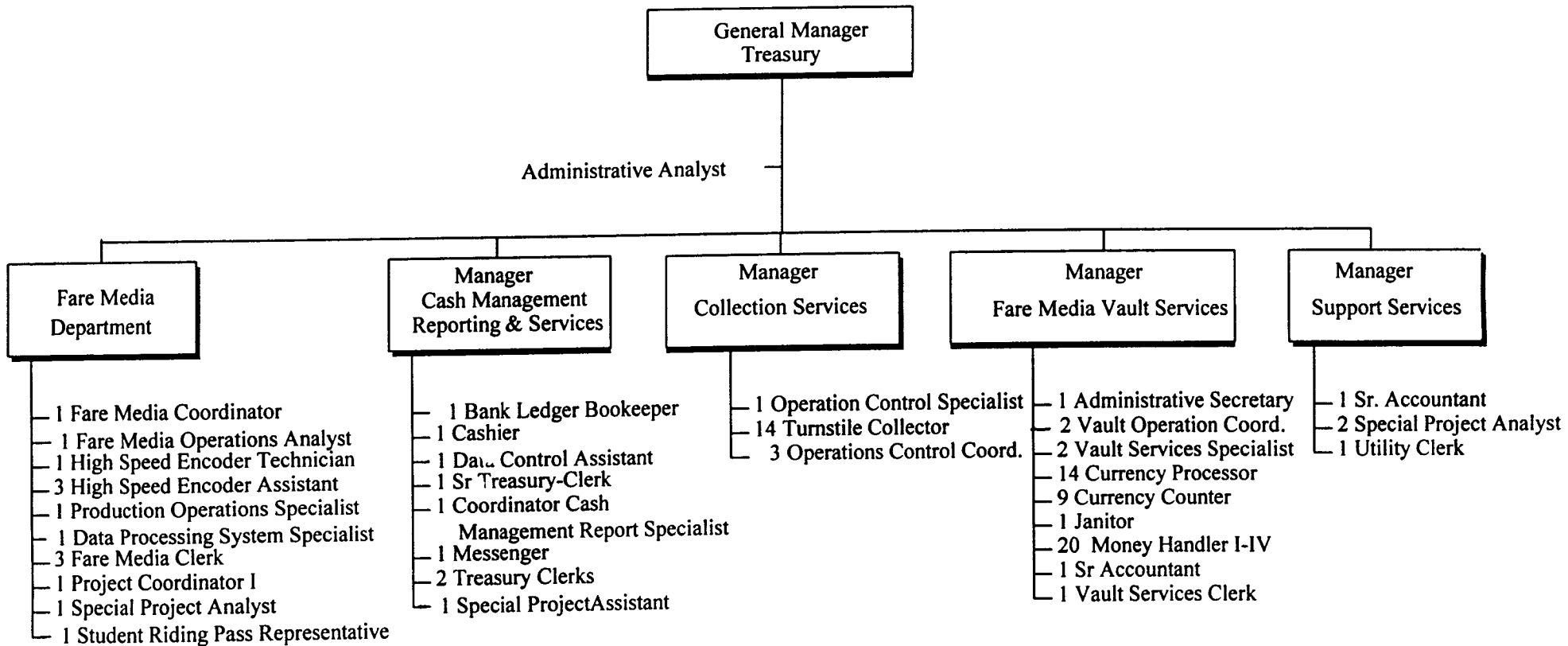
2000 BUDGET BY CATEGORY

DEPARTMENT 0804 ACCOUNTING OPERATIONS

ROLLS UP TO DIVISION 0600

	1997 Actual	1998 Actual	1999 Budget	1999 Actual 1-5	1999 Forecast 6-12	1999 Total	2000 Budget
<u>POSITIONS</u>							
FULL TIME PERM	49	44	44	38	-	38	45
PART TIME	-	-	-	-	-	-	-
FULL TIME TEMP	-	-	-	-	-	-	-
STO POSITIONS	-	-	-	-	-	-	-
TOTAL POSITIONS	49	44	44	38	-	38	45
<u>HOURS</u>							
OPERATING HOURS	93,898	77,465	80,969	31,407	45,369	76,776	84,129
NON-OPERATING HOURS	108	90	108	45	70	115	111
TOTAL HOURS	94,006	77,555	81,077	31,452	45,439	76,891	84,240
<u>OPERATING EXPENSE</u>							
LABOR	2,685,656	2,298,822	2,648,908	951,718	1,397,416	2,349,134	2,652,337
MATERIAL	9,682	7,716	11,356	4,419	9,252	13,671	7,581
FUEL - REVENUE EQUIPMENT	-	-	-	-	-	-	-
ELECTRIC POWER - REV EQUIPMENT	-	-	-	-	-	-	-
PROV FOR INJURIES AND DAMAGES	-	-	-	-	-	-	-
PURCHASE OF SECURITY SERVICES	-	-	-	-	-	-	-
PURCHASE OF PARATRANSIT SVCS	-	-	-	-	-	-	-
UTILITIES	-	-	-	-	-	-	-
MAINTENANCE & REPAIR	185	-	-	-	-	-	-
ADVERTISING & PROMOTION	-	-	-	-	-	-	-
CONTRACTUAL SERVICES	27,120	3,442	-	3,676	3,477	7,153	3,442
PROV FOR PASSENGER SECURITY	-	-	-	-	-	-	-
LEASES & RENTALS	-	-	-	-	-	-	-
TRAVEL, TRAINING, SEMINARS & DUES	-	594	-	-	-	-	594
WARRANTY AND OTHER CREDITS	-	-	-	-	-	-	-
GENERAL EXPENSES	237	657	1,200	-	564	564	657
TOTAL OPERATING EXPENSE	2,722,880	2,311,231	2,661,464	959,813	1,410,709	2,370,522	2,664,611
<u>NON-OPERATING EXPENSE</u>							
LABOR	2,946	2,674	3,287	1,350	2,888	4,238	3,490
MATERIAL	-	-	-	-	-	-	-
OTHER SERVICES	-	-	-	-	-	-	-
TOTAL NON-OPERATING EXPENSE	2,946	2,674	3,287	1,350	2,888	4,238	3,490

**MANAGEMENT & PERFORMANCE
FINANCE
TREASURY**



102 Total Positions

CHICAGO TRANSIT AUTHORITY

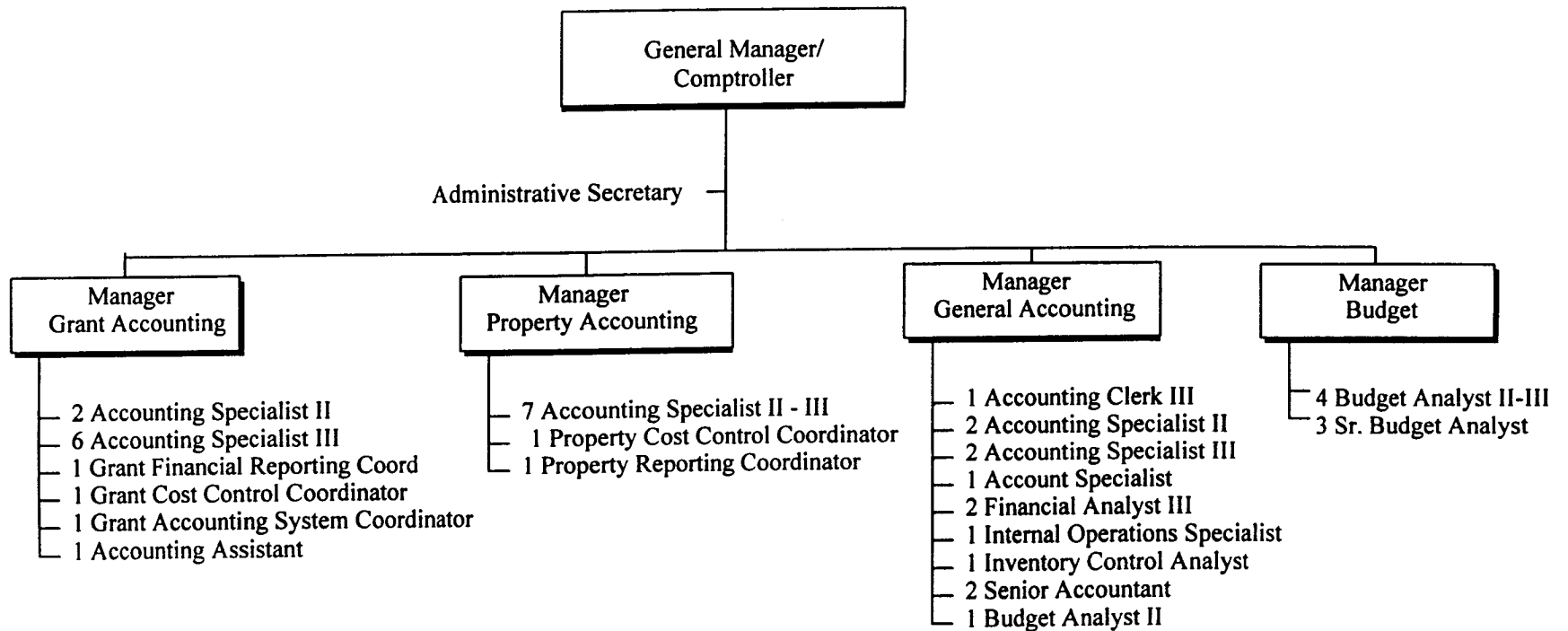
2000 BUDGET BY CATEGORY

DEPARTMENT 0846 TREASURY

ROLLS UP TO DIVISION 0600

	1997 Actual	1998 Actual	1999 Budget	1999 Actual 1-5	1999 Forecast 6-12	1999 Total	2000 Budget
POSITIONS							
FULL TIME PERM	89	83	87	85	-	85	86
PART TIME	10	8	7	9	-	9	9
FULL TIME TEMP	12	9	9	13	-	13	7
STO POSITIONS	-	-	-	-	-	-	-
TOTAL POSITIONS	111	100	103	107	-	107	102
HOURS							
OPERATING HOURS	184,478	183,994	188,560	78,747	105,887	184,634	187,344
NON-OPERATING HOURS	283	-	-	-	-	-	-
TOTAL HOURS	184,761	183,994	188,560	78,747	105,887	184,634	187,344
OPERATING EXPENSE							
LABOR	4,634,053	4,602,029	4,998,692	2,077,770	3,022,183	5,099,953	4,933,374
MATERIAL	1,917,359	2,401,690	2,669,139	884,331	1,772,632	2,656,963	1,925,255
FUEL - REVENUE EQUIPMENT	-	-	-	-	-	-	-
ELECTRIC POWER - REV EQUIPMENT	-	-	-	-	-	-	-
PROV FOR INJURIES AND DAMAGES	-	-	-	-	-	-	-
PURCHASE OF SECURITY SERVICES	162,734	517,535	586,000	166,595	498,205	664,800	539,968
PURCHASE OF PARATRANSIT SVCS	-	-	-	-	-	-	-
UTILITIES	1,913	2,054	973	509	970	1,479	2,054
MAINTENANCE & REPAIR	119,008	71,875	157,756	6,781	41,146	47,927	85,026
ADVERTISING & PROMOTION	-	-	-	-	-	-	-
CONTRACTUAL SERVICES	4,025,597	1,995,997	4,226,345	734,521	1,585,524	2,320,045	2,298,132
PROV FOR PASSENGER SECURITY	-	-	-	-	-	-	-
LEASES & RENTALS	-	-	-	-	-	-	-
TRAVEL, TRAINING, SEMINARS & DUES	243	88	1,200	942	258	1,200	1,192
WARRANTY AND OTHER CREDITS	151	79	-	-	-	-	-
GENERAL EXPENSES	5,117	9,349	4,523	1,080	3,554	4,634	9,349
TOTAL OPERATING EXPENSE	10,866,175	9,600,696	12,644,628	3,872,529	6,924,472	10,797,001	9,794,350
NON-OPERATING EXPENSE							
LABOR	7,289	-	-	-	-	-	-
MATERIAL	-6,950	-	-	-	-	-	-
OTHER SERVICES	59,597	116,045	-	17,300	99,265	116,565	-
TOTAL NON-OPERATING EXPENSE	59,936	116,045	-	17,300	99,265	116,565	-

**MANAGEMENT & PERFORMANCE
FINANCE
COMPTROLLER**



47 Total Positions

CHICAGO TRANSIT AUTHORITY

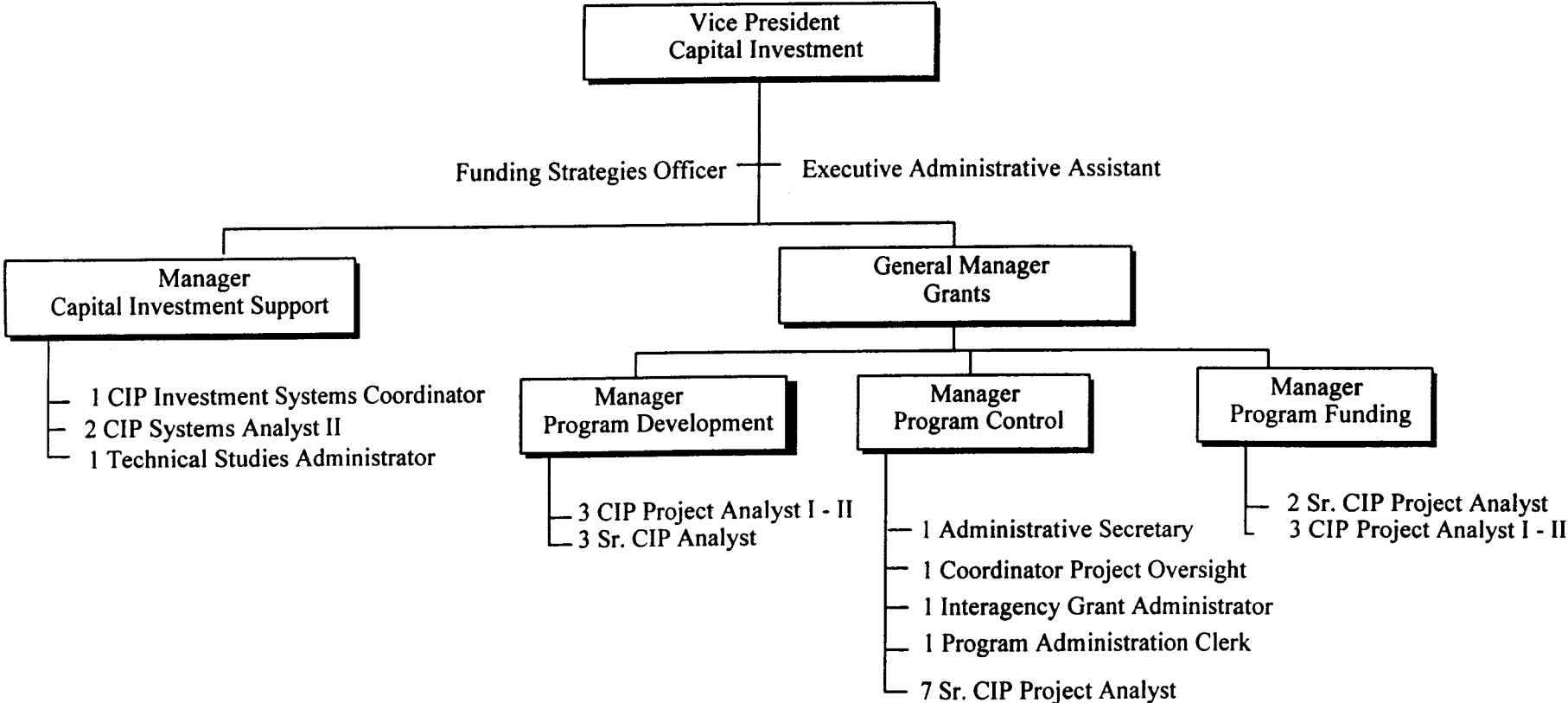
2000 BUDGET BY CATEGORY

DEPARTMENT 0805 COMPTROLLER

ROLLS UP TO DIVISION 0600

	1997 Actual	1998 Actual	1999 Budget	1999 Actual 1-5	1999 Forecast 6-12	1999 Total	2000 Budget
<u>POSITIONS</u>							
FULL TIME PERM	50	47	46	39	-	39	47
PART TIME	-	-	-	-	-	-	-
FULL TIME TEMP	-	-	-	3	-	3	-
STO POSITIONS	-	-	-	-	-	-	-
TOTAL POSITIONS	50	47	46	42	-	42	47
<u>HOURS</u>							
OPERATING HOURS	47,900	44,252	51,604	14,347	19,481	33,828	49,315
NON-OPERATING HOURS	38,208	36,452	33,526	18,058	25,202	43,260	38,893
TOTAL HOURS	86,108	80,704	85,130	32,405	44,683	77,088	88,208
<u>OPERATING EXPENSE</u>							
LABOR	1,514,684	1,439,404	1,723,762	437,024	1,049,648	1,486,672	1,850,158
MATERIAL	12,657	12,998	8,457	5,772	8,357	14,129	37,173
FUEL - REVENUE EQUIPMENT	-	-	-	-	-	-	-
ELECTRIC POWER - REV EQUIPMENT	-	-	-	-	-	-	-
PROV FOR INJURIES AND DAMAGES	-	-	-	-	-	-	-
PURCHASE OF SECURITY SERVICES	-	-	-	-	-	-	-
PURCHASE OF PARATRANSIT SVCS	-	-	-	-	-	-	-
UTILITIES	-	-	-	-	-	-	-
MAINTENANCE & REPAIR	-	-	42,388	-	-	-	38,000
ADVERTISING & PROMOTION	-	-	-	-	-	-	-
CONTRACTUAL SERVICES	53,483	53,886	351,994	90,764	93,517	184,281	317,137
PROV FOR PASSENGER SECURITY	-	-	-	-	-	-	-
LEASES & RENTALS	-	-	-	-	-	-	-
TRAVEL, TRAINING, SEMINARS & DUES	2,088	9,618	23,218	5,740	2,493	8,233	44,618
WARRANTY AND OTHER CREDITS	-	-	-	-	-	-	-
GENERAL EXPENSES	3,095	4,766	3,662	4,135	7,610	11,745	8,966
TOTAL OPERATING EXPENSE	1,586,007	1,520,672	2,153,481	543,435	1,161,625	1,705,060	2,296,052
<u>NON-OPERATING EXPENSE</u>							
LABOR	1,113,751	1,131,060	1,052,964	542,744	1,089,374	1,632,118	1,215,002
MATERIAL	872	1,012	-	14	305	319	-
OTHER SERVICES	310,325	317,038	-	75,117	93,028	168,145	-
TOTAL NON-OPERATING EXPENSE	1,424,948	1,449,110	1,052,964	617,875	1,182,707	1,800,582	1,215,002

**MANAGEMENT & PERFORMANCE
FINANCE
CAPITAL INVESTMENT**



CHICAGO TRANSIT AUTHORITY

2000 BUDGET BY CATEGORY

DEPARTMENT 0943

CAPITAL INVESTMENT

ROLLS UP TO DIVISION 0600

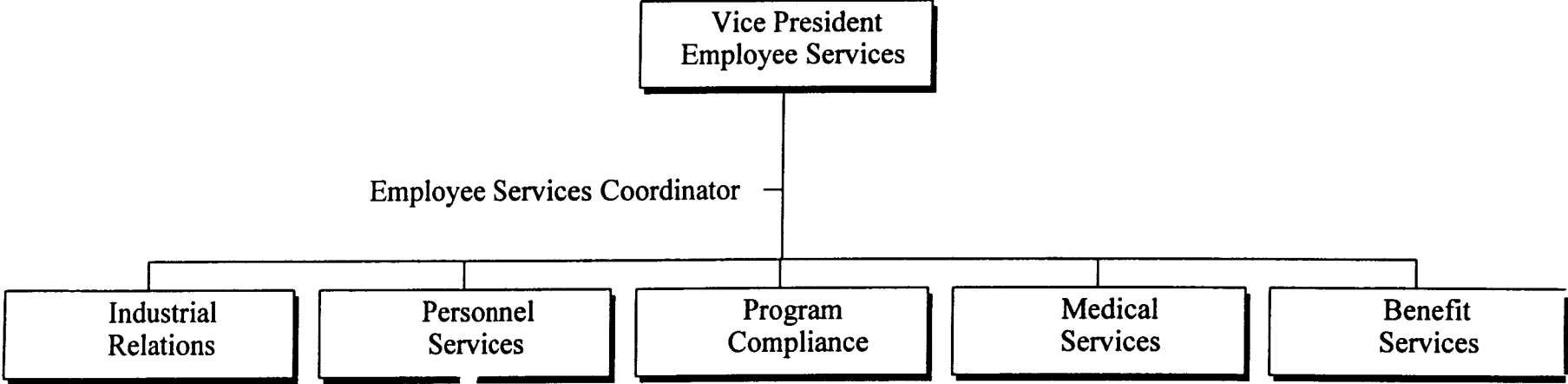
	1997 Actual	1998 Actual	1999 Budget	1999 Actual 1-5	1999 Forecast 6-12	1999 Total	2000 Budget
<u>POSITIONS</u>							
FULL TIME PERM	36	35	34	27	-	27	34
PART TIME	-	-	-	-	-	-	-
FULL TIME TEMP	-	-	-	1	-	1	-
STO POSITIONS	-	-	-	-	-	-	-
TOTAL POSITIONS	36	35	34	28	-	28	34
<u>HOURS</u>							
OPERATING HOURS	8,585	8,734	6,856	3,419	5,430	8,849	6,974
NON-OPERATING HOURS	55,447	44,743	56,326	18,988	29,652	48,640	57,082
TOTAL HOURS	64,032	53,477	63,182	22,407	35,082	57,489	64,056
<u>OPERATING EXPENSE</u>							
LABOR	370,679	336,570	304,097	129,033	203,185	332,218	313,780
MATERIAL	8,501	5,744	8,190	2,171	3,144	5,315	7,856
FUEL - REVENUE EQUIPMENT	-	-	-	-	-	-	-
ELECTRIC POWER - REV EQUIPMENT	-	-	-	-	-	-	-
PROV FOR INJURIES AND DAMAGES	-	-	-	-	-	-	-
PURCHASE OF SECURITY SERVICES	-	-	-	-	-	-	-
PURCHASE OF PARATRANSIT SVCS	-	-	-	-	-	-	-
UTILITIES	-	-	-	-	-	-	-
MAINTENANCE & REPAIR	-	-	-	-	-	-	-
ADVERTISING & PROMOTION	2,646	689	2,000	-	689	689	2,000
CONTRACTUAL SERVICES	15	-	-	-	-	-	-
PROV FOR PASSENGER SECURITY	-	-	-	-	-	-	-
LEASES & RENTALS	-	-	-	-	-	-	-
TRAVEL, TRAINING, SEMINARS & DUES	50	-	1,137	670	938	1,608	-
WARRANTY AND OTHER CREDITS	-	-	-	-	-	-	-
GENERAL EXPENSES	1,253	17,052	1,761	1,000	15,199	16,199	17,052
TOTAL OPERATING EXPENSE	383,144	360,055	317,185	132,874	223,155	356,029	340,688
<u>NON-OPERATING EXPENSE</u>							
LABOR	1,751,691	1,480,457	1,931,240	640,264	1,193,544	1,833,808	1,978,442
MATERIAL	-	-	-	-	-	-	-
OTHER SERVICES	501,653	418,368	422,065	178,978	434,708	613,686	-
TOTAL NON-OPERATING EXPENSE	2,253,344	1,898,825	2,353,305	819,242	1,628,252	2,447,494	1,978,442

CHICAGO TRANSIT AUTHORITY

2000 BUDGET BY CATEGORY

SECTOR	0602	EMPLOYEE SERVICES	ROLLS UP TO DIVISION 0600						
			1997 Actual	1998 Actual	1999 Budget	1999 Actual 1-5	1999 Forecast 6-12	1999 Total	2000 Budget
<u>POSITIONS</u>									
FULL TIME PERM			72	66	67	63	-	63	68
PART TIME			-	-	-	11	-	11	1
FULL TIME TEMP			-	-	-	24	-	24	-
STO POSITIONS			-	-	-	-	-	-	-
TOTAL POSITIONS			72	66	67	98	-	98	69
<u>HOURS</u>									
OPERATING HOURS			142,622	159,380	158,667	56,756	105,827	162,583	150,352
NON-OPERATING HOURS			-	-	-	-	-	-	-
TOTAL HOURS			142,622	159,380	158,667	56,756	105,827	162,583	150,352
<u>OPERATING EXPENSE</u>									
LABOR			4,446,517	4,758,538	4,804,915	1,780,331	2,913,351	4,693,682	4,939,691
MATERIAL			42,988	79,125	47,079	18,860	27,243	46,103	46,161
FUEL - REVENUE EQUIPMENT			-	-	-	-	-	-	-
ELECTRIC POWER - REV EQUIPMENT			-	-	-	-	-	-	-
PROV FOR INJURIES AND DAMAGES			-	-	-	-	-	-	-
PURCHASE OF SECURITY SERVICES			-	-	-	-	-	-	-
PURCHASE OF PARATRANSIT SVCS			-	-	-	-	-	-	-
UTILITIES			-	-	-	-	-	-	-
MAINTENANCE & REPAIR			10,049	399	-	-	399	399	399
ADVERTISING & PROMOTION			562	2,939	3,271	60	6	66	2,939
CONTRACTUAL SERVICES			2,400,706	3,183,487	1,928,756	575,430	1,534,121	2,109,551	2,515,216
PROV FOR PASSENGER SECURITY			-	-	-	-	-	-	-
LEASES & RENTALS			42,351	-	590	17,600	24,640	42,240	41,000
TRAVEL, TRAINING, SEMINARS & DUES			364	3,767	3,924	3,883	4,675	8,558	5,267
WARRANTY AND OTHER CREDITS			-	-	-	-	-	-	-
GENERAL EXPENSES			8,959	9,986	7,981	3,170	8,066	11,236	9,986
TOTAL OPERATING EXPENSE			6,952,496	8,038,241	6,796,516	2,399,334	4,512,501	6,911,835	7,560,659
<u>NON-OPERATING EXPENSE</u>									
LABOR			-	-	-	-	-	-	-
MATERIAL			-	-	-	-	-	-	-
OTHER SERVICES			15,154	19,320	-	8,592	12,029	20,621	20,784
TOTAL NON-OPERATING EXPENSE			15,154	19,320	-	8,592	12,029	20,621	20,784

**MANAGEMENT & PERFORMANCE
EMPLOYEE SERVICES
VICE PRESIDENT**



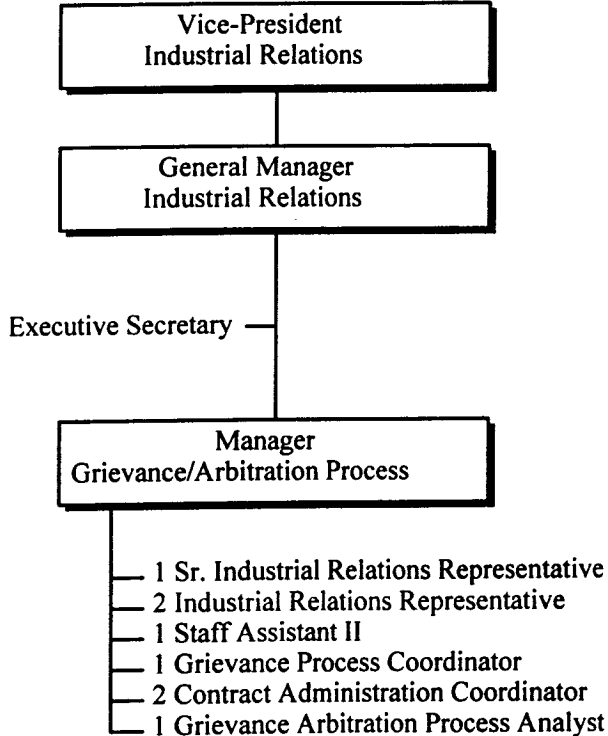
2 Total Positions

CHICAGO TRANSIT AUTHORITY

2000 BUDGET BY CATEGORY

DEPARTMENT 0607	EMPLOYEE SERVICES VP	ROLLS UP TO DIVISION 0600					1999 Total	2000 Budget
		1997 Actual	1998 Actual	1999 Budget	1999 Actual 1-5	1999 Forecast 6-12		
<u>POSITIONS</u>								
FULL TIME PERM		4	4	4	3	-	3	2
PART TIME		-	-	-	3	-	3	-
FULL TIME TEMP		-	-	-	24	-	24	-
STO POSITIONS		-	-	-	-	-	-	-
TOTAL POSITIONS		4	4	4	30	-	30	2
<u>HOURS</u>								
OPERATING HOURS		10,636	26,853	31,999	3,199	28,787	31,986	26,048
NON-OPERATING HOURS		-	-	-	-	-	-	-
TOTAL HOURS		10,636	26,853	31,999	3,199	28,787	31,986	26,048
<u>OPERATING EXPENSE</u>								
LABOR		378,767	634,766	699,901	128,581	502,787	631,368	534,224
MATERIAL		3,014	723	2,982	4,073	5,896	9,969	9,851
FUEL - REVENUE EQUIPMENT		-	-	-	-	-	-	-
ELECTRIC POWER - REV EQUIPMENT		-	-	-	-	-	-	-
PROV FOR INJURIES AND DAMAGES		-	-	-	-	-	-	-
PURCHASE OF SECURITY SERVICES		-	-	-	-	-	-	-
PURCHASE OF PARATRANSIT SVCS		-	-	-	-	-	-	-
UTILITIES		-	-	-	-	-	-	-
MAINTENANCE & REPAIR		-	399	-	-	399	399	399
ADVERTISING & PROMOTION		-	-	-	-	-	-	-
CONTRACTUAL SERVICES		20,690	7,854	9,000	1,038	43,467	44,505	37,854
PROV FOR PASSENGER SECURITY		-	-	-	-	-	-	-
LEASES & RENTALS		10,588	-	590	10,588	14,823	25,411	25,000
TRAVEL, TRAINING, SEMINARS & DUES		-	-	1,000	445	623	1,068	-
WARRANTY AND OTHER CREDITS		-	-	-	-	-	-	-
GENERAL EXPENSES		1,315	1,853	1,690	1,994	1,462	3,456	1,853
TOTAL OPERATING EXPENSE		414,374	645,595	715,163	146,719	569,457	716,176	609,181
<u>NON-OPERATING EXPENSE</u>								
LABOR		-	-	-	-	-	-	-
MATERIAL		-	-	-	-	-	-	-
OTHER SERVICES		-	-	-	-	-	-	-
TOTAL NON-OPERATING EXPENSE		-	-	-	-	-	-	-

**MANAGEMENT & PERFORMANCE
EMPLOYEE SERVICES
INDUSTRIAL RELATIONS**



12 Total Positions

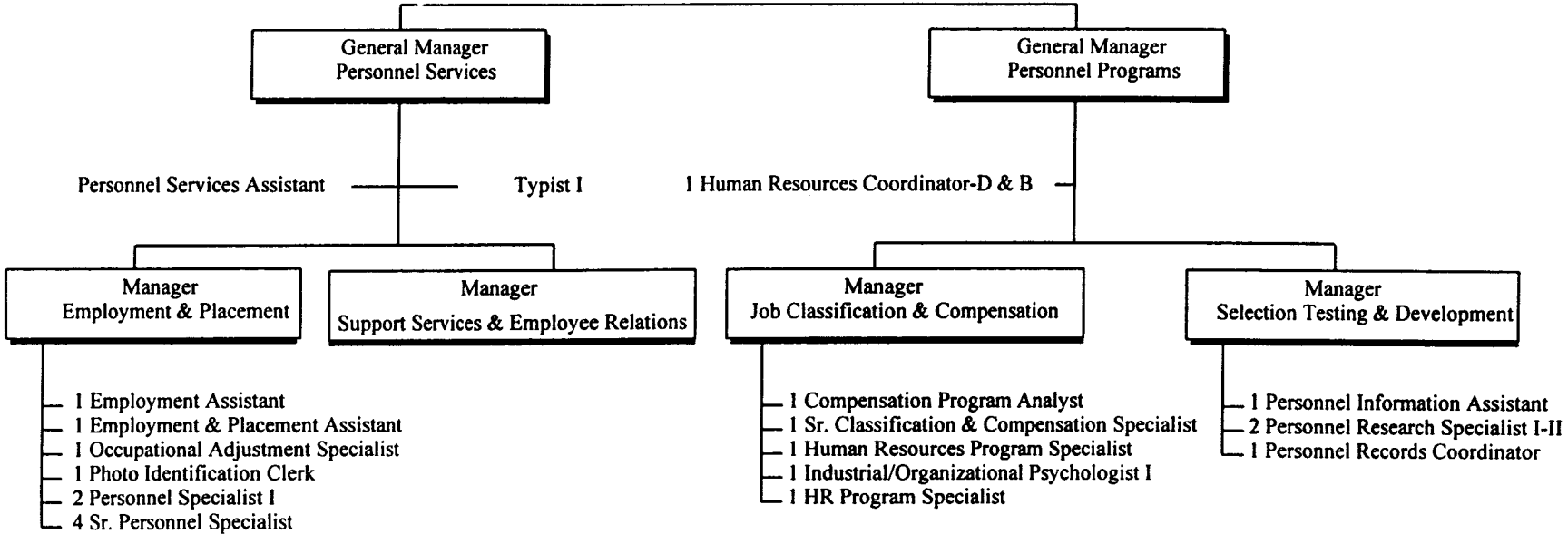
CHICAGO TRANSIT AUTHORITY
2000 BUDGET BY CATEGORY

DEPARTMENT 0081 INDUSTRIAL RELATIONS

ROLLS UP TO DIVISION 0600

	1997 Actual	1998 Actual	1999 Budget	1999 Actual 1-5	1999 Forecast 6-12	1999 Total	2000 Budget
<u>POSITIONS</u>							
FULL TIME PERM	12	10	10	11	-	11	12
PART TIME	-	-	-	-	-	-	-
FULL TIME TEMP	-	-	-	-	-	-	-
STO POSITIONS	-	-	-	-	-	-	-
TOTAL POSITIONS	12	10	10	11	-	11	12
<u>HOURS</u>							
OPERATING HOURS	21,631	22,242	18,117	8,630	12,810	21,440	22,088
NON-OPERATING HOURS	-	-	-	-	-	-	-
TOTAL HOURS	21,631	22,242	18,117	8,630	12,810	21,440	22,088
<u>OPERATING EXPENSE</u>							
LABOR	697,328	730,109	653,599	269,709	406,988	676,697	855,813
MATERIAL	5,142	3,242	4,293	2,191	3,173	5,364	5,269
FUEL - REVENUE EQUIPMENT	-	-	-	-	-	-	-
ELECTRIC POWER - REV EQUIPMENT	-	-	-	-	-	-	-
PROV FOR INJURIES AND DAMAGES	-	-	-	-	-	-	-
PURCHASE OF SECURITY SERVICES	-	-	-	-	-	-	-
PURCHASE OF PARATRANSIT SVCS	-	-	-	-	-	-	-
UTILITIES	-	-	-	-	-	-	-
MAINTENANCE & REPAIR	-	-	-	-	-	-	-
ADVERTISING & PROMOTION	19	-	-	-	-	-	-
CONTRACTUAL SERVICES	539,015	1,324,329	125,574	67,642	197,610	265,252	176,516
PROV FOR PASSENGER SECURITY	-	-	-	-	-	-	-
LEASES & RENTALS	-	-	-	-	-	-	-
TRAVEL, TRAINING, SEMINARS & DUES	-	-	2,000	550	770	1,320	1,500
WARRANTY AND OTHER CREDITS	-	-	-	-	-	-	-
GENERAL EXPENSES	5,611	4,910	3,550	211	4,424	4,635	4,910
TOTAL OPERATING EXPENSE	1,247,115	2,062,590	789,016	340,303	612,965	953,268	1,044,008
<u>NON-OPERATING EXPENSE</u>							
LABOR	-	-	-	-	-	-	-
MATERIAL	-	-	-	-	-	-	-
OTHER SERVICES	-	2,259	-	-	-	-	-
TOTAL NON-OPERATING EXPENSE	-	2,259	-	-	-	-	-

**MANAGEMENT & PERFORMANCE
EMPLOYEE SERVICES
PERSONNEL SERVICES**



27 Total Positions

CHICAGO TRANSIT AUTHORITY

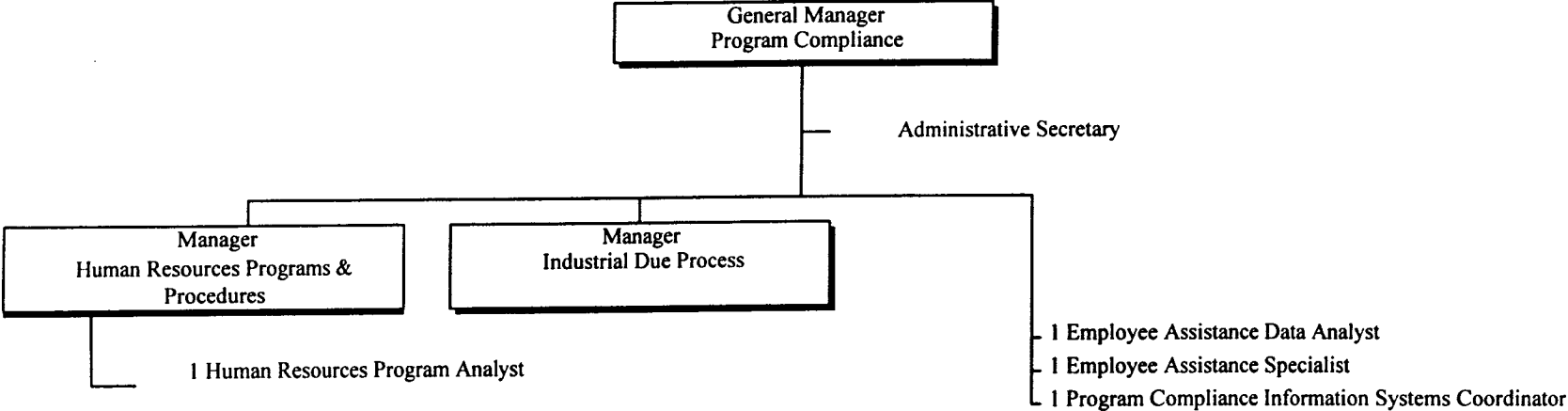
2000 BUDGET BY CATEGORY

DEPARTMENT 0606 PERSONNEL SERVICES

ROLLS UP TO DIVISION 0600

	1997 Actual	1998 Actual	1999 Budget	1999 Actual 1-5	1999 Forecast 6-12	1999 Total	2000 Budget
POSITIONS							
FULL TIME PERM	27	25	26	24	-	24	27
PART TIME	-	-	-	7	-	7	-
FULL TIME TEMP	-	-	-	-	-	-	-
STO POSITIONS	-	-	-	-	-	-	-
TOTAL POSITIONS	27	25	26	31	-	31	27
HOURS							
OPERATING HOURS	56,603	59,797	55,336	25,333	36,491	61,824	50,208
NON-OPERATING HOURS	-	-	-	-	-	-	-
TOTAL HOURS	56,603	59,797	55,336	25,333	36,491	61,824	50,208
OPERATING EXPENSE							
LABOR	1,643,507	1,717,765	1,706,815	701,393	1,020,726	1,722,119	1,710,545
MATERIAL	10,556	41,143	16,618	5,345	7,700	13,045	12,168
FUEL - REVENUE EQUIPMENT	-	-	-	-	-	-	-
ELECTRIC POWER - REV EQUIPMENT	-	-	-	-	-	-	-
PROV FOR INJURIES AND DAMAGES	-	-	-	-	-	-	-
PURCHASE OF SECURITY SERVICES	-	-	-	-	-	-	-
PURCHASE OF PARATRANSIT SVCS	-	-	-	-	-	-	-
UTILITIES	-	-	-	-	-	-	-
MAINTENANCE & REPAIR	10,049	-	-	-	-	-	-
ADVERTISING & PROMOTION	543	2,939	3,271	60	6	66	2,939
CONTRACTUAL SERVICES	6,820	26,954	50,188	15,222	19,606	34,828	347,954
PROV FOR PASSENGER SECURITY	-	-	-	-	-	-	-
LEASES & RENTALS	-	-	-	-	-	-	-
TRAVEL, TRAINING, SEMINARS & DUES	61	230	-	1,216	1,932	3,148	230
WARRANTY AND OTHER CREDITS	-	-	-	-	-	-	-
GENERAL EXPENSES	879	1,829	1,147	59	334	393	1,829
TOTAL OPERATING EXPENSE	1,672,415	1,790,860	1,778,039	723,295	1,050,304	1,773,599	2,075,665
NON-OPERATING EXPENSE							
LABOR	-	-	-	-	-	-	-
MATERIAL	-	-	-	-	-	-	-
OTHER SERVICES	949	-	-	8,592	12,029	20,621	20,784
TOTAL NON-OPERATING EXPENSE	949	-	-	8,592	12,029	20,621	20,784

**MANAGEMENT & PERFORMANCE
EMPLOYEE SERVICES
PROGRAM COMPLIANCE**



8 Total Positions

CHICAGO TRANSIT AUTHORITY

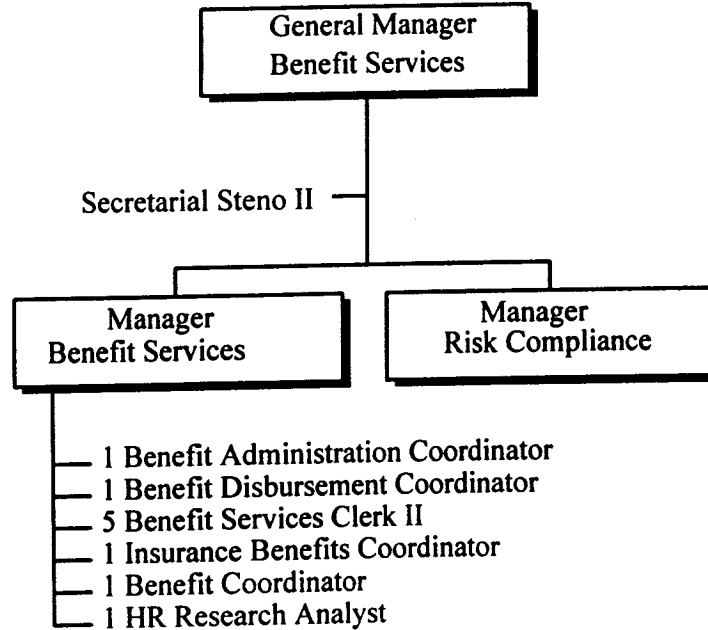
2000 BUDGET BY CATEGORY

DEPARTMENT 0618 PROGRAM COMPLIANCE

ROLLS UP TO DIVISION 0600

	1997 Actual	1998 Actual	1999 Budget	1999 Actual 1-5	1999 Forecast 6-12	1999 Total	2000 Budget
POSITIONS							
FULL TIME PERM	8	8	8	8	-	8	8
PART TIME	-	-	-	-	-	-	-
FULL TIME TEMP	-	-	-	-	-	-	-
STO POSITIONS	-	-	-	-	-	-	-
TOTAL POSITIONS	8	8	8	8	-	8	8
HOURS							
OPERATING HOURS	14,979	15,056	14,523	6,686	9,513	16,199	14,712
NON-OPERATING HOURS	-	-	-	-	-	-	-
TOTAL HOURS	14,979	15,056	14,523	6,686	9,513	16,199	14,712
OPERATING EXPENSE							
LABOR	512,490	526,075	523,716	245,032	355,808	600,840	551,546
MATERIAL	5,975	1,581	2,981	1,611	2,308	3,919	3,866
FUEL - REVENUE EQUIPMENT	-	-	-	-	-	-	-
ELECTRIC POWER - REV EQUIPMENT	-	-	-	-	-	-	-
PROV FOR INJURIES AND DAMAGES	-	-	-	-	-	-	-
PURCHASE OF SECURITY SERVICES	-	-	-	-	-	-	-
PURCHASE OF PARATRANSIT SVCS	-	-	-	-	-	-	-
UTILITIES	-	-	-	-	-	-	-
MAINTENANCE & REPAIR	-	-	-	-	-	-	-
ADVERTISING & PROMOTION	-	-	-	-	-	-	-
CONTRACTUAL SERVICES	117	31,763	21,175	100	50	150	31,763
PROV FOR PASSENGER SECURITY	-	-	-	-	-	-	-
LEASES & RENTALS	31,763	-	-	7,012	9,817	16,829	16,000
TRAVEL, TRAINING, SEMINARS & DUES	155	2,292	56	1,672	105	1,777	2,292
WARRANTY AND OTHER CREDITS	-	-	-	-	-	-	-
GENERAL EXPENSES	1,014	820	979	906	1,272	2,178	820
TOTAL OPERATING EXPENSE	551,514	562,531	548,907	256,333	369,360	625,693	606,287
NON-OPERATING EXPENSE							
LABOR	-	-	-	-	-	-	-
MATERIAL	-	-	-	-	-	-	-
OTHER SERVICES	-	-	-	-	-	-	-
TOTAL NON-OPERATING EXPENSE	-	-	-	-	-	-	-

**MANAGEMENT & PERFORMANCE
EMPLOYEE SERVICES
BENEFIT SERVICES**



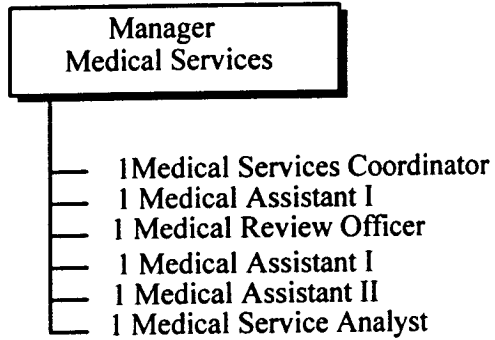
14 Total Positions

CHICAGO TRANSIT AUTHORITY

2000 BUDGET BY CATEGORY

DEPARTMENT 0623	BENEFIT SERVICES	ROLLS UP TO DIVISION 0600						
		1997 Actual	1998 Actual	1999 Budget	1999 Actual 1-5	1999 Forcast 6-12	1999 Total	2000 Budget
<u>POSITIONS</u>								
FULL TIME PERM		15	13	-	12	-	12	13
PART TIME		-	-	-	1	-	1	1
FULL TIME TEMP		-	-	-	-	-	-	-
STO POSITIONS		-	-	-	-	-	-	-
TOTAL POSITIONS		15	13	-	13	-	13	14
<u>HOURS</u>								
OPERATING HOURS		-	24,650	-	9,249	13,116	22,365	25,872
NON-OPERATING HOURS		-	-	-	-	-	-	-
TOTAL HOURS		-	24,650	-	9,249	13,116	22,365	25,872
<u>OPERATING EXPENSE</u>								
LABOR		-	807,444	-	315,351	456,780	772,131	924,855
MATERIAL		-	4,689	-	1,888	2,735	4,623	5,597
FUEL - REVENUE EQUIPMENT		-	-	-	-	-	-	-
ELECTRIC POWER - REV EQUIPMENT		-	-	-	-	-	-	-
PROV FOR INJURIES AND DAMAGES		-	-	-	-	-	-	-
PURCHASE OF SECURITY SERVICES		-	-	-	-	-	-	-
PURCHASE OF PARATRANSIT SVCS		-	-	-	-	-	-	-
UTILITIES		-	-	-	-	-	-	-
MAINTENANCE & REPAIR		-	-	-	-	-	-	-
ADVERTISING & PROMOTION		-	-	-	-	-	-	-
CONTRACTUAL SERVICES		-	600,976	-	199,174	532,335	731,509	729,518
PROV FOR PASSENGER SECURITY		-	-	-	-	-	-	-
LEASES & RENTALS		-	-	-	-	-	-	-
TRAVEL, TRAINING, SEMINARS & DUES		-	720	-	-	720	720	720
WARRANTY AND OTHER CREDITS		-	-	-	-	-	-	-
GENERAL EXPENSES		-	-	-	-	-	-	-
TOTAL OPERATING EXPENSE		-	1,413,829	-	516,413	992,570	1,508,983	1,660,690
<u>NON-OPERATING EXPENSE</u>								
LABOR		-	-	-	-	-	-	-
MATERIAL		-	-	-	-	-	-	-
OTHER SERVICES		-	-	-	-	-	-	-
TOTAL NON-OPERATING EXPENSE		-	-	-	-	-	-	-

**MANAGEMENT & PERFORMANCE
EMPLOYEE SERVICES
MEDICAL SERVICES**



6 Total Positions

CHICAGO TRANSIT AUTHORITY

2000 BUDGET BY CATEGORY

DEPARTMENT 0641 MEDICAL SERVICES

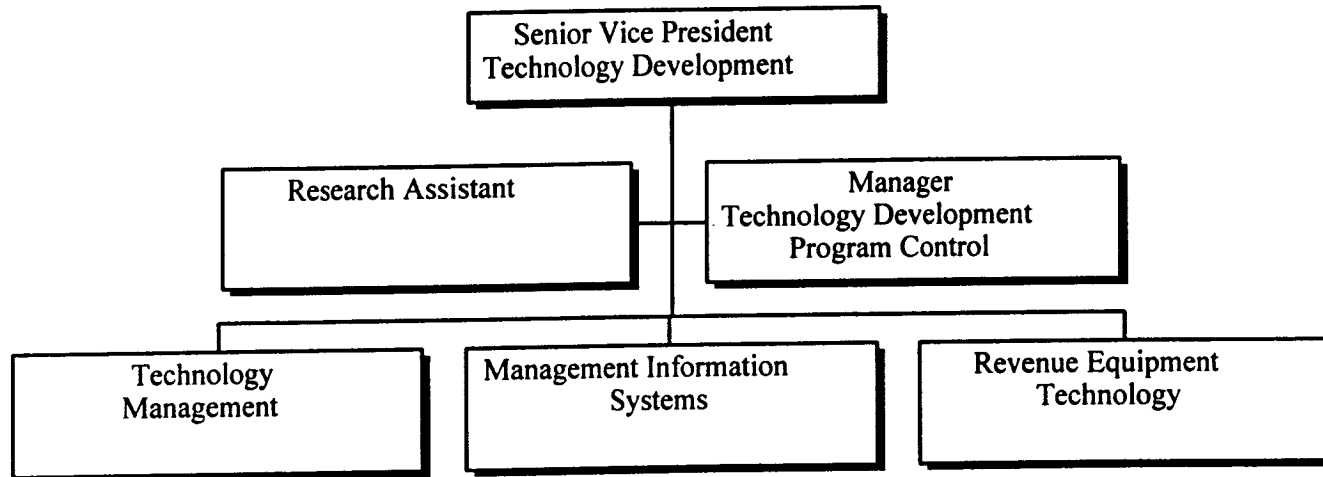
ROLLS UP TO DIVISION 0600

	1997 Actual	1998 Actual	1999 Budget	1999 Actual 1-5	1999 Forecast 6-12	1999 Total	2000 Budget
<u>POSITIONS</u>							
FULL TIME PERM	6	6	19	5	-	5	6
PART TIME	-	-	-	-	-	-	-
FULL TIME TEMP	-	-	-	-	-	-	-
STO POSITIONS	-	-	-	-	-	-	-
TOTAL POSITIONS	6	6	19	5	-	5	6
<u>HOURS</u>							
OPERATING HOURS	38,773	10,782	38,692	3,659	5,110	8,769	11,424
NON-OPERATING HOURS	-	-	-	-	-	-	-
TOTAL HOURS	38,773	10,782	38,692	3,659	5,110	8,769	11,424
<u>OPERATING EXPENSE</u>							
LABOR	1,214,425	342,379	1,220,884	120,265	170,262	290,527	362,708
MATERIAL	18,301	27,747	20,205	3,752	5,431	9,183	9,410
FUEL - REVENUE EQUIPMENT	-	-	-	-	-	-	-
ELECTRIC POWER - REV EQUIPMENT	-	-	-	-	-	-	-
PROV FOR INJURIES AND DAMAGES	-	-	-	-	-	-	-
PURCHASE OF SECURITY SERVICES	-	-	-	-	-	-	-
PURCHASE OF PARATRANSIT SVCS	-	-	-	-	-	-	-
UTILITIES	-	-	-	-	-	-	-
MAINTENANCE & REPAIR	-	-	-	-	-	-	-
ADVERTISING & PROMOTION	-	-	-	-	-	-	-
CONTRACTUAL SERVICES	1,834,064	1,191,611	1,722,819	292,254	741,053	1,033,307	1,191,611
PROV FOR PASSENGER SECURITY	-	-	-	-	-	-	-
LEASES & RENTALS	-	-	-	-	-	-	-
TRAVEL, TRAINING, SEMINARS & DUES	148	525	868	-	525	525	525
WARRANTY AND OTHER CREDITS	-	-	-	-	-	-	-
GENERAL EXPENSES	140	574	615	-	574	574	574
TOTAL OPERATING EXPENSE	3,067,078	1,562,836	2,965,391	416,271	917,845	1,334,116	1,564,828
<u>NON-OPERATING EXPENSE</u>							
LABOR	-	-	-	-	-	-	-
MATERIAL	-	-	-	-	-	-	-
OTHER SERVICES	14,205	17,061	-	-	-	-	-
TOTAL NON-OPERATING EXPENSE	14,205	17,061	-	-	-	-	-

CHICAGO TRANSIT AUTHORITY
2000 BUDGET BY CATEGORY

SECTOR	0705	TECHNOLOGY DEVELOPMENT	ROLLS UP TO DIVISION 0600					2000 Budget	
			1997 Actual	1998 Actual	1999 Budget	1999 Actual 1-5	1999 Forecast 6-12		1999 Total
<u>POSITIONS</u>									
FULL TIME PERM			257	250	265	235	-	235	248
PART TIME			1	1	2	5	-	5	2
FULL TIME TEMP			-	-	-	3	-	3	1
STO POSITIONS			-	-	-	-	-	-	-
TOTAL POSITIONS			258	251	267	243	-	243	251
<u>HOURS</u>									
OPERATING HOURS			463,922	506,799	505,576	217,611	308,867	526,478	495,396
NON-OPERATING HOURS			128,003	11,069	5,140	647	58	705	4,316
TOTAL HOURS			591,925	517,868	510,716	218,258	308,925	527,183	499,712
<u>OPERATING EXPENSE</u>									
LABOR			14,152,408	16,353,743	16,720,296	7,236,956	10,158,648	17,395,604	16,601,547
MATERIAL			977,764	2,680,815	1,053,473	792,199	545,825	1,338,024	1,489,001
FUEL - REVENUE EQUIPMENT			-	-	-	-	-	-	-
ELECTRIC POWER - REV EQUIPMENT			-	-	-	-	-	-	-
PROV FOR INJURIES AND DAMAGES			-	-	-	-	-	-	-
PURCHASE OF SECURITY SERVICES			-	9,184	-	-	9,185	9,185	9,184
PURCHASE OF PARATRANSIT SVCS			-	-	-	-	-	-	-
UTILITIES			-	-	-	-	-	-	-
MAINTENANCE & REPAIR			3,774,494	3,938,684	5,673,383	1,341,133	2,835,604	4,176,737	4,294,512
ADVERTISING & PROMOTION			-	-	-	-	-	-	-
CONTRACTUAL SERVICES			505,446	2,809,212	1,504,376	750,216	1,182,156	1,932,372	2,556,856
PROV FOR PASSENGER SECURITY			-	-	-	-	-	-	-
LEASES & RENTALS			715,604	1,580,595	1,144,527	754,898	919,414	1,674,312	1,243,739
TRAVEL, TRAINING, SEMINARS & DUES			80,727	82,954	62,788	18,152	73,370	91,522	69,875
WARRANTY AND OTHER CREDITS			-	-	-	-	-	-	-
GENERAL EXPENSES			225,781	205,500	169,773	79,740	41,370	121,110	338,550
TOTAL OPERATING EXPENSE			20,432,224	27,660,687	26,328,616	10,973,294	15,765,572	26,738,866	26,603,264
<u>NON-OPERATING EXPENSE</u>									
LABOR			3,074,215	439,148	225,984	27,107	6,170	33,277	194,704
MATERIAL			-8,354	-1,543	-	-3,652	53	-3,599	-
OTHER SERVICES			28,469,039	16,725,330	5,019,072	8,402,608	1,886,946	10,289,554	-
TOTAL NON-OPERATING EXPENSE			31,534,900	17,162,935	5,245,056	8,426,063	1,893,169	10,319,232	194,704

**MANAGEMENT & PERFORMANCE
TECHNOLOGY DEVELOPMENT
SENIOR VICE PRESIDENT**



3 Total Positions

CHICAGO TRANSIT AUTHORITY

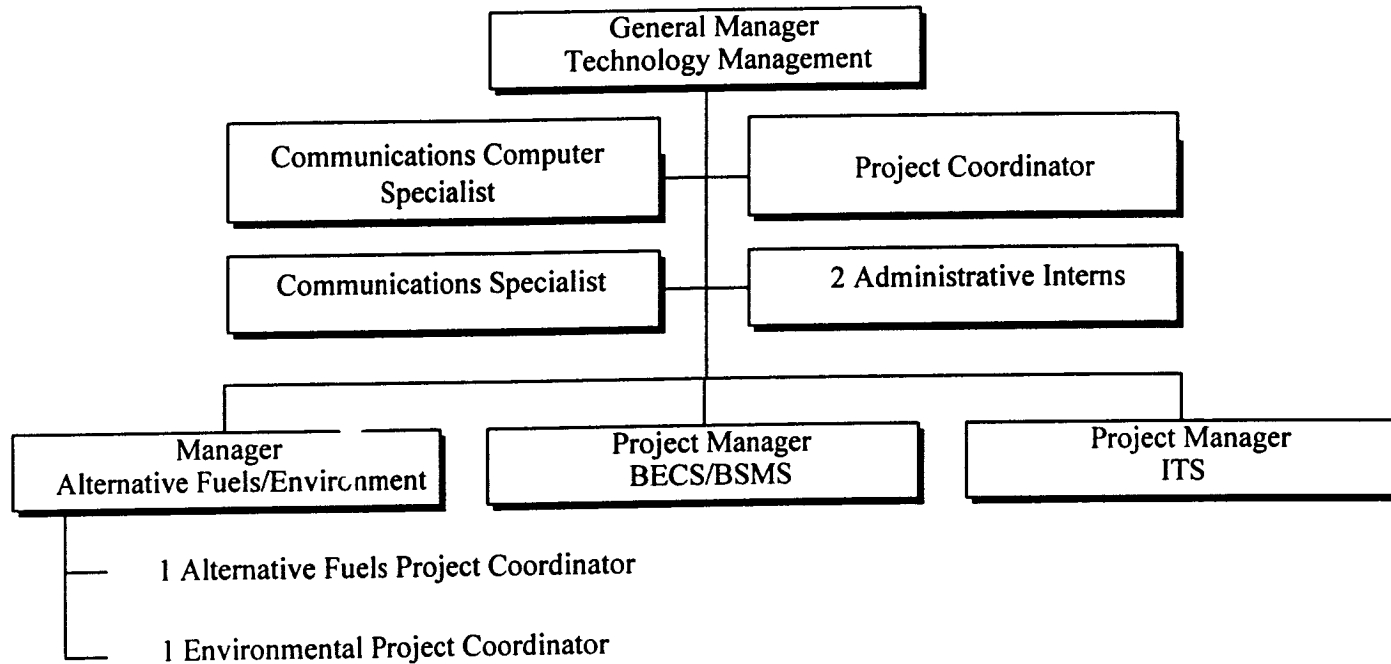
2000 BUDGET BY CATEGORY

DEPARTMENT 0706 TECH DVLP SR VP

ROLLS UP TO DIVISION 0600

	1997 Actual	1998 Actual	1999 Budget	1999 Actual 1-5	1999 Forcast 6-12	1999 Total	2000 Budget
<u>POSITIONS</u>							
FULL TIME PERM	2	2	3	3	-	3	3
PART TIME	-	-	-	4	-	4	-
FULL TIME TEMP	-	-	-	-	-	-	-
STO POSITIONS	-	-	-	-	-	-	-
TOTAL POSITIONS	2	2	3	7	-	7	3
<u>HOURS</u>							
OPERATING HOURS	4,080	4,422	8,474	3,353	4,948	8,301	5,592
NON-OPERATING HOURS	-	-	-	-	-	-	-
TOTAL HOURS	4,080	4,422	8,474	3,353	4,948	8,301	5,592
<u>OPERATING EXPENSE</u>							
LABOR	202,221	223,673	301,705	152,196	224,769	376,965	279,886
MATERIAL	1,475	1,406	1,855	2,541	3,807	6,348	2,000
FUEL - REVENUE EQUIPMENT	-	-	-	-	-	-	-
ELECTRIC POWER - REV EQUIPMENT	-	-	-	-	-	-	-
PROV FOR INJURIES AND DAMAGES	-	-	-	-	-	-	-
PURCHASE OF SECURITY SERVICES	-	-	-	-	-	-	-
PURCHASE OF PARATRANSIT SVCS	-	-	-	-	-	-	-
UTILITIES	-	-	-	-	-	-	-
MAINTENANCE & REPAIR	-	-	-	-	-	-	-
ADVERTISING & PROMOTION	-	-	-	-	-	-	-
CONTRACTUAL SERVICES	3,403	-	-	60	85	145	-
PROV FOR PASSENGER SECURITY	-	-	-	-	-	-	-
LEASES & RENTALS	-	-	-	-	-	-	-
TRAVEL, TRAINING, SEMINARS & DUES	11,065	19,206	6,000	7,255	2,067	9,322	6,067
WARRANTY AND OTHER CREDITS	-	-	-	-	-	-	-
GENERAL EXPENSES	1,378	50	2,305	10,326	-	10,326	-
TOTAL OPERATING EXPENSE	219,542	244,335	311,865	172,378	230,728	403,106	287,953
<u>NON-OPERATING EXPENSE</u>							
LABOR	-	-	-	-	-	-	-
MATERIAL	-	-	-	-	-	-	-
OTHER SERVICES	-	3,732	-	-	-	-	-
TOTAL NON-OPERATING EXPENSE	-	3,732	-	-	-	-	-

MANAGEMENT & PERFORMANCE TECHNOLOGY DEVELOPMENT TECHNOLOGY MANAGEMENT



11 Total Positions

CHICAGO TRANSIT AUTHORITY

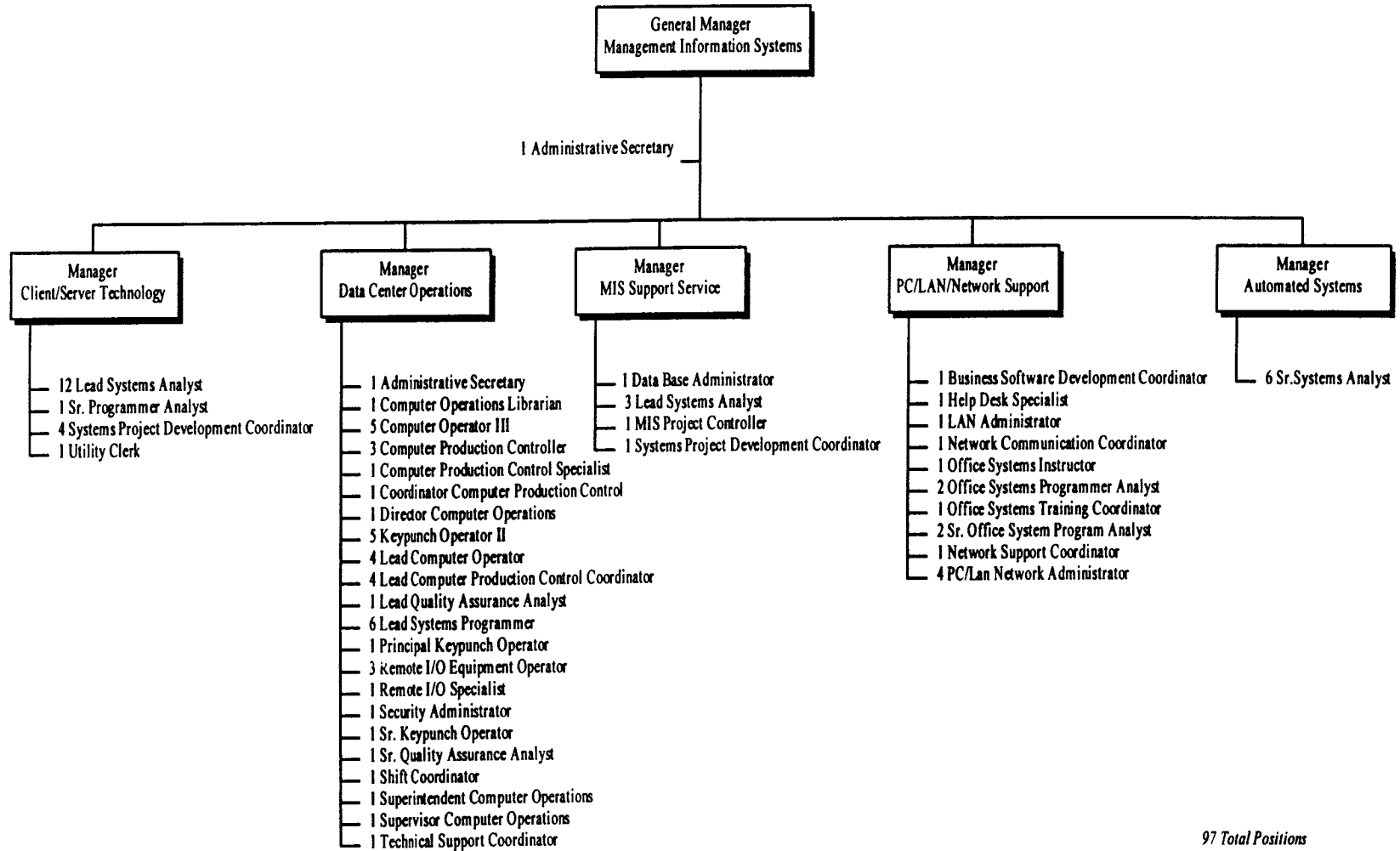
2000 BUDGET BY CATEGORY

DEPARTMENT 0614 TECHNOLOGY MANAGEMENT

ROLLS UP TO DIVISION 0600

	1997 Actual	1998 Actual	1999 Budget	1999 Actual 1-5	1999 Forecast 6-12	1999 Total	2000 Budget
<u>POSITIONS</u>							
FULL TIME PERM	9	9	9	7	-	7	9
PART TIME	1	1	2	1	-	1	2
FULL TIME TEMP	-	-	-	1	-	1	-
STO POSITIONS	-	-	-	-	-	-	-
TOTAL POSITIONS	10	10	11	9	-	9	11
<u>HOURS</u>							
OPERATING HOURS	15,564	11,301	18,656	6,553	6,191	12,744	15,660
NON-OPERATING HOURS	9,874	7,617	5,140	504	288	792	4,316
TOTAL HOURS	25,438	18,918	23,796	7,057	6,479	13,536	19,976
<u>OPERATING EXPENSE</u>							
LABOR	527,911	400,379	721,136	268,498	267,655	536,153	612,715
MATERIAL	7,528	1,741,957	4,170	735	1,084	1,819	3,987
FUEL - REVENUE EQUIPMENT	-	-	-	-	-	-	-
ELECTRIC POWER - REV EQUIPMENT	-	-	-	-	-	-	-
PROV FOR INJURIES AND DAMAGES	-	-	-	-	-	-	-
PURCHASE OF SECURITY SERVICES	-	-	-	-	-	-	-
PURCHASE OF PARATRANSIT SVCS	-	-	-	-	-	-	-
UTILITIES	-	-	-	-	-	-	-
MAINTENANCE & REPAIR	-	486	-	-	-	-	-
ADVERTISING & PROMOTION	-	-	-	-	-	-	-
CONTRACTUAL SERVICES	9,624	1,800,091	-	-	-	-	20
PROV FOR PASSENGER SECURITY	-	-	-	-	-	-	-
LEASES & RENTALS	-	-125	-	93,055	-	93,055	-
TRAVEL, TRAINING, SEMINARS & DUES	361	2,811	2,319	4,537	10,020	14,557	1,662
WARRANTY AND OTHER CREDITS	-	-	-	-	-	-	-
GENERAL EXPENSES	466	554	928	592	630	1,222	16,443
TOTAL OPERATING EXPENSE	545,890	3,946,153	728,553	367,417	279,389	646,806	634,827
<u>NON-OPERATING EXPENSE</u>							
LABOR	405,886	329,697	225,984	22,336	16,485	38,821	194,704
MATERIAL	-	-	-	38	53	91	-
OTHER SERVICES	6,868,522	6,620,412	5,019,072	2,813,822	200,454	3,014,276	-
TOTAL NON-OPERATING EXPENSE	7,274,408	6,950,109	5,245,056	2,836,196	216,992	3,053,188	194,704

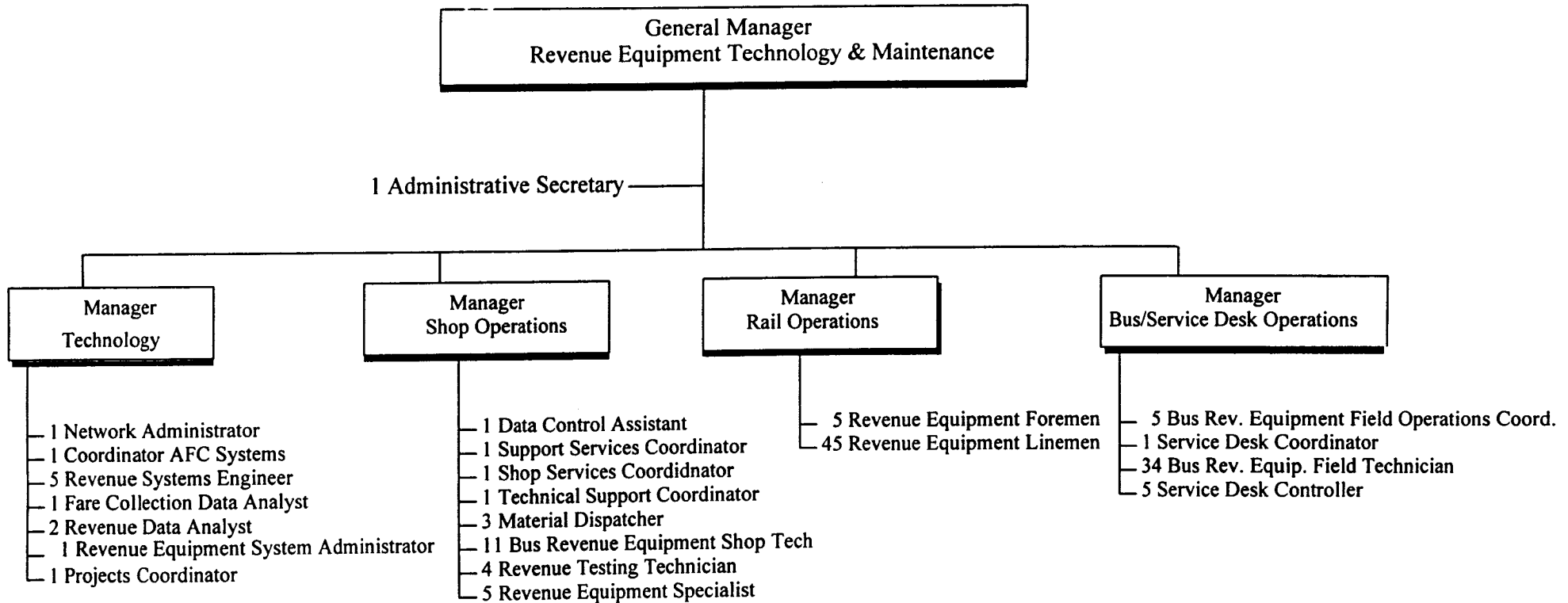
**MANAGEMENT & PERFORMANCE
TECHNOLOGY DEVELOPMENT
MANAGEMENT INFORMATION SYSTEMS**



CHICAGO TRANSIT AUTHORITY
2000 BUDGET BY CATEGORY

DEPARTMENT 0835	MANAGEMENT INFORMATION SYSTEMS			ROLLS UP TO DIVISION 0600		1999 Total	2000 Budget
	1997 Actual	1998 Actual	1999 Budget	1999 Actual 1-5	1999 Forecast 6-12		
<u>POSITIONS</u>							
FULL TIME PERM	107	104	113	98	-	98	97
PART TIME	-	-	-	-	-	-	-
FULL TIME TEMP	-	-	-	1	-	1	-
STO POSITIONS	-	-	-	-	-	-	-
TOTAL POSITIONS	107	104	113	99	-	99	97
<u>HOURS</u>							
OPERATING HOURS	196,517	190,042	208,441	77,245	112,239	189,484	179,528
NON-OPERATING HOURS	-	-	-	-	-	-	-
TOTAL HOURS	196,517	190,042	208,441	77,245	112,239	189,484	179,528
<u>OPERATING EXPENSE</u>							
LABOR	6,264,328	6,387,316	7,136,569	2,643,337	3,938,916	6,582,253	6,313,217
MATERIAL	387,762	389,839	420,468	547,925	184,726	732,651	421,824
FUEL - REVENUE EQUIPMENT	-	-	-	-	-	-	-
ELECTRIC POWER - REV EQUIPMENT	-	-	-	-	-	-	-
PROV FOR INJURIES AND DAMAGES	-	-	-	-	-	-	-
PURCHASE OF SECURITY SERVICES	-	-	-	-	-	-	-
PURCHASE OF PARATRANSIT SVCS	-	-	-	-	-	-	-
UTILITIES	-	-	-	-	-	-	-
MAINTENANCE & REPAIR	3,737,494	3,875,850	5,644,365	1,291,204	2,808,104	4,099,308	4,267,231
ADVERTISING & PROMOTION	-	-	-	-	-	-	-
CONTRACTUAL SERVICES	480,063	996,437	1,487,376	746,630	1,168,975	1,915,605	2,540,301
PROV FOR PASSENGER SECURITY	-	-	-	-	-	-	-
LEASES & RENTALS	141,970	118,996	191,866	35,004	210,454	245,458	277,772
TRAVEL, TRAINING, SEMINARS & DUES	66,301	50,420	54,469	5,970	61,276	67,246	51,646
WARRANTY AND OTHER CREDITS	-	-	-	-	-	-	-
GENERAL EXPENSES	185,250	169,869	140,540	53,375	11,774	65,149	287,876
TOTAL OPERATING EXPENSE	11,263,168	11,988,727	15,075,653	5,323,445	8,384,225	13,707,670	14,159,867
<u>NON-OPERATING EXPENSE</u>							
LABOR	-	-	-	-	-	-	-
MATERIAL	-1,193	-1,543	-	-201	-	-201	-
OTHER SERVICES	3,392,919	5,090,726	-	2,737,433	-	2,737,433	-
TOTAL NON-OPERATING EXPENSE	3,391,726	5,089,183	-	2,737,232	-	2,737,232	-

**MANAGEMENT & PERFORMANCE
TECHNOLOGY DEVELOPMENT
REVENUE EQUIPMENT TECHNOLOGY & MAINTENANCE**



140 Total Positions

CHICAGO TRANSIT AUTHORITY

2000 BUDGET BY CATEGORY

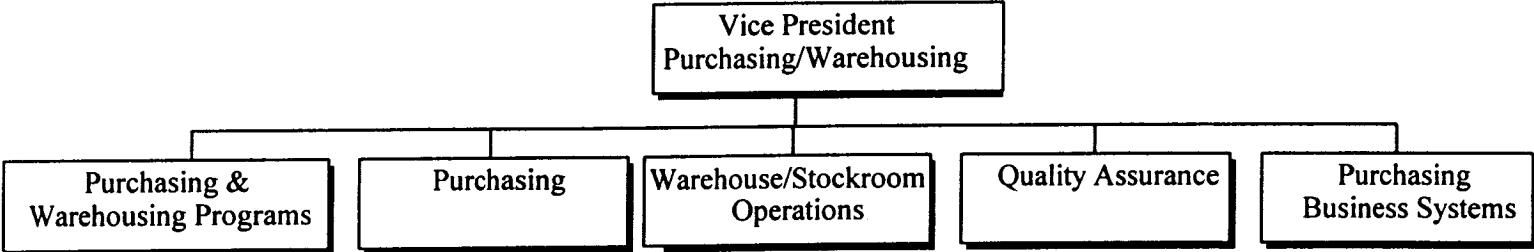
DEPARTMENT 0854	REV EQUIP TECH & MAINT	ROLLS UP TO DIVISION 0600						2000
		1997	1998	1999	1999	1999	1999	Budget
		Actual	Actual	Budget	Actual 1-5	Forecast 6-12	Total	
POSITIONS								
FULL TIME PERM		139	135	140	127	-	127	139
PART TIME		-	-	-	-	-	-	-
FULL TIME TEMP		-	-	-	1	-	1	1
STO POSITIONS		-	-	-	-	-	-	-
TOTAL POSITIONS		139	135	140	128	-	128	140
HOURS								
OPERATING HOURS		247,761	301,034	270,005	130,460	185,489	315,949	294,616
NON-OPERATING HOURS		118,129	3,452	-	143	-230	-87	-
TOTAL HOURS		365,890	304,486	270,005	130,603	185,259	315,862	294,616
OPERATING EXPENSE								
LABOR		7,157,948	9,342,375	8,560,886	4,172,925	5,727,308	9,900,233	9,395,729
MATERIAL		580,999	547,613	626,980	240,998	356,208	597,206	1,061,190
FUEL - REVENUE EQUIPMENT		-	-	-	-	-	-	-
ELECTRIC POWER - REV EQUIPMENT		-	-	-	-	-	-	-
PROV FOR INJURIES AND DAMAGES		-	-	-	-	-	-	-
PURCHASE OF SECURITY SERVICES		-	9,184	-	-	9,185	9,185	9,184
PURCHASE OF PARATRANSIT SVCS		-	-	-	-	-	-	-
UTILITIES		-	-	-	-	-	-	-
MAINTENANCE & REPAIR		37,000	62,348	29,018	49,929	27,500	77,429	27,281
ADVERTISING & PROMOTION		-	-	-	-	-	-	-
CONTRACTUAL SERVICES		12,356	12,684	17,000	3,526	13,096	16,622	16,535
PROV FOR PASSENGER SECURITY		-	-	-	-	-	-	-
LEASES & RENTALS		573,634	1,461,724	952,661	626,839	708,960	1,335,799	965,967
TRAVEL, TRAINING, SEMINARS & DUES		3,000	10,517	-	390	7	397	10,500
WARRANTY AND OTHER CREDITS		-	-	-	-	-	-	-
GENERAL EXPENSES		38,687	35,027	26,000	15,447	28,966	44,413	34,231
TOTAL OPERATING EXPENSE		8,403,624	11,481,472	10,212,545	5,110,054	6,871,230	11,981,284	11,520,617
NON-OPERATING EXPENSE								
LABOR		2,668,329	109,451	-	4,771	-10,315	-5,544	-
MATERIAL		-7,161	-	-	-3,489	-	-3,489	-
OTHER SERVICES		18,207,598	5,010,460	-	2,851,353	1,686,492	4,537,845	-
TOTAL NON-OPERATING EXPENSE		20,868,766	5,119,911	-	2,852,635	1,676,177	4,528,812	-

CHICAGO TRANSIT AUTHORITY

2000 BUDGET BY CATEGORY

SECTOR	0750	PURCHASING / WAREHOUSING	ROLLS UP TO DIVISION 0600						
			1997 Actual	1998 Actual	1999 Budget	1999 Actual 1-5	1999 Forecast 6-12	1999 Total	2000 Budget
POSITIONS									
FULL TIME PERM			324	302	302	271	-	271	302
PART TIME			-	-	-	-	-	-	-
FULL TIME TEMP			-	-	-	25	-	25	-
STO POSITIONS			-	-	-	-	-	-	-
TOTAL POSITIONS			324	302	302	296	-	296	302
HOURS									
OPERATING HOURS			574,075	546,337	565,878	227,410	316,704	544,114	572,207
NON-OPERATING HOURS			5,239	1,233	-	-	389	389	-
TOTAL HOURS			579,314	547,570	565,878	227,410	317,093	544,503	572,207
OPERATING EXPENSE									
LABOR			16,268,121	15,288,369	16,098,054	6,543,752	9,414,508	15,958,260	16,964,949
MATERIAL			565,591	807,198	360,624	196,892	198,646	395,538	341,018
FUEL - REVENUE EQUIPMENT			-	-	-	-	-	-	-
ELECTRIC POWER - REV EQUIPMENT			-	-	-	-	-	-	-
PROV FOR INJURIES AND DAMAGES			-	-	-	-	-	-	-
PURCHASE OF SECURITY SERVICES			-	-	-	-	-	-	-
PURCHASE OF PARATRANSIT SVCS			-	-	-	-	-	-	-
UTILITIES			-	-	-	-	-	-	-
MAINTENANCE & REPAIR			1,433,198	1,068,754	1,526,411	934,338	714,289	1,648,627	1,521,383
ADVERTISING & PROMOTION			454	2,002	-	3,304	1,470	4,774	2,002
CONTRACTUAL SERVICES			155,163	109,025	209,176	22,044	113,112	135,156	193,291
PROV FOR PASSENGER SECURITY			-	-	-	-	-	-	-
LEASES & RENTALS			19,124	34,282	27,752	30,404	15,792	46,196	34,282
TRAVEL, TRAINING, SEMINARS & DUES			4,346	1,772	12,564	3,090	8,021	11,111	43,523
WARRANTY AND OTHER CREDITS			-	-	-	-	-	-	-
GENERAL EXPENSES			48,352	41,712	37,173	11,067	81,214	92,281	52,259
TOTAL OPERATING EXPENSE			18,494,349	17,353,114	18,271,754	7,744,891	10,547,052	18,291,943	19,152,707
NON-OPERATING EXPENSE									
LABOR			152,248	32,512	-	-	13,580	13,580	-
MATERIAL			-	-	-	-	-	-	-
OTHER SERVICES			540,202	92,715	-	70,122	93,869	163,991	-
TOTAL NON-OPERATING EXPENSE			692,450	125,227	-	70,122	107,449	177,571	-

**MANAGEMENT & PERFORMANCE
PURCHASING/WAREHOUSING
VICE PRESIDENT**



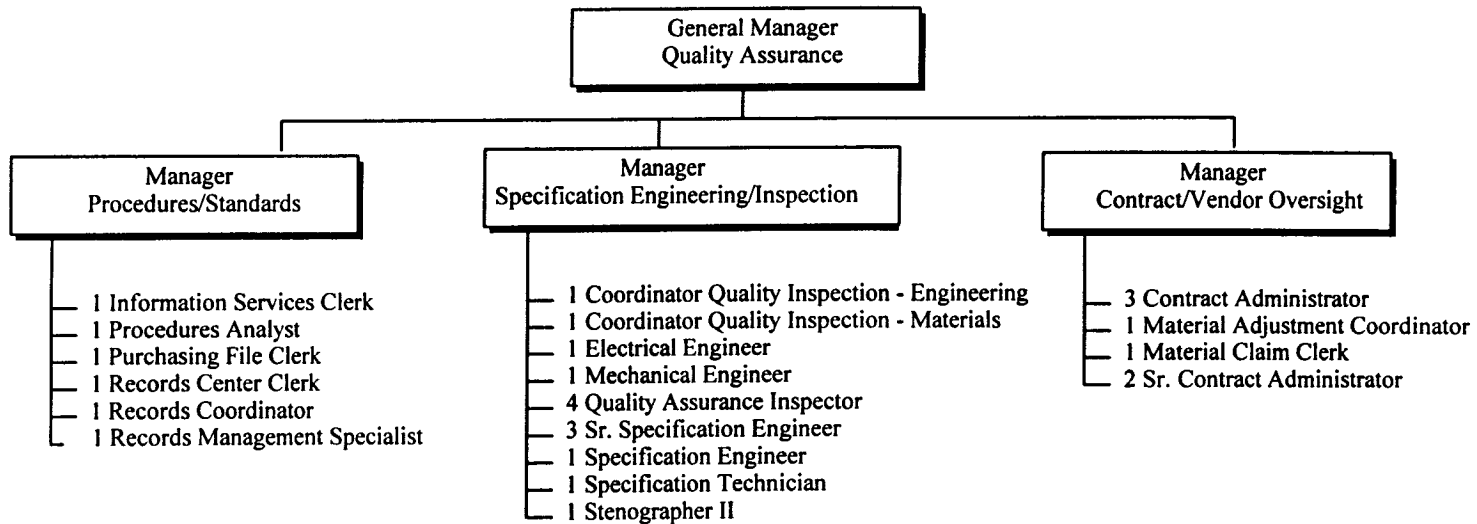
1 Total Positions

CHICAGO TRANSIT AUTHORITY

2000 BUDGET BY CATEGORY

DEPARTMENT 0717 PURCHASING/WAREHOUSING VP	ROLLS UP TO DIVISION 0600						1999 Total	2000 Budget
	1997 Actual	1998 Actual	1999 Budget	1999 Actual 1-5	1999 Forecast 6-12			
<u>POSITIONS</u>								
FULL TIME PERM	-	2	2	1	-	1	1	
PART TIME	-	-	-	-	-	-	-	
FULL TIME TEMP	-	-	-	-	-	-	-	
STO POSITIONS	-	-	-	-	-	-	-	
TOTAL POSITIONS	-	2	2	1	-	1	1	
<u>HOURS</u>								
OPERATING HOURS	-	-	3,718	128	1,700	1,828	1,864	
NON-OPERATING HOURS	-	-	-	-	-	-	-	
TOTAL HOURS	-	-	3,718	128	1,700	1,828	1,864	
<u>OPERATING EXPENSE</u>								
LABOR	-	-	177,927	9,090	122,868	131,958	136,515	
MATERIAL	-	169	11,283	-	-	-	-	
FUEL - REVENUE EQUIPMENT	-	-	-	-	-	-	-	
ELECTRIC POWER - REV EQUIPMENT	-	-	-	-	-	-	-	
PROV FOR INJURIES AND DAMAGES	-	-	-	-	-	-	-	
PURCHASE OF SECURITY SERVICES	-	-	-	-	-	-	-	
PURCHASE OF PARATRANSIT SVCS	-	-	-	-	-	-	-	
UTILITIES	-	-	-	-	-	-	-	
MAINTENANCE & REPAIR	-	-	-	-	-	-	-	
ADVERTISING & PROMOTION	-	-	-	-	-	-	-	
CONTRACTUAL SERVICES	-	-	-	1,000	1,400	2,400	-	
PROV FOR PASSENGER SECURITY	-	-	-	-	-	-	-	
LEASES & RENTALS	-	-	-	-	-	-	-	
TRAVEL, TRAINING, SEMINARS & DUES	-	-	11,000	1,188	1,663	2,851	11,000	
WARRANTY AND OTHER CREDITS	-	-	-	-	-	-	-	
GENERAL EXPENSES	-	24	1,000	1,715	-	1,715	24	
TOTAL OPERATING EXPENSE	-	193	201,210	12,993	125,931	138,924	147,539	
<u>NON-OPERATING EXPENSE</u>								
LABOR	-	-	-	-	-	-	-	
MATERIAL	-	-	-	-	-	-	-	
OTHER SERVICES	-	-	-	-	-	-	-	
TOTAL NON-OPERATING EXPENSE	-	-	-	-	-	-	-	

MANAGEMENT & PERFORMANCE PURCHASING/WAREHOUSING QUALITY ASSURANCE



31 Total Positions

CHICAGO TRANSIT AUTHORITY

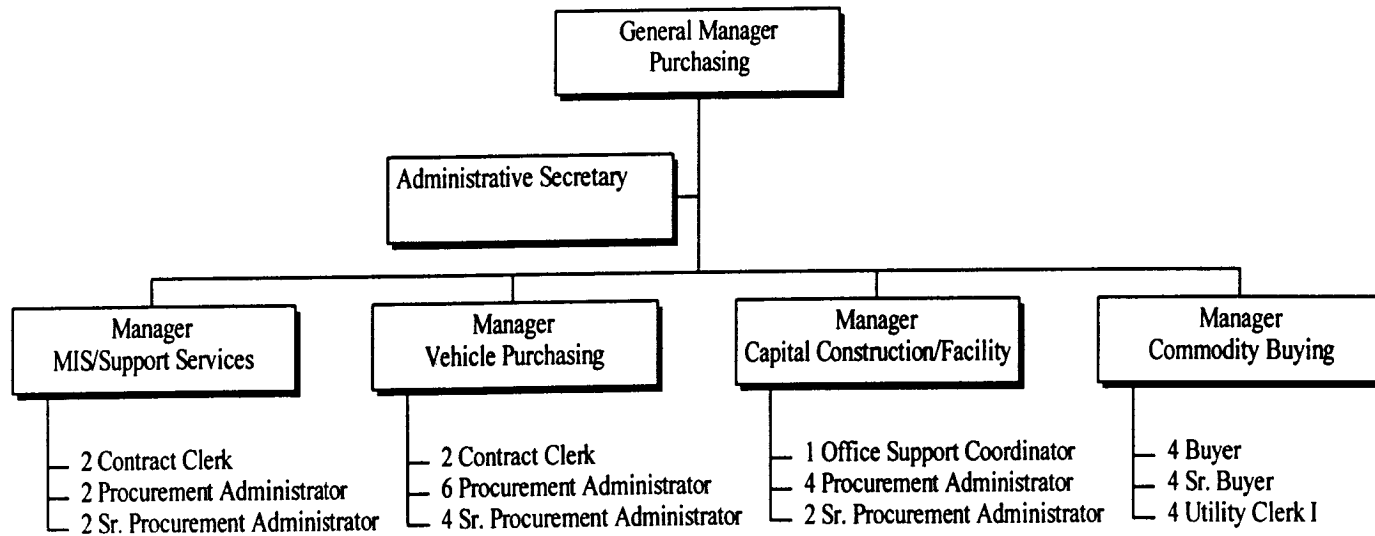
2000 BUDGET BY CATEGORY

DEPARTMENT 0708 QUALITY ASSURANCE

ROLLS UP TO DIVISION 0600

	1997 Actual	1998 Actual	1999 Budget	1999 Actual 1-5	1999 Forecast 6-12	1999 Total	2000 Budget
<u>POSITIONS</u>							
FULL TIME PERM	45	41	39	26	-	26	31
PART TIME	-	-	-	-	-	-	-
FULL TIME TEMP	-	-	-	1	-	1	-
STO POSITIONS	-	-	-	-	-	-	-
TOTAL POSITIONS	45	41	39	27	-	27	31
<u>HOURS</u>							
OPERATING HOURS	78,728	67,898	71,396	23,302	29,544	52,846	57,704
NON-OPERATING HOURS	2,719	278	-	-	102	102	-
TOTAL HOURS	81,447	68,176	71,396	23,302	29,646	52,948	57,704
<u>OPERATING EXPENSE</u>							
LABOR	2,396,584	2,097,534	2,150,768	763,588	1,007,972	1,771,560	1,917,554
MATERIAL	65,843	65,707	72,993	16,454	24,157	40,611	50,155
FUEL - REVENUE EQUIPMENT	-	-	-	-	-	-	-
ELECTRIC POWER - REV EQUIPMENT	-	-	-	-	-	-	-
PROV FOR INJURIES AND DAMAGES	-	-	-	-	-	-	-
PURCHASE OF SECURITY SERVICES	-	-	-	-	-	-	-
PURCHASE OF PARATRANSIT SVCS	-	-	-	-	-	-	-
UTILITIES	-	-	-	-	-	-	-
MAINTENANCE & REPAIR	9,144	696	-	-	696	696	696
ADVERTISING & PROMOTION	-	1,470	-	-	1,470	1,470	1,470
CONTRACTUAL SERVICES	35,363	40,237	48,400	18,785	29,951	48,736	75,000
PROV FOR PASSENGER SECURITY	-	-	-	-	-	-	-
LEASES & RENTALS	-	-	-	998	1,397	2,395	-
TRAVEL, TRAINING, SEMINARS & DUES	3,926	460	900	65	800	865	460
WARRANTY AND OTHER CREDITS	-	-	-	-	-	-	-
GENERAL EXPENSES	13,968	17,137	9,796	1,167	7,824	8,991	17,137
TOTAL OPERATING EXPENSE	2,524,828	2,223,241	2,282,857	801,057	1,074,267	1,875,324	2,062,472
<u>NON-OPERATING EXPENSE</u>							
LABOR	64,680	6,801	-	-	-	-	-
MATERIAL	-	-	-	-	-	-	-
OTHER SERVICES	46,114	503	-	-	-	-	-
TOTAL NON-OPERATING EXPENSE	110,794	7,304	-	-	-	-	-

MANAGEMENT & PERFORMANCE
PURCHASING/WAREHOUSING
PURCHASING



43 Total Positions

CHICAGO TRANSIT AUTHORITY

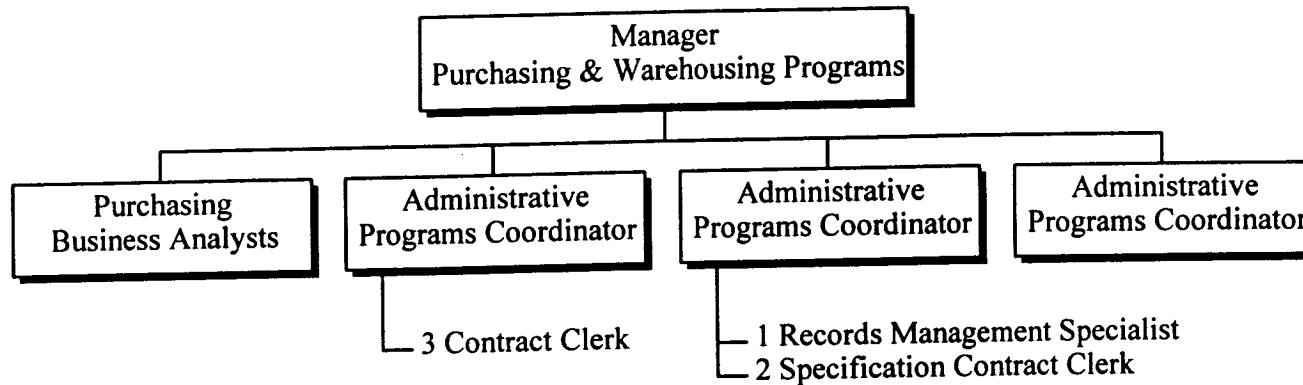
2000 BUDGET BY CATEGORY

DEPARTMENT 0716 PURCHASING

ROLLS UP TO DIVISION 0600

	1997 Actual	1998 Actual	1999 Budget	1999 Actual 1-5	1999 Forecast 6-12	1999 Total	2000 Budget
<u>POSITIONS</u>							
FULL TIME PERM	48	42	44	40	-	40	43
PART TIME	-	-	-	-	-	-	-
FULL TIME TEMP	-	-	-	-	-	-	-
STO POSITIONS	-	-	-	-	-	-	-
TOTAL POSITIONS	48	42	44	40	-	40	43
<u>HOURS</u>							
OPERATING HOURS	83,421	81,970	81,077	33,850	48,686	82,536	80,312
NON-OPERATING HOURS	2,520	279	-	-	287	287	-
TOTAL HOURS	85,941	82,249	81,077	33,850	48,973	82,823	80,312
<u>OPERATING EXPENSE</u>							
LABOR	2,701,177	2,766,623	2,707,567	1,186,495	1,748,067	2,934,562	2,758,344
MATERIAL	21,519	34,461	18,415	18,190	16,928	35,118	41,817
FUEL - REVENUE EQUIPMENT	-	-	-	-	-	-	-
ELECTRIC POWER - REV EQUIPMENT	-	-	-	-	-	-	-
PROV FOR INJURIES AND DAMAGES	-	-	-	-	-	-	-
PURCHASE OF SECURITY SERVICES	-	-	-	-	-	-	-
PURCHASE OF PARATRANSIT SVCS	-	-	-	-	-	-	-
UTILITIES	-	-	-	-	-	-	-
MAINTENANCE & REPAIR	-	-	83	995	1,393	2,388	-
ADVERTISING & PROMOTION	454	508	-	3,304	-	3,304	508
CONTRACTUAL SERVICES	59,968	34,714	73,216	2,237	4,000	6,237	11,069
PROV FOR PASSENGER SECURITY	-	-	-	-	-	-	-
LEASES & RENTALS	306	-	-	600	840	1,440	-
TRAVEL, TRAINING, SEMINARS & DUES	-	75	197	100	40	140	10,035
WARRANTY AND OTHER CREDITS	-	-	-	-	-	-	-
GENERAL EXPENSES	21,735	3,925	14,768	946	1,631	2,577	3,925
TOTAL OPERATING EXPENSE	2,805,159	2,840,306	2,814,246	1,212,867	1,772,899	2,985,766	2,825,698
<u>NON-OPERATING EXPENSE</u>							
LABOR	87,568	10,117	-	-	13,580	13,580	-
MATERIAL	-	-	-	-	-	-	-
OTHER SERVICES	67,119	53,066	-	31,034	-	31,034	-
TOTAL NON-OPERATING EXPENSE	154,687	63,183	-	31,034	13,580	44,614	-

**MANAGEMENT & PERFORMANCE
PURCHASING/WAREHOUSING
PURCHASING & WAREHOUSING PROGRAMS**



12 Total Positions

CHICAGO TRANSIT AUTHORITY
2000 BUDGET BY CATEGORY

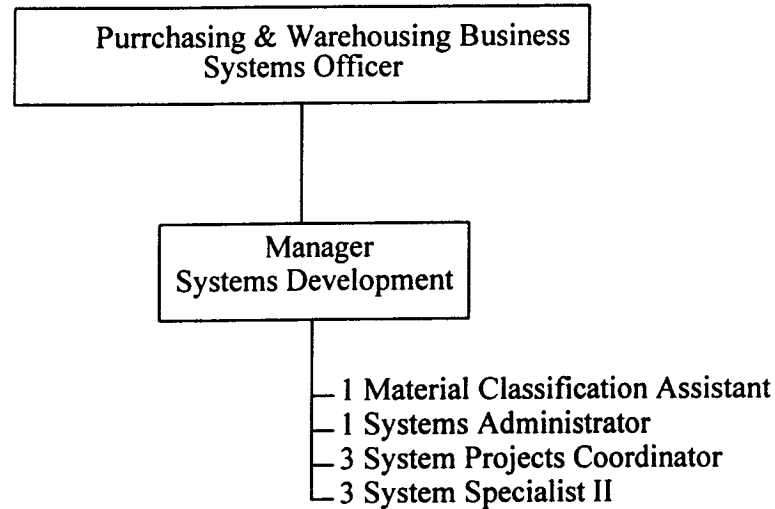
DEPARTMENT 0718

PURCH & WRSE PROGRAMS

ROLLS UP TO DIVISION 0600

	1997 Actual	1998 Actual	1999 Budget	1999 Actual 1-5	1999 Forecast 6-12	1999 Total	2000 Budget
<u>POSITIONS</u>							
FULL TIME PERM	-	-	-	9	-	9	12
PART TIME	-	-	-	-	-	-	-
FULL TIME TEMP	-	-	-	-	-	-	-
STO POSITIONS	-	-	-	-	-	-	-
TOTAL POSITIONS	-	-	-	9	-	9	12
<u>HOURS</u>							
OPERATING HOURS	-	2,164	-	4,849	6,746	11,595	20,688
NON-OPERATING HOURS	-	-	-	-	-	-	-
TOTAL HOURS	-	2,164	-	4,849	6,746	11,595	20,688
<u>OPERATING EXPENSE</u>							
LABOR	-	61,220	-	137,343	195,323	332,666	785,771
MATERIAL	-	-	-	-	-	-	-
FUEL - REVENUE EQUIPMENT	-	-	-	-	-	-	-
ELECTRIC POWER - REV EQUIPMENT	-	-	-	-	-	-	-
PROV FOR INJURIES AND DAMAGES	-	-	-	-	-	-	-
PURCHASE OF SECURITY SERVICES	-	-	-	-	-	-	-
PURCHASE OF PARATRANSIT SVCS	-	-	-	-	-	-	-
UTILITIES	-	-	-	-	-	-	-
MAINTENANCE & REPAIR	-	-	-	-	-	-	-
ADVERTISING & PROMOTION	-	-	-	-	-	-	30,000
CONTRACTUAL SERVICES	-	-	-	-	-	-	-
PROV FOR PASSENGER SECURITY	-	-	-	-	-	-	-
LEASES & RENTALS	-	-	-	-	-	-	-
TRAVEL, TRAINING, SEMINARS & DUES	-	-	-	-	-	-	-
WARRANTY AND OTHER CREDITS	-	-	-	-	-	-	-
GENERAL EXPENSES	-	17	-	70	-	70	17
TOTAL OPERATING EXPENSE	-	61,237	-	137,413	195,323	332,736	815,788
<u>NON-OPERATING EXPENSE</u>							
LABOR	-	-	-	-	-	-	-
MATERIAL	-	-	-	-	-	-	-
OTHER SERVICES	-	-	-	-	-	-	-
TOTAL NON-OPERATING EXPENSE	-	-	-	-	-	-	-

**MANAGEMENT & PERFORMANCE
PURCHASING/WAREHOUSING
PURCHASING & WAREHOUSING BUSINESS SYSTEMS**



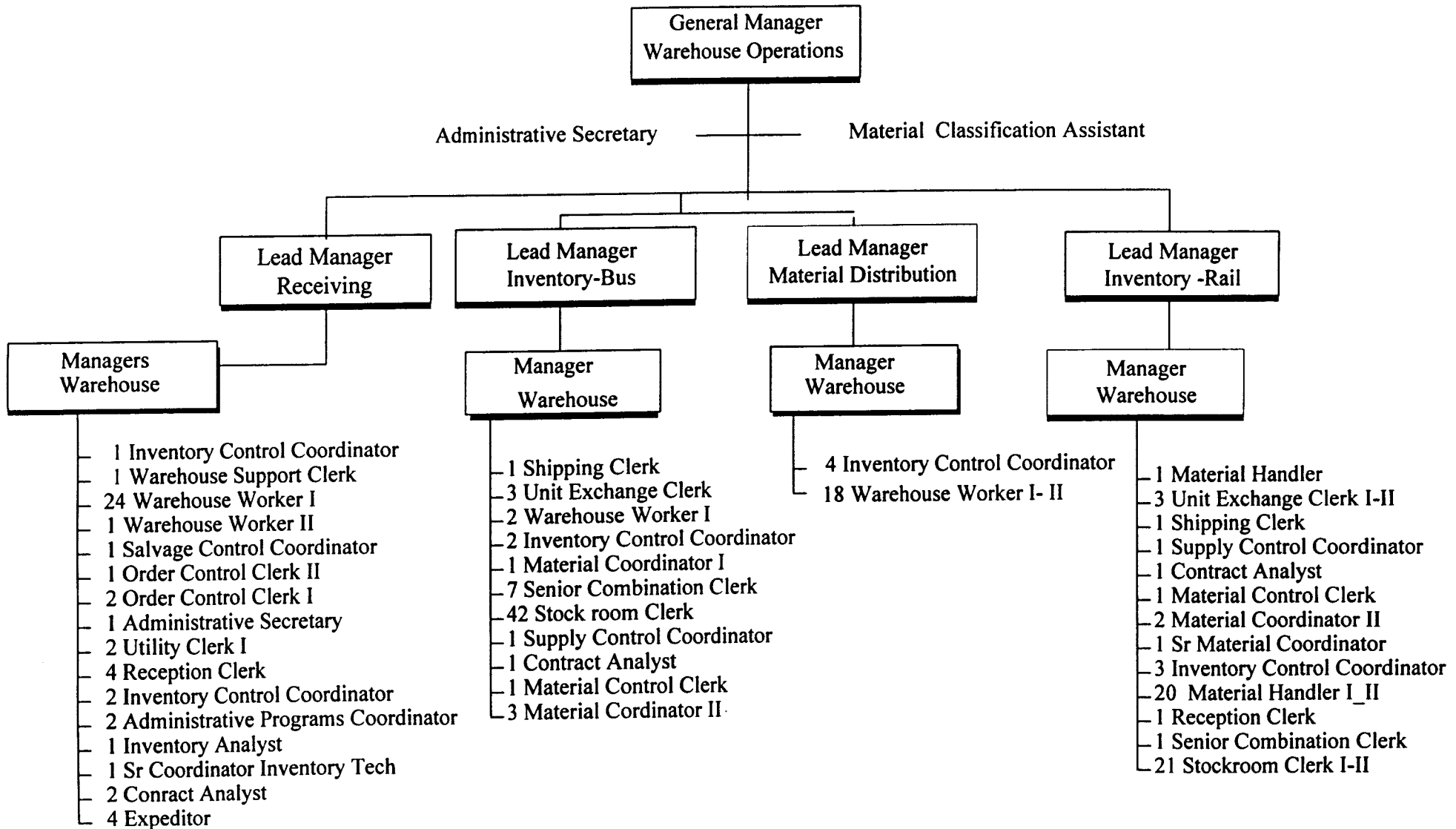
10 Total Positions

CHICAGO TRANSIT AUTHORITY

2000 BUDGET BY CATEGORY

DEPARTMENT 0745	PURCH & WRSE BUSINESS SYSTEMS	ROLLS UP TO DIVISION 0600						2000 Budget
		1997 Actual	1998 Actual	1999 Budget	1999 Actual 1-5	1999 Forecast 6-12	1999 Total	
<u>POSITIONS</u>								
FULL TIME PERM		10	10	10	9	-	9	10
PART TIME		-	-	-	-	-	-	-
FULL TIME TEMP		-	-	-	2	-	2	-
STO POSITIONS		-	-	-	-	-	-	-
TOTAL POSITIONS		10	10	10	11	-	11	10
<u>HOURS</u>								
OPERATING HOURS		18,626	16,814	18,001	6,931	10,036	16,967	18,240
NON-OPERATING HOURS		-	-	-	-	-	-	-
TOTAL HOURS		18,626	16,814	18,001	6,931	10,036	16,967	18,240
<u>OPERATING EXPENSE</u>								
LABOR		588,573	557,313	611,915	238,116	351,288	589,404	653,701
MATERIAL		15,224	2,886	10,597	2,259	2,228	4,487	3,547
FUEL - REVENUE EQUIPMENT		-	-	-	-	-	-	-
ELECTRIC POWER - REV EQUIPMENT		-	-	-	-	-	-	-
PROV FOR INJURIES AND DAMAGES		-	-	-	-	-	-	-
PURCHASE OF SECURITY SERVICES		-	-	-	-	-	-	-
PURCHASE OF PARATRANSIT SVCS		-	-	-	-	-	-	-
UTILITIES		-	-	-	-	-	-	-
MAINTENANCE & REPAIR		313,020	2,275	744,595	313,020	440,503	753,523	2,275
ADVERTISING & PROMOTION		-	-	-	-	-	-	-
CONTRACTUAL SERVICES		20,318	15,038	63,317	-	65,652	65,652	55,008
PROV FOR PASSENGER SECURITY		-	-	-	-	-	-	-
LEASES & RENTALS		2,136	7,554	9,458	-	2,000	2,000	7,554
TRAVEL, TRAINING, SEMINARS & DUES		-	-	107	80	112	192	-
WARRANTY AND OTHER CREDITS		-	-	-	-	-	-	-
GENERAL EXPENSES		27	363	-	64	293	357	363
TOTAL OPERATING EXPENSE		939,298	585,429	1,439,989	553,539	862,076	1,415,615	722,448
<u>NON-OPERATING EXPENSE</u>								
LABOR		-	-	-	-	-	-	-
MATERIAL		-	-	-	-	-	-	-
OTHER SERVICES		-	-	-	39,088	54,723	93,811	-
TOTAL NON-OPERATING EXPENSE		-	-	-	39,088	54,723	93,811	-

MANAGEMENT & PERFORMANCE PURCHASING/WAREHOUSING WAREHOUSE/STOCKROOM



CHICAGO TRANSIT AUTHORITY


2000 BUDGET BY CATEGORY

DEPARTMENT 0720 WAREHOUSE/STOCKROOM

ROLLS UP TO DIVISION 0600

	1997 Actual	1998 Actual	1999 Budget	1999 Actual 1-5	1999 Forecast 6-12	1999 Total	2000 Budget
POSITIONS							
FULL TIME PERM	221	207	207	186	-	186	205
PART TIME	-	-	-	-	-	-	-
FULL TIME TEMP	-	-	-	22	-	22	-
STO POSITIONS	-	-	-	-	-	-	-
TOTAL POSITIONS	221	207	207	208	-	208	205
HOURS							
OPERATING HOURS	393,300	377,491	391,686	158,350	219,992	378,342	393,399
NON-OPERATING HOURS	-	676	-	-	-	-	-
TOTAL HOURS	393,300	378,167	391,686	158,350	219,992	378,342	393,399
OPERATING EXPENSE							
LABOR	10,581,787	9,805,679	10,449,877	4,209,120	5,988,990	10,198,110	10,713,064
MATERIAL	463,005	703,975	247,336	159,989	155,333	315,322	245,499
FUEL - REVENUE EQUIPMENT	-	-	-	-	-	-	-
ELECTRIC POWER - REV EQUIPMENT	-	-	-	-	-	-	-
PROV FOR INJURIES AND DAMAGES	-	-	-	-	-	-	-
PURCHASE OF SECURITY SERVICES	-	-	-	-	-	-	-
PURCHASE OF PARATRANSIT SVCS	-	-	-	-	-	-	-
UTILITIES	-	-	-	-	-	-	-
MAINTENANCE & REPAIR	1,111,034	1,065,783	781,733	620,323	271,697	892,020	1,518,412
ADVERTISING & PROMOTION	-	24	-	-	-	-	24
CONTRACTUAL SERVICES	39,514	19,036	24,243	22	12,109	12,131	22,214
PROV FOR PASSENGER SECURITY	-	-	-	-	-	-	-
LEASES & RENTALS	16,682	26,728	18,294	28,806	11,555	40,361	26,728
TRAVEL, TRAINING, SEMINARS & DUES	420	1,237	360	1,657	5,406	7,063	22,028
WARRANTY AND OTHER CREDITS	-	-	-	-	-	-	-
GENERAL EXPENSES	12,622	20,246	11,609	7,105	71,466	78,571	30,793
TOTAL OPERATING EXPENSE	12,225,064	11,642,708	11,533,452	5,027,022	6,516,556	11,543,578	12,578,762
NON-OPERATING EXPENSE							
LABOR	-	15,594	-	-	-	-	-
MATERIAL	-	-	-	-	-	-	-
OTHER SERVICES	426,969	39,146	-	-	39,146	39,146	-
TOTAL NON-OPERATING EXPENSE	426,969	54,740	-	-	39,146	39,146	-

PENSIONS



12 Total Positions

CHICAGO TRANSIT AUTHORITY

2000 BUDGET BY CATEGORY

DEPARTMENT 0625 PENSIONS

ROLLS UP TO DIVISION 0600

	1997 Actual	1998 Actual	1999 Budget	1999 Actual 1-5	1999 Forecast 6-12	1999 Total	2000 Budget
<u>POSITIONS</u>							
FULL TIME PERM	12	12	12	8	-	8	12
PART TIME	-	-	-	-	-	-	-
FULL TIME TEMP	-	-	-	-	-	-	-
STO POSITIONS	-	-	-	-	-	-	-
TOTAL POSITIONS	12	12	12	8	-	8	12
<u>HOURS</u>							
OPERATING HOURS	-	-	-	-	-	-	-
NON-OPERATING HOURS	22,411	18,399	21,841	7,021	11,679	18,700	22,410
TOTAL HOURS	22,411	18,399	21,841	7,021	11,679	18,700	22,410
<u>OPERATING EXPENSE</u>							
LABOR	-	-	-	-	-	-	-
MATERIAL	-	-	-	-	-	-	-
FUEL - REVENUE EQUIPMENT	-	-	-	-	-	-	-
ELECTRIC POWER - REV EQUIPMENT	-	-	-	-	-	-	-
PROV FOR INJURIES AND DAMAGES	-	-	-	-	-	-	-
PURCHASE OF SECURITY SERVICES	-	-	-	-	-	-	-
PURCHASE OF PARATRANSIT SVCS	-	-	-	-	-	-	-
UTILITIES	-	-	-	-	-	-	-
MAINTENANCE & REPAIR	-	-	-	-	-	-	-
ADVERTISING & PROMOTION	-	-	-	-	-	-	-
CONTRACTUAL SERVICES	-	-	-	-	-	-	-
PROV FOR PASSENGER SECURITY	-	-	-	-	-	-	-
LEASES & RENTALS	-	-	-	-	-	-	-
TRAVEL, TRAINING, SEMINARS & DUES	-	-	-	-	-	-	-
WARRANTY AND OTHER CREDITS	-	-	-	-	-	-	-
GENERAL EXPENSES	-	-	-	-	-	-	-
TOTAL OPERATING EXPENSE	-	-	-	-	-	-	-
<u>NON-OPERATING EXPENSE</u>							
LABOR	668,382	586,432	699,615	215,647	380,283	595,930	730,732
MATERIAL	132	-	-	-	-	-	-
OTHER SERVICES	117,025	61,840	-	3,210	62,305	65,515	-
TOTAL NON-OPERATING EXPENSE	785,539	648,272	699,615	218,857	442,588	661,445	730,732

CHICAGO TRANSIT AUTHORITY

2000 BUDGET BY CATEGORY

SECTOR	0990	NON-DEPARTMENT	ROLLS UP TO DIVISION 0990					2000 Budget	
			1997 Actual	1998 Actual	1999 Budget	1999 Actual 1-5	1999 Forecast 6-12		1999 Total
<u>POSITIONS</u>									
FULL TIME PERM			-	-	-	-	-	-	
PART TIME			-	-	-	-	-	-	
FULL TIME TEMP			-	-	-	-	-	-	
STO POSITIONS			-	-	-	-	-	-	
TOTAL POSITIONS			-	-	-	-	-	-	
<u>HOURS</u>									
OPERATING HOURS			-477,348	-461,371	-487,905	-181,235	-306,671	-487,906	-453,752
NON-OPERATING HOURS			7,867	-	-	-	-	-	-
TOTAL HOURS			-469,481	-461,371	-487,905	-181,235	-306,671	-487,906	-453,752
<u>OPERATING EXPENSE</u>									
LABOR			-11,472,627	4,210,647	-7,860,240	-5,907,126	-9,999,996	-15,907,122	-544,409
MATERIAL			-7,421,067	3,814,505	-15,989	-324,281	-149,721	-474,002	586,003
FUEL - REVENUE EQUIPMENT			-	-	-	-	-	-	-
ELECTRIC POWER - REV EQUIPMENT			-	-	-	-	-	-	-
PROV FOR INJURIES AND DAMAGES			32,100,000	42,000,000	31,000,000	12,916,667	18,083,333	31,000,000	30,000,000
PURCHASE OF SECURITY SERVICES			-	-	-	-	-	-	-
PURCHASE OF PARATRANSIT SVCS			-	-	-	-	-	-	-
UTILITIES			-	-	-	-	-	-	-
MAINTENANCE & REPAIR			-	44,442	-	-	-	-	-
ADVERTISING & PROMOTION			3,000	-	-	-	-	-	-
CONTRACTUAL SERVICES			672,841	173,549	354	10,463	-	10,463	2,000,000
PROV FOR PASSENGER SECURITY			2,611,050	2,611,050	2,610,000	135,000	2,396,000	2,531,000	5,133,000
LEASES & RENTALS			400,376	385,871	360,452	125,800	308,747	434,547	385,871
TRAVEL, TRAINING, SEMINARS & DUES			39,872	-	-	-	-	-	100,000
WARRANTY AND OTHER CREDITS			-17,445,503	-13,739,429	-13,710,000	-4,152,601	-9,549,124	-13,701,725	-16,004,353
GENERAL EXPENSES			5,552,277	504,134	1,411,722	271,766	662,786	934,552	2,946,126
TOTAL OPERATING EXPENSE			5,040,219	40,004,769	13,796,299	3,075,688	1,752,025	4,827,713	24,602,238
<u>NON-OPERATING EXPENSE</u>									
LABOR			202,956	-	6,287,897	-	-	-	-
MATERIAL			19,869	-	41,972,274	-	-	-	-
OTHER SERVICES			8,110,779	9,394,978	97,505,788	2,220,148	9,629,180	11,849,328	55,329,187
TOTAL NON-OPERATING EXPENSE			8,333,604	9,394,978	145,765,959	2,220,148	9,629,180	11,849,328	55,329,187

2000 - 2004 FIVE YEAR PRELIMINARY PROGRAM MARKS

(Per RTA Marks Table 9-9-99)

<u>NEW FUNDS</u>	<u>2000</u>	<u>2001</u>	<u>2002</u>	<u>2003</u>	<u>2004</u>	<u>TOTAL</u>	<u>OUTYEAR NEW START</u>
SEC 9 (5307)	\$109,500,787	\$117,939,885	\$126,333,591	\$134,809,003	\$134,809,003	\$623,392,269	0
SEC 3 RAIL (5309)(m)(1)(A)	\$74,034,510	\$79,347,954	\$84,664,079	\$89,975,380	\$89,975,380	\$417,997,303	0
SEC 3 BUS (5309)(m)(1)(C)	\$3,081,659	\$3,285,292	\$3,488,926	\$3,692,560	\$3,692,560	\$17,240,997	0
NEW START (5309) B	<u>\$6,947,890</u>	<u>\$82,100,000</u>	<u>\$124,000,000</u>	<u>\$135,000,000</u>	<u>\$125,352,110</u>	<u>\$473,400,000</u>	<u>78,622,340</u>
AVAILABLE FEDERAL	\$193,564,846	\$282,673,131	\$338,486,596	\$363,476,943	\$353,829,053	\$1,532,030,569	\$78,622,340
IDOT BONDS	\$46,400,000	\$46,400,000	\$46,400,000	\$46,400,000	\$46,400,000	\$232,000,000	0
RTA BOND	\$0	\$0	\$0	\$0	\$174,000,000	\$174,000,000	0
RTA BOND INTEREST	\$8,000,000	\$0	\$0	\$0	\$0	\$8,000,000	0
SCIP BONDS	\$130,000,000	\$130,000,000	\$130,000,000	\$130,000,000	\$130,000,000	\$650,000,000	0
TRANSFER CAPITAL	\$20,353,000	\$20,353,000	\$20,353,000	\$20,353,000	\$20,353,000	\$101,765,000	0
RTA DISCRETIONARY	\$2,436,000	\$9,599,000	\$9,599,000	\$9,599,000	\$9,599,000	\$40,832,000	0
<u>LEASE/LEASE-BACK</u>	<u>\$8,718,864</u>	<u>\$0</u>	<u>\$0</u>	<u>\$0</u>	<u>\$0</u>	<u>\$8,718,864</u>	<u>0</u>
AVAILABLE STATE/LOCAL	\$215,907,864	\$206,352,000	\$206,352,000	\$206,352,000	\$380,352,000	\$1,215,315,864	0
TOTAL NEW FUNDS	\$409,472,710	\$489,025,131	\$544,838,596	\$569,828,943	\$734,181,053	\$2,747,346,433	\$78,622,340
<u>REPROGRAMMED FUNDS</u>							
RTA BOND INTEREST	<u>\$3,697,987</u>	<u>\$0</u>	<u>\$0</u>	<u>\$0</u>	<u>\$0</u>	<u>\$3,697,987</u>	<u>0</u>
TOTAL REPROGRAMMED	\$3,697,987	\$0	\$0	\$0	\$0	\$3,697,987	0
TOTAL PROGRAMMED	\$413,170,697	\$489,025,131	\$544,838,596	\$569,828,943	\$734,181,053	\$2,751,044,420	\$78,622,340
Total Federal	\$193,564,846	\$282,673,131	\$338,486,596	\$363,476,943	\$353,829,053	\$1,532,030,569	\$78,622,340
Total State/Local	\$215,907,864	\$206,352,000	\$206,352,000	\$206,352,000	\$380,352,000	\$1,215,315,864	\$0

CHICAGO TRANSIT AUTHORITY

Proposed FY2000-2004 Capital Improvement Program (thousands of dollars)

Proj. #	Title	Funded	2000	2001	2002	2003	2004	5 Yr Total	Outyears	Proj Tot
BUS PROJECTS										
<u>Rolling Stock</u>										
021.801	Perform Bus Maintenance Activities (ACM)	0	5,782	3,083	2,002	1,256	671	12,795	0	12,795
021.802	Perform Bus Maintenance Activities (VO)	0	2,184	1,016	0	0	0	3,200	0	3,200
021.803	Perform Bus Maintenance Activities (CAP)	0	5,000	5,000	3,774	2,299	1,193	17,267	0	17,267
021.804	Perform Mid-Life Bus Overhaul (ACM)	0	0	1,275	2,387	1,045	0	4,707	0	4,707
021.805	Perform Mid-Life Bus Overhaul (VO)	0	0	3,824	5,861	184	0	9,868	0	9,868
021.806	Perform Mid-Life Bus Overhaul (CAP)	0	0	0	1,226	2,701	0	3,927	0	3,927
021.808	Perform Life Extending Bus Overhaul (VO)	0	6,600	6,798	3,151	0	0	16,549	0	16,549
031.042	Replace 450 Buses - (Option 2)	80,186	40,000	0	0	0	0	40,000	0	120,186
031.043	Replace Articulated Buses - 75	0	35,000	0	0	0	0	35,000	0	35,000
031.045	Replace Buses - 490 TMC	0	0	0	0	600	0	600	132,000	132,600
031.049	Replace Buses - 467 Flx	0	0	600	0	63,045	63,045	126,690	0	126,690
031.051	Implement Project Clearview	0	7,400	0	0	0	0	7,400	0	7,400
032.009	Install Air Conditioners on 490 TMC Buses	0	15,000	0	0	0	0	15,000	0	15,000
101.005	Replace Bus Fareboxes	0	700	39,893	0	0	0	40,593	0	40,593
201.008	Purchase Hybrid Buses - Demonstration	0	100	13,390	0	0	0	13,490	0	13,490
	Sub-Total	80,186	117,766	74,879	18,401	71,130	64,909	347,086	132,000	559,272
<u>Stations & Passenger Facilities</u>										
042.021	Improve Bus Turnarounds - 95th & Dan Ryan	0	1,000	0	0	0	0	1,000	0	1,000
042.821	Improve Bus Turnarounds	0	600	618	637	656	675	3,185	0	3,185
090.015	Rehabilitate/Purchase/Install Bus Passenger Shelters	0	400	3,708	3,819	3,934	4,052	15,913	0	15,913
172.009	Rehab Bus Bridge - 69th/ Dan Ryan	0	250	2,318	0	0	0	2,568	0	2,568
172.010	Rehab Bus Bridge - 95th/Dan Ryan	0	250	0	2,387	0	0	2,637	0	2,637
	Sub-Total	0	2,500	6,644	6,843	4,590	4,727	25,303	0	25,303
<u>Support Facilities & Equipment</u>										
071.020	Bus Garage System Plan	0	400	0	0	0	0	400	0	400
073.056	Reconstruct Bus Garage	0	0	4,120	0	0	51,773	55,893	0	55,893
081.023	Upgrade Bus Washers and Trash Collection - Forest Glen	314	400	0	5,835	0	0	6,235	0	6,549
084.810	Purchase Maintenance Equipment - Bus	1,000	667	687	707	728	750	3,539	0	4,539
	Sub-Total	1,314	1,467	4,807	6,542	728	52,523	66,067	0	67,381
RAIL PROJECTS										
<u>Acquisitions/Extensions</u>										
194.115	CTA Ravenswood Line New Start	7,411	4,278	0	0	0	0	4,278	0	11,690
194.115	CTA Ravenswood Line New Start (Outyear)	0	0	15,000	41,250	58,750	80,845	195,845	98,275	294,120
194.815	CTA Ravenswood Line Other Non-New Start	0	10,608	0	0	0	0	10,608	0	10,608
194.117	Rehab CTA Douglas Branch New Start	14,200	4,278	0	0	0	0	4,278	0	18,478
194.117	Rehab CTA Douglas Branch New Start (Outyear)	0	0	87,500	113,750	110,000	75,845	387,095	0	387,095
194.817	Rehab CTA Douglas Branch Other Non-New Start	0	5,931	0	0	0	0	5,931	0	5,931
194.917	Rehab CTA Douglas Branch-Initial Rehab Non-New Start	0	3,500	3,605	0	0	0	7,105	0	7,105
	Sub-Total	21,611	28,595	106,105	155,000	168,750	156,690	615,140	98,275	735,027

CHICAGO TRANSIT AUTHORITY

Proposed FY2000-2004 Capital Improvement Program (thousands of dollars)

Proj. #	Title	Funded	2000	2001	2002	2003	2004	5 Yr Total	Outyears	Proj Tot
	<u>Miscellaneous</u>	0	0	0	0	0	0	0	0	0
053.004	Rail Service Management System	0	0	0	3,183	0	0	3,183	40,574	43,757
124.101	Improve SCADA Operational System	0	800	824	424	0	0	2,048	0	2,048
124.102	Implement SCADA Radio Back-Up System	0	0	824	0	0	0	824	0	824
150.001	Upgrade Safety Equipment - Subways	4,138	1,000	0	0	0	0	1,000	150,705	155,843
202.201	North-South Rail Capacity Study	0	0	773	0	0	0	773	0	773
	Sub-Total	4,138	1,800	2,421	3,607	0	0	7,828	191,279	203,245
	<u>Electric, Signal, Communications</u>									
053.015	Install Fiber Optic System - O'Hare	0	1,200	0	0	0	0	1,200	0	1,200
121.016	Replace Substation and Subway Power Distribution Cable	0	0	2,060	0	13,113	0	15,173	0	15,173
121.017	Replace Skokie Power Distribution	0	500	0	5,835	0	0	6,335	0	6,335
121.840	Substation Renovation Program	0	0	2,060	0	0	14,632	16,692	15,071	31,762
124.104	Install Traction Power Energy Management System	0	300	0	0	0	0	300	0	300
161.018	Replace Signal System And Rail - Dearborn & Congress Subway	0	4,000	0	49,438	50,703	0	104,140	0	104,140
161.022	Implement Workers Ahead Warning System	1,446	743	788	836	0	0	2,366	0	3,812
162.045	Purchase/Install Interlocking Event Recorders	0	660	0	0	0	0	660	0	660
164.005	Upgrade Rail Crossings	2,350	2,000	0	0	0	0	2,000	0	4,350
	Sub-Total	3,796	9,403	4,908	56,109	63,815	14,632	148,866	15,071	167,733
	<u>Track & Structure</u>									
171.035	Renew Structure - Logan Square Connector - O'Hare/Blue Line	37,712	5,700	9,785	5,305	0	0	20,790	0	58,502
171.107	Rehab Structure - South Loop	14,670	0	5,150	0	0	0	5,150	0	19,820
171.133	Repair Track & Structure Defects (CAP)	0	5,177	0	0	0	0	5,177	0	5,177
171.215	Replace Flange Angles - North Main Line	0	1,500	4,635	3,183	3,278	3,377	15,972	0	15,972
171.216	Replace Flange Angles - Ravenswood	0	3,000	9,270	6,365	6,556	6,753	31,945	0	31,945
173.022	Rehab Viaducts & Retaining Walls - Purple Line	0	0	2,884	0	0	14,632	17,516	15,071	32,586
173.023	Rehab North Main Line Concrete Structures & Stations	0	0	515	12,731	0	16,640	29,885	106,653	136,538
181.040	Replace Ties - North Main Line	0	1,900	4,635	3,183	3,278	3,377	16,372	0	16,372
181.041	Replace Ties - State Subway	0	0	0	0	0	2,251	2,251	32,460	34,711
181.045	Upgrade Track - Addison to O'Hare - O'Hare	0	1,003	8,663	0	0	19,134	28,799	0	28,799
181.810	Renew R.O.V. - Systemwide	7,760	2,122	2,251	2,300	2,534	2,610	11,816	0	19,576
182.040	Replace Ties - Ravenswood	0	3,000	9,270	6,365	6,556	6,753	31,945	0	31,945
186.025	Renew Dan Ryan Special Work	0	0	1,545	0	16,391	0	17,936	0	17,936
187.045	Footwalk Renewal	0	1,000	1,030	1,061	1,093	1,126	5,309	5,796	11,105
194.001	Reconfigure Harrison Curve	973	20,000	0	0	0	0	20,000	0	20,973
	Sub-Total	61,115	44,402	59,633	40,493	39,686	76,653	260,863	159,980	481,957
	<u>Rolling Stock</u>									
022.901	Perform Rail Car Maintenance Activities (ACM)	0	5,236	978	0	0	0	6,214	0	6,214
022.902	Perform Rail Car Maintenance Activities (VO)	0	46	0	0	0	0	46	0	46
022.903	Perform Rail Car Maintenance Activities (CAP)	0	5,000	1,898	0	0	0	6,898	0	6,898
022.904	Perform Rail Car "C" Overhaul (ACM)	0	4,500	4,635	4,774	4,917	5,121	23,947	0	23,947
022.905	Perform Rail Car "C" Overhaul (VO)	0	13,500	10,710	9,018	9,288	9,736	52,252	0	52,252
022.906	Perform Rail Car "C" Overhaul (CAP)	0	0	3,102	5,000	5,000	5,000	18,102	0	18,102
132.030	Rehab Up To 330 Rail Cars (284) - Mid-Life (2600'S)	161,458	16,843	0	0	0	0	16,843	0	178,301
132.030	Rehab Up To 110 Rail Cars (2600 Series) - Option 1 (96)	9,091	26,000	21,932	0	0	0	47,932	0	57,023
132.030	Rehab Up To 110 Rail Cars (2600 Series) - Option 2 (110)	0	31,980	20,314	11,810	0	0	64,104	0	64,104
132.030	Rehab Up To 110 Rail Cars (2600 Series) - Option 3 (108)	0	0	40,161	23,109	0	0	63,270	0	63,270

CHICAGO TRANSIT AUTHORITY

Proposed FY2000-2004 Capital Improvement Program (thousands of dollars)

Proj. #	Title	Funded	2000	2001	2002	2003	2004	5 Yr Total	Outyears	Proj Tot
132.055	Implement Test Cars For New Technology	0	0	0	10,609	0	0	10,609	0	10,609
132.056	Replace 142 Rail Cars (2200's)	0	1,000	0	55,075	45,860	103,974	205,909	0	205,909
132.065	Replace Motor Alternators - (2400's)	5,500	5,500	0	0	0	0	5,500	0	11,000
	Sub-Total	176,049	109,605	103,730	119,395	65,065	123,831	521,626	0	697,675
<u>Stations & Passenger Facilities</u>										
124.103	Install RTU's at Stations/SCADA	2,600	0	1,648	0	0	0	1,648	0	4,248
141.014	Reconstruct Rail Station and Associated Track Work - Wilson/Howard	3,620	0	2,060	0	32,782	0	34,842	0	38,462
141.020	Reconstruct Rail Station - Lawrence/Howard	0	0	1,030	0	6,556	0	7,586	0	7,586
141.050	Reconstruct Rail Station - Sheridan/Howard	0	0	0	0	0	2,251	2,251	28,982	31,233
141.051	Reconstruct Rail Station - 95th/Dan Ryan	0	0	0	0	1,093	4,502	5,595	34,778	40,373
141.052	Reconstruct Rail Station - Howard/Red Line (ADA-2010)	1,300	2,500	28,840	0	0	0	31,340	0	32,640
141.202	Reconstruct Rail Station - 47th/Dan Ryan	0	0	0	1,061	0	15,757	16,818	0	16,818
141.203	Reconstruct Rail Station - 63rd/Dan Ryan	0	0	0	1,061	0	15,757	16,818	0	16,818
141.204	Reconstruct Rail Station - 69th/Dan Ryan	0	1,000	0	14,853	0	0	15,853	0	15,853
141.206	Reconstruct Rail Station - 87th/Dan Ryan	0	1,000	0	14,853	0	0	15,853	0	15,853
141.208	Reconstruct Rail Station - 22nd/Cermak/Dan Ryan	0	0	0	0	0	1,126	1,126	16,230	17,355
141.209	Reconstruct Rail Station - Garfield/Dan Ryan	0	0	0	0	0	1,126	1,126	16,230	17,355
141.225	Reconstruct Rail Station - Belmont/O'Hare	0	0	0	0	983	0	983	13,911	14,895
141.228	Reconstruct Rail Station - Belmont/O'Hare	0	0	0	0	983	0	983	13,911	14,895
141.228	Reconstruct Rail Station - Irving Park/O'Hare	0	0	0	1,061	0	15,757	16,818	0	16,818
141.265	Reconstruct Rail Station - Main/Evanston	0	0	0	1,061	0	15,757	16,818	0	16,818
141.266	Reconstruct Rail Station - Dempster/Evanston	0	0	0	796	0	11,255	12,051	0	12,051
141.269	Reconstruct Rail Station - Oak Park/Congress	0	0	0	796	0	11,255	12,051	0	12,051
141.270	Reconstruct Rail Station - Racine/Congress	0	0	0	796	0	11,255	12,051	0	12,051
141.271	Reconstruct Rail Station - Pulaski/Congress	0	0	1,030	12,992	0	0	14,022	0	14,022
143.113	Replace Escalators - Subways	0	0	0	0	16,391	0	17,891	0	17,891
143.128	Improve Rail Station Public Address Systems	0	1,500	0	0	0	0	15,927	0	15,927
143.160	Upgrade Rail Stations and Facilities	0	3,000	3,090	3,183	3,278	3,377	15,927	0	15,927
143.161	Elevator Rehab - 12 Locations	0	820	0	0	0	0	820	0	820
143.268	Upgrade Rail Station - Forest Park/Desplaines/Congress	0	0	0	0	0	281	281	2,898	3,180
144.010	Upgrade Park and Rides	0	425	0	0	0	0	425	0	425
	Sub-Total	7,520	10,245	37,698	52,513	62,066	109,456	271,977	126,940	406,438
<u>Support Facilities & Equipment</u>										
074.062	Upgrade DesPlaines Shop and Car Washer	0	0	773	0	8,195	0	8,968	0	8,968
074.066	Expand 98th Shop Capacity	0	150	0	0	1,093	0	1,243	46,389	47,632
082.041	Upgrade Car Washer - Rosemont	0	400	1,648	0	0	0	2,048	0	2,048
082.047	Upgrade Car Washer - Ashland Yard	0	500	3,605	0	0	0	4,105	0	4,105
084.811	Purchase Maintenance Equipment - Rail	0	667	687	707	728	750	3,539	0	3,539
	Sub-Total	0	1,717	6,713	707	10,016	750	19,903	46,389	66,292
SYSTEMWIDE PROJECTS										
<u>Miscellaneous</u>										
052.012	Implement Control Center Projects	45,396	0	6,180	4,774	0	15,757	26,711	15,000	87,107
060.810	Implement Computer Systems	10,990	0	0	0	6,556	6,753	13,309	0	24,300
061.019	Purchase Main Frame Computer Hardware	0	1,750	0	0	0	0	1,750	0	1,750
061.810	Upgrade Office Computer Systems	0	1,250	1,288	1,326	1,366	1,407	6,636	0	6,636

CHICAGO TRANSIT AUTHORITY

Proposed FY2000-2004 Capital Improvement Program (thousands of dollars)

Proj. #	Title	Funded	2000	2001	2002	2003	2004	5 Yr Total	Outyears	Proj Tot
062.026	Implement Maintenance Management Information System	0	3,500	3,605	0	0	0	7,105	0	7,105
062.059	Develop New Chart Of Accounts	0	300	0	0	0	0	300	0	300
062.086	Install Centralized Paratransit Reservation System	0	0	2,060	0	0	0	2,060	0	2,060
062.087	Replace Material Management Imaging System	0	2,000	0	0	0	0	2,000	0	2,000
062.810	Replace Financial Systems	0	8,500	5,665	6,365	0	0	20,530	0	20,530
085.090	Purchase Material Handling Equipment	0	450	464	477	0	0	1,391	0	1,391
102.030	Implement AFC Projects	0	2,000	3,142	2,334	219	10,546	18,240	0	18,240
102.035	Implement Smart Card Technology (Year 2)	1,000	2,300	0	0	0	0	2,300	0	3,300
102.036	Expand Availability of Transit Cards (Year 2)	4,000	2,500	0	0	0	0	2,500	0	6,500
190.033	Implement Quality Assurance Program	2,250	329	349	370	393	417	1,857	0	4,107
190.036	Implement Capital Program Oversight and Audit	0	250	258	106	109	113	835	0	835
193.810	Miscellaneous & Unanticipated Capital	1,350	2,000	2,000	2,000	2,000	2,000	10,000	0	11,350
203.800	Capital Asset Preservation Program (CAP)	0	0	10,353	10,353	10,353	14,160	45,219	0	45,219
	Sub-Total	64,986	27,129	35,364	28,105	20,996	51,153	162,743	15,000	242,730
	<u>Support Facilities & Maintenance</u>									
070.010	Improve Facilities (CAP)	0	5,177	0	0	0	0	5,177	0	5,177
076.008	Implement Additional Mart Improvements	0	0	1,298	0	0	0	1,298	0	1,298
076.810	Replace/Repair Roofs Various Locations	4,045	711	732	754	777	800	3,774	0	7,819
084.812	Purchase Maintenance Equipment - Facilities Equipment	0	667	687	707	728	750	3,539	0	3,539
086.057	Purchase Non-Revenue Vehicles	2,670	4,000	4,120	4,244	4,371	4,502	21,237	0	23,907
	Sub-Total	6,715	10,555	6,837	5,705	5,876	6,052	35,025	0	41,740
	Sub-Total Projects		365,184	449,739	493,420	512,719	661,376	2,482,427	784,934	3,694,791
	Contingencies/Administration		44,291	39,291	51,420	57,109	72,808	264,920	0	264,920
	Sub-Total		409,475	489,030	544,840	569,828	734,184	2,747,347	784,934	3,959,711
	<u>Deobligated/Reobligated</u>									
141.018	Reconstruct Rail Station Garfield/South Main Line	0	3,680	0	0	0	0	3,680	0	3,680
	Program Total New Projects	0	413,155	489,030	544,840	569,828	734,184	2,751,027	784,934	3,963,391
196.001	Rehabilitate Rail Lines	2,680	(2,680)	0	0	0	0	(2,680)	0	0
301.216	Contingencies	1,051	(1,000)	0	0	0	0	(1,000)	0	51
	Sub-Total Deobligated Projects	3,731	(3,680)	0	0	0	0	(3,680)	0	51
	Grand Total, Matched		409,475	489,030	544,840	569,828	734,184	2,747,347	784,934	3,963,442

CHICAGO TRANSIT AUTHORITY FY 2000 - 2004 CAPITAL PROGRAM

PROJECT: 021.801 **CATEGORY:** BUS-ROLLING STOCK

PROJECT TITLE: Perform Bus Maintenance Activities

DESCRIPTION / JUSTIFICATION:

FY 2000-2004 funding will provide labor and material to support the repair of buses. Maintenance expenses will be significantly reduced as more buses are cycled through the Mid-Life Overhaul Program.

CTA is embarking on an aggressive Bus Preventive Maintenance Program to schedule replacement of parts nearing the end of their useful life before they fail. Most of this effort will center on the Mid-Life Overhaul of buses in their 5th to 7th years.

This program will have many benefits. By investing in a Preventive Maintenance Program centered on the timely overhaul and replacement of buses CTA will improve the comfort, quality, and reliability of its service while reducing operating expenses. As more buses are cycled through the Mid-Life Overhaul Program, unscheduled maintenance on buses will be significantly reduced.

FINANCIAL SUMMARY :

GRANTS			EXPENDITURES		OBLIGATIONS	
Funded	\$	0	2000	\$ 12,966,175	\$	12,966,175
Pending FY 1999		0	2001	9,099,002		9,099,002
FY 2000		12,966,175	2002	5,776,145		5,776,145
FY 2001		9,099,002	2003	3,555,565		3,555,565
FY 2002		5,776,145	2004	1,864,641		1,864,641
FY 2003		3,555,565	2005+	0		0
FY 2004		1,864,641				
		Total		\$ 33,261,528	\$	33,261,528
FY 2000-2004 Program	\$	33,261,528				

CHICAGO TRANSIT AUTHORITY FY 2000 - 2004 CAPITAL PROGRAM

PROJECT: 021.804 **CATEGORY:** BUS-ROLLING STOCK

PROJECT TITLE: Perform Mid-Life Bus Overhaul

DESCRIPTION / JUSTIFICATION:

FY 2000 - 2004 funding will provide for the implementation of the ongoing Mid-Life Overhaul Preventive Maintenance Program.

CTA is embarking on an aggressive Bus Preventive Maintenance Program to schedule replacement of parts nearing the end of their useful life before they fail. Most of this effort will center on the Mid-Life Overhaul of buses in their 5th to 7th year.

This program will have many benefits. By investing in a Preventive Maintenance Program centered on the timely overhaul and replacement of buses, CTA will improve the comfort, quality, and reliability of its service while reducing operating expenses. As more buses are cycled thorough the Mid-Life Overhaul Program, unscheduled maintenance on buses will be significantly reduced.

FINANCIAL SUMMARY :

GRANTS			EXPENDITURES		OBLIGATIONS			
Funded	\$	0	2000	\$	0	\$	0	
Pending FY 1999		0	2001		5,098,500		5,098,500	
FY 2000		0	2002		9,473,446		9,473,446	
FY 2001		5,098,500	2003		3,929,253		3,929,253	
FY 2002		9,473,446	2004		0		0	
FY 2003		3,929,253	2005+		0		0	
FY 2004		0						
		<u>18,501,199</u>			<u>\$ 18,501,199</u>			<u>\$ 18,501,199</u>
FY 2000-2004 Program		\$ 18,501,199						

CHICAGO TRANSIT AUTHORITY FY 2000 - 2004 CAPITAL PROGRAM

PROJECT: 021.808 **CATEGORY:** BUS-ROLLING STOCK

PROJECT TITLE: Perform Life Extending Bus Overhaul

DESCRIPTION / JUSTIFICATION:

FY 2000-2003 funding will provide for the life-extending rehabilitation of 490 TMC buses purchased in 1991. This will allow us to smooth the replacement of 467 Flxible buses in 2003-2005 and 490 TMC buses in 2005-2007.

490 TMC and 467 Flxible buses were purchase in 1991 and will be eligible for retirement in 2003. This presents a severe funding issue in trying to replace them all at once. Therefore, CTA will rehabilitate 490 TMC buses to extend their useful lives to approximately 15 years allowing us to smooth out the replacement cycle of 957 buses over 5 years.

FINANCIAL SUMMARY :

GRANTS			EXPENDITURES		OBLIGATIONS	
Funded	\$	0	2000	\$ 132,000	\$	6,600,000
Pending FY 1999		0	2001	6,603,960		6,798,000
FY 2000		6,600,000	2002	6,725,057		3,150,873
FY 2001		6,798,000	2003	3,087,856		0
FY 2002		3,150,873	2004	0		0
FY 2003		0	2005+	0		0
FY 2004		0				
		<hr/>				
Total	\$	16,548,873		<hr/> \$ 16,548,873	\$	<hr/> 16,548,873
FY 2000-						
2004 Program	\$	16,548,873				

CHICAGO TRANSIT AUTHORITY FY 2000 - 2004 CAPITAL PROGRAM

PROJECT: 031.042 **CATEGORY:** BUS-ROLLING STOCK

PROJECT TITLE: Replace 450 Buses - (Option 2)

DESCRIPTION / JUSTIFICATION:

Purchase and place into service approximately 150 fully accessible, air conditioned forty foot buses, including a spare parts inventory. This funds exercise of the second option under an ongoing bus procurement contract.

FY 2000 funding will provide for the purchase of up to approximately 150 buses.

Buses manufactured by Flyer industries in 1983 and by M.A.N in 1985-86 will be replaced. These buses reached the industry standard retirement age of 12 years in 1995-1998. The new buses will be air conditioned and fully accessible. Continued operation of these over-age buses imposes unnecessarily high maintenance and operating costs on the CTA and reduces service reliability on our riders. Prior funding, in 1998, provided for the purchase of 150 buses and in 1999, Option 1 funding in 1991 provided approximately 150 buses. Option 2 completes the entire purchase of up to 450 buses.

FINANCIAL SUMMARY :

GRANTS		EXPENDITURES		OBLIGATIONS	
Funded	\$ 80,185,991	2000	\$ 800,000	\$ 40,000,000	
Pending FY 1999	0	2001	16,000,000		0
FY 2000	40,000,000	2002	23,200,000		0
FY 2001	0	2003	0		0
FY 2002	0	2004	0		0
FY 2003	0	2005+	0		0
FY 2004	0				
	Total \$ 120,185,991		\$ 40,000,000	\$ 40,000,000	
FY 2000-2004 Program	\$ 40,000,000				

CHICAGO TRANSIT AUTHORITY FY 2000 - 2004 CAPITAL PROGRAM

PROJECT: 031.043 **CATEGORY:** BUS-ROLLING STOCK

PROJECT TITLE: Replace Articulated Buses - 75

DESCRIPTION / JUSTIFICATION:

Purchase and place into service up to 75 fully accessible, air conditioned Articulated buses, including a spare parts inventory.

FY 2000 funding will provide for the purchase of up to 75 Articulated buses.

Buses manufactured by M.A.N in 1982 will be replaced. These buses reached their industry standard retirement age of 12 years in 1994. The new buses will be air conditioned and fully accessible. Continued operation of these over age M.A.N. buses imposes unnecessarily high maintenance and operating costs on the CTA and reduces service reliability on our riders.

FINANCIAL SUMMARY :

GRANTS			EXPENDITURES		OBLIGATIONS	
Funded	\$	0	2000	\$ 700,000	\$	35,000,000
Pending FY 1999		0	2001	14,000,000		0
FY 2000		35,000,000	2002	20,300,000		0
FY 2001		0	2003	0		0
FY 2002		0	2004	0		0
FY 2003		0	2005+	0		0
FY 2004		0				
Total				\$ 35,000,000	\$	35,000,000
FY 2000- 2004 Program	\$	35,000,000				

CHICAGO TRANSIT AUTHORITY FY 2000 - 2004 CAPITAL PROGRAM

PROJECT: 031.045 **CATEGORY:** BUS-ROLLING STOCK

PROJECT TITLE: Replace Buses - 490 TMC

DESCRIPTION / JUSTIFICATION:

Purchase and place into service up to 490 fully accessible, air conditioned forty foot buses, including a spare parts inventory.

Initial funding will provide for design and specification development for the purchase of up to 490 buses. Bus purchase is funded beyond the five - year period.

These buses were received in 1991 and will reach the industry standard retirement age of 12 years in 2003. An overhaul program, (project 021.808), will extend the life of the TMC to 2005-2007 to allow for a more affordable procurement schedule of approximately 200 to 250 buses per year.

FINANCIAL SUMMARY :

GRANTS		EXPENDITURES		OBLIGATIONS	
Funded	\$ 0	2000	\$ 0		\$ 0
Pending FY 1999	0	2001	0		0
FY 2000	0	2002	0		0
FY 2001	0	2003	12,000		600,000
FY 2002	0	2004	588,000		0
FY 2003	600,000	2005+	0		0
FY 2004	0				
	Total \$ 600,000		\$ 600,000		\$ 600,000
FY 2000-2004 Program	\$ 600,000				

CHICAGO TRANSIT AUTHORITY FY 2000 - 2004 CAPITAL PROGRAM

PROJECT: 031.049

CATEGORY: BUS-ROLLING STOCK

PROJECT TITLE: Replace Buses - 467 Flx

DESCRIPTION / JUSTIFICATION:

Purchase and place into service up to 467 fully accessible, air conditioned forty foot buses, including a spare parts inventory

FY 2001 funding will provide for specification development for the purchase of up to 467 buses. Funding to purchase the buses will occur in FY 2003 and 2004.

Buses manufactured by Flxible in 1991 will be replaced. These buses reach the industry standard retirement age of 12 years in 2003. The new buses will be air conditioned and accessible to the disabled. Procurement of replacement vehicles is scheduled at 200 to 250 buses per year.

FINANCIAL SUMMARY :

GRANTS			EXPENDITURES		OBLIGATIONS
Funded	\$	0	2000	\$ 0	\$ 0
Pending FY 1999		0	2001	12,000	600,000
FY 2000		0	2002	588,000	0
FY 2001		600,000	2003	1,260,900	63,045,000
FY 2002		0	2004	26,478,900	63,045,000
FY 2003		63,045,000	2005+	98,350,200	0
FY 2004		63,045,000			
Total				\$ 126,690,000	\$ 126,690,000
FY 2000-2004 Program					
	\$	126,690,000			

CHICAGO TRANSIT AUTHORITY FY 2000 - 2004 CAPITAL PROGRAM

PROJECT: 031.051 **CATEGORY:** BUS-ROLLING STOCK

PROJECT TITLE: Implement Project Clearview

DESCRIPTION / JUSTIFICATION:

This capital initiative will provide for the installation of security cameras and recorders on all CTA buses.

FY 2000 funding will complete the installation.

The installation of cameras on all CTA buses will record incidences that may take place, such as vandalism and other inappropriate behavior. Safety and vandalism are major concerns for the riding public and this project is being implemented in order to reduce these activities on CTA buses to provide a safer, friendly environment for our riders. This project will be coordinated with deliveries of new buses which will be so-equipped from the manufacturer.

FINANCIAL SUMMARY :

GRANTS			EXPENDITURES		OBLIGATIONS	
Funded	\$	0	2000	\$ 148,000	\$ 7,400,000	
Pending FY 1999		0	2001	7,252,000		0
FY 2000		7,400,000	2002	0		0
FY 2001		0	2003	0		0
FY 2002		0	2004	0		0
FY 2003		0	2005+	0		0
FY 2004		0				
Total				\$ 7,400,000	\$ 7,400,000	
FY 2000- 2004 Program	\$	7,400,000				

CHICAGO TRANSIT AUTHORITY FY 2000 - 2004 CAPITAL PROGRAM

PROJECT: 032.009 **CATEGORY:** BUS-ROLLING STOCK

PROJECT TITLE: Install Air Conditioners on 490 TMC Buses

DESCRIPTION / JUSTIFICATION:

Provide for the purchase and installation of air conditioning units for up to 490 TMC buses.

FY 2000 funding will provide for the complete installation.

Buses manufactured by TMC in 1991 did not have air conditioning. Air conditioning units will be installed on 475 of the TMC buses. The 15 narrow TMC buses that formerly operated on Lake Street, will be retired in 2003, and therefore, will not be equipped with air conditioning. The remaining 475 TMC buses will remain in service until 2005 to 2007. Air conditioning will provide a more comfortable ride for our customers through the remainder of these buses' service lives.

FINANCIAL SUMMARY :

GRANTS			EXPENDITURES		OBLIGATIONS
Funded	\$	0	2000	\$ 300,000	\$ 15,000,000
Pending FY 1999		0	2001	14,700,000	0
FY 2000		15,000,000	2002	0	0
FY 2001		0	2003	0	0
FY 2002		0	2004	0	0
FY 2003		0	2005+	0	0
FY 2004		0			
	Total	\$ 15,000,000		\$ 15,000,000	\$ 15,000,000
FY 2000-2004	Program	\$ 15,000,000			

CHICAGO TRANSIT AUTHORITY FY 2000 - 2004 CAPITAL PROGRAM

PROJECT: 101.005 **CATEGORY:** BUS-ROLLING STOCK

PROJECT TITLE: Replace Bus Fareboxes

DESCRIPTION / JUSTIFICATION:

The total scope of this project is to replace fareboxes on all CTA buses.

FY 2000 funding will provide for a consultant.

Our current equipment is 13 years old and beyond it's service life of 10 years. As the equipment ages, the failure rate will increase in road calls, customer inconvenience, and a decrease in bus service, revenue, and customer confidence in the system. Outdated replacement parts contribute to the high cost of maintaining the equipment.

FINANCIAL SUMMARY :

GRANTS			EXPENDITURES		OBLIGATIONS
Funded	\$	0	2000	\$ 14,000	\$ 700,000
Pending FY 1999		0	2001	1,483,859	39,892,930
FY 2000		700,000	2002	39,095,071	0
FY 2001		39,892,930	2003	0	0
FY 2002		0	2004	0	0
FY 2003		0	2005+	0	0
FY 2004		0			
<hr/>			<hr/>		<hr/>
Total	\$	40,592,930		\$ 40,592,930	\$ 40,592,930
FY 2000-					
2004 Program	\$	40,592,930			

CHICAGO TRANSIT AUTHORITY FY 2000 - 2004 CAPITAL PROGRAM

PROJECT: 201.008 **CATEGORY:** BUS-ROLLING STOCK

PROJECT TITLE: Purchase Hybrid Buses - Demonstration

DESCRIPTION / JUSTIFICATION:

Purchase and place into service up to 15 Diesel-Electric Low Emission buses and all necessary supporting elements, including infrastructure, fueling, project management, training, performance analysis and inspection.

FY 2000 funding will provide for specification development. FY2001 funding will provide for procurement of the buses.

Advanced technology fuels will provide the CTA with a bus/fuel system which advances the long term goals of the Clean Air Act and Energy Policy Act. This demonstration project will determine the viability of utilizing diesel/electric power generation to power standard 40-foot buses and complement CTA's ongoing low emission initiatives.

FINANCIAL SUMMARY :

GRANTS			EXPENDITURES		OBLIGATIONS	
Funded	\$	0	2000	\$ 2,000	\$	100,000
Pending FY 1999		0	2001	365,800		13,390,000
FY 2000		100,000	2002	5,356,000		0
FY 2001		13,390,000	2003	7,766,200		0
FY 2002		0	2004	0		0
FY 2003		0	2005+	0		0
FY 2004		0				
Total				\$ 13,490,000	\$	13,490,000
FY 2000-2004 Program						
	\$	13,490,000				

CHICAGO TRANSIT AUTHORITY FY 2000 - 2004 CAPITAL PROGRAM

PROJECT: 042.021 **CATEGORY:** BUS-STATIONS & PASSENGER FACILITIES

PROJECT TITLE: Improve Bus Turnarounds - 95th & Dan Ryan

DESCRIPTION / JUSTIFICATION:

Funding will provide for improvements to the 95th Dan Ryan bus turnarounds. These improvements include reconstruction of the pavement, curbs, aprons, access walkways, passenger islands, and lighting and landscape improvements, as required.

FY 2000 funds will complete this project.

The bus turnarounds at 95th Street are in a state of disrepair, due to age and heavy usage. Deteriorated and potholed roadways cause damage to vehicles and inconvenience our customers. The rundown condition of these turnarounds provides an unattractive and poorly functioning facility for customers and employees.

FINANCIAL SUMMARY :

GRANTS			EXPENDITURES		OBLIGATIONS	
Funded	\$	0	2000	\$ 20,000	\$	1,000,000
Pending FY 1999		0	2001	980,000		0
FY 2000		1,000,000	2002	0		0
FY 2001		0	2003	0		0
FY 2002		0	2004	0		0
FY 2003		0	2005+	0		0
FY 2004		0				
	Total \$	1,000,000		\$ 1,000,000	\$	1,000,000
FY 2000-2004 Program	\$	1,000,000				

CHICAGO TRANSIT AUTHORITY FY 2000 - 2004 CAPITAL PROGRAM

PROJECT: 042.821 **CATEGORY:** BUS-STATIONS & PASSENGER FACILITIES

PROJECT TITLE: Improve Bus Turnarounds

DESCRIPTION / JUSTIFICATION:

Improve bus turnarounds including as required: pavement, lighting, improve landscaping, add or rehab toilets throughout the CTA's service area.

FY 2000 funding will provide for the upgrade of the Austin/Madison bus turnaround. Future funding will target other locations.

Some of the Authority's bus turnarounds are in a state of disrepair, due to age and normal usage. Deteriorated and potholed roadways cause damage to vehicles and can cause unsafe operating conditions. Additionally, many operator toilet facilities are in need of upgrading. The rundown appearance of these turnarounds can be detrimental to the adjoining community and CTA's customers and employees.

FINANCIAL SUMMARY :

GRANTS		EXPENDITURES	OBLIGATIONS
Funded	\$ 0	2000 \$ 12,000	\$ 600,000
Pending FY 1999	0	2001 600,360	618,000
FY 2000	600,000	2002 618,371	636,540
FY 2001	618,000	2003 636,922	655,636
FY 2002	636,540	2004 656,029	675,305
FY 2003	655,636	2005+ 661,799	0
FY 2004	675,305		
Total	\$ 3,185,481	\$ 3,185,481	\$ 3,185,481
FY 2000-2004 Program	\$ 3,185,481		

CHICAGO TRANSIT AUTHORITY FY 2000 - 2004 CAPITAL PROGRAM

PROJECT: 090.015 **CATEGORY:** BUS-STATIONS & PASSENGER FACILITIES

PROJECT TITLE: Rehabilitate/Purchase/Install Bus Passenger Shelters

DESCRIPTION / JUSTIFICATION:

The scope of the project is to rehabilitate, purchase, and install bus passenger shelters within the CTA bus service area.

Initial funding will provide for identification of locations for shelters along key bus routes. New shelters will have integrated signage and route information and may include other passenger amenities such as benches and bike racks suitable for specific locations.

In order to provide our customers with the best service possible, it is important to provide bus shelters to protect them from the weather as they wait for buses to arrive. Some of the future funding will rehabilitate old shelters; some will provide for new locations, to be selected based on a backlog of requests from riders, neighborhood groups, elected officials and site determinations made by the initial funding.

FINANCIAL SUMMARY :

GRANTS			EXPENDITURES		OBLIGATIONS	
Funded	\$	0	2000	\$ 8,000	\$	400,000
Pending FY 1999		0	2001	466,160		3,708,000
FY 2000		400,000	2002	3,710,225		3,819,240
FY 2001		3,708,100	2003	3,821,532		3,933,817
FY 2002		3,819,240	2004	3,936,177		4,051,829
FY 2003		3,933,817	2005+	3,970,792		0
FY 2004		4,051,829				
	Total \$	15,912,886		\$ 15,912,886	\$	15,912,886
FY 2000-						
2004 Program	\$	15,912,886				

CHICAGO TRANSIT AUTHORITY FY 2000 - 2004 CAPITAL PROGRAM

PROJECT: 172.009 **CATEGORY:** BUS-STATIONS & PASSENGER FACILITIES

PROJECT TITLE: Rehab Bus Bridge - 69th/Dan Ryan

DESCRIPTION / JUSTIFICATION:

Reconstruct the bus bridge over the Dan Ryan Expressway at 69th Street including adjacent walkaways, bus islands, curbs and access areas as required.

Initial funding will provide for design of the bus bridge. Future funding will provide for reconstruction.

The current bridge deck is 30 years old and in a state of disrepair, and requires replacement to continue to permit safe bus service to our customers.

FINANCIAL SUMMARY :

GRANTS			EXPENDITURES		OBLIGATIONS		
Funded	\$	0	2000	\$	5,000	\$	250,000
Pending FY 1999		0	2001		291,350		2,317,500
FY 2000		250,000	2002		2,271,150		0
FY 2001		2,317,500	2003		0		0
FY 2002		0	2004		0		0
FY 2003		0	2005+		0		0
FY 2004		0					
	Total	\$		\$	2,567,500	\$	2,567,500
FY 2000-2004 Program	\$	2,567,500					

CHICAGO TRANSIT AUTHORITY FY 2000 - 2004 CAPITAL PROGRAM

PROJECT: 172.010 **CATEGORY:** BUS-STATIONS & PASSENGER FACILITIES

PROJECT TITLE: Rehab Bus Bridge - 95th/Dan Ryan

DESCRIPTION / JUSTIFICATION:

Reconstruct the bus bridge over the Dan Ryan Expressway at 95th Street including adjacent walkaways, bus islands, curbs and access areas as required.

Initial funding will provide for design of the bus bridge. Future funding will provide for reconstruction.

The current bridge deck is 30 years old and in a state of disrepair, and requires replacement to continue to permit safe bus service to our customers.

FINANCIAL SUMMARY :

GRANTS		EXPENDITURES		OBLIGATIONS
Funded	\$ 0	2000	\$ 5,000	\$ 250,000
Pending FY 1999	0	2001	245,000	0
FY 2000	250,000	2002	47,741	2,387,025
FY 2001	0	2003	2,339,284	0
FY 2002	2,387,025	2004	0	0
FY 2003	0	2005+	0	0
FY 2004	0			
	<hr/>		<hr/>	<hr/>
	Total \$ 2,637,025		\$ 2,637,025	\$ 2,637,025
FY 2000-2004 Program	\$ 2,637,025			

CHICAGO TRANSIT AUTHORITY FY 2000 - 2004 CAPITAL PROGRAM

PROJECT: 071.020 **CATEGORY:** BUS-SUPPORT FACILITIES & EQUIPMENT

PROJECT TITLE: Bus Garage System Plan

DESCRIPTION / JUSTIFICATION:

Study CTA's garage needs based on the physical condition and layout of existing garages and the operational needs of the bus system. Archer, Forest Glen, and North Park Garages occupy parcels smaller than the optimal condition for new facilities. North Park Garage is a leased property and depending on negotiations, may have to be relocated. Furthermore, Archer and 77th Garages were built in the early 1900's as streetcar barns and converted to bus use.

Major rehabilitation or relocation of all four garages is needed in the next 10 years. The first priority decision is whether these garages should remain at their existing locations, and if not, to establish parameters to guide location decisions, so planning can proceed and the land acquisition process can be initiated.

FINANCIAL SUMMARY :

GRANTS			EXPENDITURES		OBLIGATIONS	
Funded	\$	0	2000	\$ 8,000	\$	400,000
Pending FY 1999		0	2001	392,000		0
FY 2000		400,000	2002	0		0
FY 2001		0	2003	0		0
FY 2002		0	2004	0		0
FY 2003		0	2005+	0		0
FY 2004		0				
Total				\$ 400,000	\$	400,000
FY 2000- 2004 Program						\$ 400,000

CHICAGO TRANSIT AUTHORITY FY 2000 - 2004 CAPITAL PROGRAM

PROJECT: 073.056 **CATEGORY:** BUS-SUPPORT FACILITIES & EQUIPMENT

PROJECT TITLE: Reconstruct Bus Garage

DESCRIPTION / JUSTIFICATION:

Design and construction of a bus storage and maintenance facility to replace one of CTA's four oldest bus garages.

Within the 2000 - 2004, 5 year program, CTA intends to replace one of its oldest garages. CTA will be conducting a garage needs study funded in FY 2000 (071.020). This study will determine the most appropriate garage to replace first and identify whether to replace the garage on its current site, or at an alternative site.

This new facility will have adequate space to provide for efficient and modern garage functions, employee parking, and utility vehicle storage. The equipment to be purchased will provide for up-to-date mechanical and diagnostic equipment to repair such items as: engines, transmissions, and cooling systems. The projects will also provide for the furnishings and equipment necessary for the day to day bus maintenance operations of a modern garage.

FINANCIAL SUMMARY :

GRANTS		EXPENDITURES	OBLIGATIONS
Funded	\$ 0	2000	\$ 0
Pending FY 1999	0	2001	82,400
FY 2000	0	2002	4,037,600
FY 2001	4,120,000	2003	0
FY 2002	0	2004	1,035,467
FY 2003	0	2005+	50,737,901
FY 2004	51,773,368		
	Total \$ 55,893,368		\$ 55,893,368
FY 2000-2004 Program	\$ 55,893,368		\$ 55,893,368

CHICAGO TRANSIT AUTHORITY FY 2000 - 2004 CAPITAL PROGRAM

PROJECT: 081.023 **CATEGORY:** BUS-SUPPORT FACILITIES & EQUIPMENT

PROJECT TITLE: Upgrade Bus Washer and Trash Collection - Forest Glen

DESCRIPTION / JUSTIFICATION:

Design, purchase, and install bus washing and trash collection equipment at the Forest Glen Garage.

Prior funding began design for the bus washers. Initial funding will provide for the design of the Trash Collection system. Future funding will construct the bus washer and trash collection systems.

There are approximately 270 buses assigned to the Forest Glen maintenance and storage facility. This facility currently has one bus washer and no functional trash collection system to dispose of trash removed from buses on a daily basis. Chicago Transit Authority standards require buses to be washed and cleaned daily. The existing bus washing equipment is over 35 years old, costly to repair, and is inadequate to meet the washing need of this facility. The purchase and installation of bus washing equipment and a Trash Collection System will decrease maintenance costs, increase productivity, and improve the appearance of the bus fleet by permitting all buses at Forest Glen Garage to be washed and cleaned daily.

FINANCIAL SUMMARY :

GRANTS			EXPENDITURES		OBLIGATIONS		
Funded	\$	314,212	2000	\$	8,000	\$	400,000
Pending FY 1999		0	2001		240,000		0
FY 2000		400,000	2002		268,699		5,834,950
FY 2001		0	2003		3,500,970		0
FY 2002		5,834,950	2004		2,217,281		0
FY 2003		0	2005+		0		0
FY 2004		0					
	Total	\$		\$	6,234,950	\$	6,234,950
FY 2000-							
2004 Program	\$	6,234,950					

CHICAGO TRANSIT AUTHORITY FY 2000 - 2004 CAPITAL PROGRAM

PROJECT: 084.810 **CATEGORY:** BUS-SUPPORT FACILITIES & EQUIPMENT

PROJECT TITLE: Purchase Maintenance Equipment - Bus

DESCRIPTION / JUSTIFICATION:

Purchase tools and equipment needed to maintain the bus rolling stock for the CTA system.

Capital eligible tools purchased under this program will be used to repair rolling stock and other elements of the infrastructure in order to support bus operations. Examples of equipment include (1999 costs): hoists (\$30,000), milling machine (\$120,000), floor scrubber (\$35,000), and fork lifts (\$45,000).

FINANCIAL SUMMARY :

GRANTS		EXPENDITURES		OBLIGATIONS	
Funded	\$ 1,000,000	2000	\$ 13,333	\$	666,667
Pending FY 1999	0	2001	413,734		686,667
FY 2000	666,667	2002	679,479		707,267
FY 2001	686,667	2003	699,863		728,485
FY 2002	707,267	2004	720,859		750,339
FY 2003	728,485	2005+	1,012,157		0
FY 2004	750,339				
Total	\$ 4,539,425		\$ 3,539,425	\$	3,539,425
FY 2000- 2004 Program	\$ 3,539,425				

CHICAGO TRANSIT AUTHORITY FY 2000 - 2004 CAPITAL PROGRAM

PROJECT: 194.115 **CATEGORY:** RAIL-ACQUISITIONS & EXTENSIONS

PROJECT TITLE: CTA Ravenswood Line New Start

DESCRIPTION / JUSTIFICATION:

Expand the passenger capacity of the Ravenswood Line from Kimball Terminal to Tower 18 in the Loop.

FY 2000 funding will provide for continued design of various elements of the project.

Future funding will provide for construction. Additional, funding in the next five years will be required to complete the project.

The elevated portion of the Ravenswood route was constructed between 1893 and 1910 from Belmont to Campbell, and extended at grade to its present terminal in the 1910's. It includes 19 stations, and serves approximately 90,000 riders each weekday. Ridership has grown for twenty years at a compounded annual rate of 1.7%, and rush hour trains are crush-loaded. The Line's market area continues to redevelop, and potential riders are being discouraged from using the Ravenswood Line due to crowded conditions. Several CTA lines operate eight-car trains, but the Ravenswood Line is limited to six-car trains due to station platform length. Lengthening all platforms to accommodate eight-car trains, and selected yard improvements will substantially increase capacity. In addition, all stations will be made accessible.

FINANCIAL SUMMARY :

GRANTS		EXPENDITURES		OBLIGATIONS	
Funded	\$ 7,411,391	2000	\$ 85,565	\$	4,278,257
Pending FY 1999	0	2001	4,492,692		15,000,000
FY 2000	4,278,257	2002	15,525,000		41,250,000
FY 2001	15,000,000	2003	41,600,000		58,750,000
FY 2002	41,250,000	2004	59,191,901		80,845,069
FY 2003	58,750,000	2005+	79,228,168		0
FY 2004	80,845,069				
	<hr/>		<hr/>		<hr/>
	Total \$ 207,534,717		\$ 200,123,326	\$	200,123,326
FY 2000-					
2004 Program	\$ 200,123,326				

CHICAGO TRANSIT AUTHORITY FY 2000 - 2004 CAPITAL PROGRAM

PROJECT: 194.815 **CATEGORY:** RAIL-ACQUISITIONS & EXTENSIONS

PROJECT TITLE: CTA Ravenswood Line Other Non-New Start

DESCRIPTION / JUSTIFICATION:

Provide for the capacity expansion of the Ravenswood Line from Kimball Terminal to Tower 18 in the Loop.

FY 2000 funding will provide for continued design of various elements of the project using CTA formula funds.

Future funding under Project 194.115 will fund construction.

The elevated portion of the Ravenswood route was constructed between 1893 and 1910 from Belmont to Campbell, and extended at grade to its present terminal in the 1910's. It includes 19 stations, and serves approximately 104,000 riders each weekday. Ridership has grown for twenty years at a compounded annual rate of 1.7%, and rush hour trains are crush-loaded. The Line's market area continues to redevelop, and potential riders are being discouraged from using the Ravenswood Line due to crowded conditions. Several CTA lines operate eight-car trains, but the Ravenswood Line is limited to six-car trains due to station platform length. Lengthening all platforms to accommodate eight-car trains, straightening tight S-curves which slow operations, and selected yard improvements will substantially increase capacity.

FINANCIAL SUMMARY :

GRANTS			EXPENDITURES		OBLIGATIONS
Funded	\$	0	2000	\$ 212,159	\$ 10,607,950
Pending FY 1999		0	2001	10,395,791	0
FY 2000		10,607,950	2002	0	0
FY 2001		0	2003	0	0
FY 2002		0	2004	0	0
FY 2003		0	2005+	0	0
FY 2004		0			
	Total	\$ 10,607,950		\$ 10,607,950	\$ 10,607,950
FY 2000-2004 Program	\$	10,607,950			

CHICAGO TRANSIT AUTHORITY FY 2000 - 2004 CAPITAL PROGRAM

PROJECT: 194.117

CATEGORY: RAIL-ACQUISITIONS & EXTENSIONS

PROJECT TITLE: Rehabilitate CT/ Douglas Branch New Start

DESCRIPTION / JUSTIFICATION:

Provide for the reconstruction of the Douglas Branch from 54th/Cermak in Cicero through the incline connection to the Congress Branch.

FY 2000 funding will provide for continued design of various elements of the project. Future funding will provide for reconstruction efforts.

The Engineering Condition Assessment indicates the presence of an improper structure profile on the elevated structure which has led to the identification of a permanent slow zone from 18th to Polk Street. Modest structure renewal has kept the line open, but major work on the terminal, rail stations, signal and communications, structure and foundations is needed to keep the line open and restore the normal operating speed on the line. Recent accelerated deterioration of foundations have led to an increase in maintenance costs and amount of slow orders on this line. Rehabilitation of the Douglas Branch of the Blue Line will be accomplished in three phases. Phase I will replace the existing iron structure with concrete bents and cross girders. Stations will be reconstructed as the track structure is being built. Six stations will be replaced in coordination with bent replacement. Phase II of the project involves rehabilitating the existing structure, track, and construction of column bases and foundations on the north section of the elevated structure from Loomis Incline to Wood Street. Phase III consists of improvements to the ballasted section of the Douglas Branch from Kildare to 54th Avenue.

FINANCIAL SUMMARY :

GRANTS			EXPENDITURES		OBLIGATIONS	
Funded	\$	14,200,000	2000	\$ 85,565	\$	4,278,258
Pending FY 1999		0	2001	5,942,693		87,500,000
FY 2000		4,278,258	2002	88,025,000		113,750,000
FY 2001		87,500,000	2003	113,675,000		110,000,000
FY 2002		113,750,000	2004	109,316,901		75,845,069
FY 2003		110,000,000	2005+	74,328,168		0
FY 2004		75,845,069				
		<u>Total</u>		<u>\$ 391,373,327</u>	\$	<u>391,373,327</u>
FY 2000-						
2004 Program	\$	391,373,327				

CHICAGO TRANSIT AUTHORITY FY 2000 - 2004 CAPITAL PROGRAM

PROJECT: 194.817 **CATEGORY:** RAIL-ACQUISITIONS & EXTENSIONS

PROJECT TITLE: Rehabilitate CTA Douglas Branch Other Non-New Start

DESCRIPTION / JUSTIFICATION:

Provide for the reconstruction of the Douglas Branch from 54th/Cermak in Cicero through the incline connection to the Congress Branch.

FY 2000 funding will provide for continued design of various elements of the project using CTA formula funds. Future funding under project 194.117 will provide for construction.

The Engineering Condition Assessment indicates the presence of an improper structure profile on the elevated structure which has led to the identification of a permanent slow zone from 18th to Polk Street. Modest structure renewal has kept the line open, but major work on the terminal, rail stations, signal and communications, structure and foundations is needed to keep the line open and restore the normal operating speed on the line. Recent accelerated deterioration of foundations have led to an increase in maintenance costs and amount of slow orders on this line.

FINANCIAL SUMMARY :

GRANTS			EXPENDITURES		OBLIGATIONS	
Funded	\$	0	2000	\$ 118,622	\$ 5,931,102	
Pending FY 1999		0	2001	5,812,480		0
FY 2000		5,931,102	2002	0		0
FY 2001		0	2003	0		0
FY 2002		0	2004	0		0
FY 2003		0	2005+	0		0
FY 2004		0				
Total				\$ 5,931,102	\$ 5,931,102	
FY 2000- 2004 Program				\$ 5,931,102		

CHICAGO TRANSIT AUTHORITY FY 2000 - 2004 CAPITAL PROGRAM

PROJECT: 194.917 **CATEGORY:** RAIL-ACQUISITIONS & EXTENSIONS

PROJECT TITLE: Rehabilitate CTA Douglas Branch-Initial Rehab Non-New Start

DESCRIPTION / JUSTIFICATION:

Provide for the rehabilitation of the Douglas Branch from Keeler Avenue through the incline connection to the Congress Branch.

FY 2000 funding will provide for initial rehabilitation of structural components, needed to maintain service, until New Start funding for construction becomes available. The focus of this work is at the eastern end of the Douglas Branch.

The Engineering Condition Assessment indicates the presence of an improper structure profile on the elevated structure which has led to the identification of a permanent slow zone from 18th to Polk Street. Modest structure renewal has kept the line open, but major work on the terminal, rail stations, signal and communications, structure and foundations is needed to keep the line open and restore the normal operating speed on the line. Recent accelerated deterioration of foundations have led to an increase in maintenance costs and amount of slow orders on this line.

FINANCIAL SUMMARY :

GRANTS			EXPENDITURES		OBLIGATIONS	
Funded	\$	0	2000	\$ 70,000	\$	3,500,000
Pending FY 1999		0	2001	3,502,100		3,605,000
FY 2000		3,500,000	2002	3,532,900		0
FY 2001		3,605,000	2003	0		0
FY 2002		0	2004	0		0
FY 2003		0	2005+	0		0
FY 2004		0				
Total				\$ 7,105,000	\$	7,105,000
FY 2000- 2004 Program	\$	7,105,000				

CHICAGO TRANSIT AUTHORITY FY 2000 - 2004 CAPITAL PROGRAM

PROJECT: 053.004 **CATEGORY:** RAIL-MISCELLANEOUS

PROJECT TITLE: Rail Service Management System

DESCRIPTION / JUSTIFICATION:

Design and install new equipment to replace and upgrade the current Rail Radio System, including new communications infrastructure and software.

FY 2000-04 funding is for design. Future funding will be required to purchase and install the equipment.

CTA's obsolete, twenty year old rail radio system has occasionally hampered rail control operations and the delivery of service to the public. Clear, reliable radio communication, coupled with automatic train dispatch and monitoring, is essential for safe and efficient operation of a modern rail system.

Maintenance problems, combined with a limited channel capacity, have produced an inconsistent level of communication between rail system personnel and the Control Center. This situation can hamper service restoration during disruptions, and potentially, the delivery of police and/or fire services in an emergency situation. The new system will provide clear communications, computer aided management of rail operations, and enhanced communication to the Police and Fire Departments.

FINANCIAL SUMMARY :

GRANTS			EXPENDITURES		OBLIGATIONS	
Funded	\$	0	2000	\$ 0	\$	0
Pending FY 1999		0	2001			0
FY 2000		0	2002	63,654		3,182,700
FY 2001		0	2003	3,119,046		0
FY 2002		3,182,700	2004	0		0
FY 2003		0	2005+	0		0
FY 2004		0				
Total			\$ 3,182,700		\$ 3,182,700	
FY 2000- 2004 Program			\$ 3,182,700			

CHICAGO TRANSIT AUTHORITY FY 2000 - 2004 CAPITAL PROGRAM

PROJECT: 124.101 **CATEGORY:** RAIL-MISCELLANEOUS

PROJECT TITLE: Improve SCADA Operational System

DESCRIPTION / JUSTIFICATION:

The SCADA (Supervisory Control and Data Acquisition) system is in the final phase of installation at all CTA substations and subway environmental, and customer station (Green Line) environment are on line and operational. In order to effectively utilize the SCADA operation for rail system operations, traction power distribution system schematic and diagram (substations and equipment drawings, power distributing diagrams, track level power schematic (contact and running rail), as well as signal information need to be converted to electronic form to store centrally on the SCADA system.

FY 2000 funding will provide for the installation of a power energy management module that includes field reading devices in the substations to monitor energy management of the system. Upgrade the SCADA system hardware and software to maintain the system at a level that meets the latest technological standards.

When installation is completed, the new traction power supervisory system will provide the following benefits: visual display at the Control Center which supports real-time rail power operations control, computer monitoring of power equipment resulting in efficient identification and isolation of malfunctioning equipment. These benefits will improve the overall safety and timeliness of the rail system.

FINANCIAL SUMMARY :

GRANTS			EXPENDITURES		OBLIGATIONS	
Funded	\$	0	2000	\$ 16,000	\$	800,000
Pending FY 1999		0	2001	800,480		824,000
FY 2000		800,000	2002	816,007		424,360
FY 2001		824,000	2003	415,873		0
FY 2002		424,360	2004	0		0
FY 2003		0	2005+	0		0
FY 2004		0				
Total				\$ 2,048,360	\$	2,048,360
FY 2000- 2004 Program				\$ 2,048,360		

CHICAGO TRANSIT AUTHORITY FY 2000 - 2004 CAPITAL PROGRAM

PROJECT: 124.102 **CATEGORY:** RAIL- MISCELLANEOUS

PROJECT TITLE: Implement SCADA Radio Back-Up System

DESCRIPTION / JUSTIFICATION:

Purchase and place into service a wireless communication system that will provide backup communications between the Control Center and remote terminal units (RTU's).

This backup communication system will allow the CTA to control power in emergency situations when land line communications are lost. When disruptions occur such as track fires, the CTA cannot de-energize (or remove) power on the third rail grid for the identified section for operation until personnel arrived at the affected substations and open breaker locally. A backup communication system will expedite emergency response time significantly.

FINANCIAL SUMMARY :

GRANTS			EXPENDITURES		OBLIGATIONS
Funded	\$	0	2000	\$	0
Pending FY 1999		0	2001	16,480	824,000
FY 2000		0	2002	807,520	0
FY 2001		824,000	2003	0	0
FY 2002		0	2004	0	0
FY 2003		0	2005+	0	0
FY 2004		0			
		Total		\$	\$
		824,000		824,000	824,000
FY 2000-					
2004 Program	\$	824,000			

CHICAGO TRANSIT AUTHORITY FY 2000 - 2004 CAPITAL PROGRAM

PROJECT: 150.001 **CATEGORY:** RAIL-MISCELLANEOUS

PROJECT TITLE: Upgrade Safety Equipment - Subways

DESCRIPTION / JUSTIFICATION:

Design, purchase and install emergency equipment in the State, Dearborn and O'Hare subways, including: tunnel pumps, exhaust fans and louvers. This project includes a ventilation study to determine equipment requirements and configurations, systems design, equipment purchase, installation, and testing.

FY 2000 funding will provide for the installation of pumps in the State and Dearborn subways.

The subway emergency equipment in the State Street Subway is over 50 years old and in the Dearborn Subway over 42 years. Spare parts are no longer readily available for the pumps making this important equipment very difficult to maintain. The pumps are needed to remove water that may infiltrate the subway tubes. If the pumps fail, water levels could rise, submerging way side equipment and contact rail. Rising water can interfere with electrical distribution to the trains, disrupting service and endangering our customers. The fans and louvers will provide increased ventilation, protecting passengers from smoke inhalation in the event of fire. The ventilation elements of the project require funding post-2004.

FINANCIAL SUMMARY :

GRANTS		EXPENDITURES		OBLIGATIONS	
Funded	\$ 4,137,646	2000	\$ 20,000	\$ 1,000,000	
Pending FY 1999	0	2001	980,000		0
FY 2000	1,000,000	2002	0		0
FY 2001	0	2003	0		0
FY 2002	0	2004	0		0
FY 2003	0	2005+	0		0
FY 2004	0				
	Total \$ 5,137,646		\$ 1,000,000	\$ 1,000,000	
FY 2000-2004 Program	\$ 1,000,000				

CHICAGO TRANSIT AUTHORITY FY 2000 - 2004 CAPITAL PROGRAM

PROJECT: 202.201 **CATEGORY:** RAIL-MISCELLANEOUS

PROJECT TITLE: North-South Rail Capacity Study

DESCRIPTION / JUSTIFICATION:

Conduct a study to examine the following: how to better utilize the existing 4-track north-south rail infrastructure of the Loop elevated and the Red Line; find opportunities to improve travel times and service levels from outlying areas to the Loop; identify opportunities and constraints for implementing a proposed limited stop service from Howard and 95th to downtown and an analysis of zone-express service utilizing the four-track segment on the Howard Branch; analyze the Loop under various through-routing and operating scenarios and recommend strategies for improving the capacity on the Loop elevated structure; and develop a Loop simulation model.

There is an increasing demand for additional service along the Brown Line. To accommodate that demand, eight-car service is proposed. Then with the Brown Line's ability to accommodate CTA's standard eight-car trains there will consist opportunities to through-route the Brown Line with other services (e.g. Orange Line). This study will determine the impact of various routings on the Loop and junction capacities, as well as explore opportunities for new service patterns such as routing Purple Line service into the State Street Subway.

This study will also focus on the Red Line corridor to determine what opportunities exist for improving travel times for customers commuting from Howard and 95th Street to the Loop. Strategies may include skip stop, limited stop, or short turning trains to increase the overall speed of travel from either end of the line into downtown.

FINANCIAL SUMMARY :

GRANTS			EXPENDITURES		OBLIGATIONS		
Funded	\$	0	2000	\$	0	\$	0
Pending FY 1999		0	2001		15,450		772,500
FY 2000		0	2002		757,050		0
FY 2001		772,500	2003		0		0
FY 2002		0	2004		0		0
FY 2003		0	2005+		0		0
FY 2004		0					
Total		\$ 772,500	\$ 772,500		\$ 772,500		
FY 2000- 2004 Program		\$ 772,500					

CHICAGO TRANSIT AUTHORITY FY 2000 - 2004 CAPITAL PROGRAM

PROJECT: 053.015 **CATEGORY:** RAIL-ELECTRIC/SIGNAL/COMMUNICATION

PROJECT TITLE: Install Fiber Optic System - O'Hare

DESCRIPTION / JUSTIFICATION:

Purchase and install a Fiber Optic Backbone Carrier System for the CTA rail system, with communication equipment at major passenger stations on the rail system. Also included are Fiber Optic connections to key non-rail right-of-way locations.

FY 2000 funding will provide for the support of contractor installation of main fiber optic cable on the O'Hare line. CTA expects most of this cost will be for flagging services.

CTA requires expanded communications capacity to accommodate fare control, SCADA (Supervisory Control and Data Acquisition, which monitors and controls power distribution), signal and vehicle location systems now being planned and/or implemented, as well as to provide reliable communication links to CTA facilities. A modern fiber optics plant is the most efficient way to achieve this expanded capacity. Future funding of \$40,000,000 will be required to complete the purchase and installation of a modern fiber optics system.

FINANCIAL SUMMARY :

GRANTS			EXPENDITURES		OBLIGATIONS	
Funded	\$	0	2000	\$ 24,000	\$	1,200,000
Pending FY 1999		0	2001	1,176,000		0
FY 2000		1,200,000	2002	0		0
FY 2001		0	2003	0		0
FY 2002		0	2004	0		0
FY 2003		0	2005+	0		0
FY 2004		0				
		Total		\$ 1,200,000	\$	1,200,000
FY 2000-2004 Program	\$	1,200,000				

CHICAGO TRANSIT AUTHORITY FY 2000 - 2004 CAPITAL PROGRAM

PROJECT: 121.016

CATEGORY: RAIL-ELECTRIC/SIGNAL/COMMUNICATION

PROJECT TITLE: Replace Substation and Subway Power Distribution Cable

DESCRIPTION / JUSTIFICATION:

Replace and modernize the traction power distribution cable and associated components connecting substations to contact rail and cable from switches to the contact rail in the State Street subway.

The substation cable system, transmits power to rapid transit trains operating on the elevated structure and the subways, it requires replacement due to it's age and deterioration. The lead jacketed power cables were installed in the early part of the 1940's and have reached the end of their useful life. The failure of a cable, duct line, or associated element would result in an extended service disruption until repairs could be made. Where asbestos is encountered, abatement procedures will be instituted. Locations include: State Street subway and cable from substations at Sacramento, Kolmar, 79th, Edmonds.

FINANCIAL SUMMARY :

GRANTS		EXPENDITURES		OBLIGATIONS	
Funded	\$ 0	2000	\$ 0	\$	0
Pending FY 1999	0	2001	41,200		2,060,000
FY 2000	0	2002	2,018,800		0
FY 2001	2,060,000	2003	262,254		13,112,724
FY 2002	0	2004	12,850,470		0
FY 2003	13,112,724	2005+	0		0
FY 2004	0				
	Total \$ 15,172,724		\$ 15,172,724		\$ 15,172,724
FY 2000-2004 Program	\$ 15,172,724				

CHICAGO TRANSIT AUTHORITY FY 2000 - 2004 CAPITAL PROGRAM

PROJECT: 121.017

CATEGORY: RAIL-ELECTRIC/SIGNAL/COMMUNICATION

PROJECT TITLE: Replace Skokie Power Distribution

DESCRIPTION / JUSTIFICATION:

Replace catenary support structures and power cabling on the Yellow Line, from Crawford to Dempster where traction power is provided by overhead wires.

The project will replace 70 support structures constructed in the 1920's including foundations, columns, cantilevered arms and all power cable (approximately 2.2 miles x two tracks) and material necessary for safe operations. The current catenary and support structures are aged and deteriorated. Replacing this power distribution system will decrease the possibility of power shutdowns and service disruptions. Upon completion, slow zones will be eliminated. CTA may explore with the Village of Skokie, replacing a portion of the catenary with 3rd rail power.

FINANCIAL SUMMARY :

	GRANTS		EXPENDITURES	OBLIGATIONS
Funded	\$ 0	2000	\$ 10,000	\$ 500,000
Pending FY 1999	0	2001	490,000	0
FY 2000	500,000	2002	116,699	5,834,950
FY 2001	0	2003	5,718,251	0
FY 2002	5,834,950	2004	0	0
FY 2003	0	2005+	0	0
FY 2004	0			
	Total \$ 6,334,950		\$ 6,334,950	\$ 6,334,950
FY 2000- 2004 Program	\$ 6,334,950			

CHICAGO TRANSIT AUTHORITY FY 2000 - 2004 CAPITAL PROGRAM

PROJECT: 121.840 **CATEGORY:** RAIL-ELECTRIC/SIGNAL/COMMUNICATION

PROJECT TITLE: Substation Renovation Program

DESCRIPTION / JUSTIFICATION:

Replace and upgrade antiquated substation facilities and associated equipment.

Initial funding will replace equipment and buildings as required for the 42nd Street, Broadway, Franklin, State Street substations and associated elements. Future funding will upgrade or replace four additional locations.

Substation facilities and equipment require replacement due to age and deterioration. If a system failure results because of the poor condition of these facilities, service would be interrupted until repairs could be made. Substation failure could cause a substantial disruption in service with attendant inconvenience to our riders.

FINANCIAL SUMMARY :

GRANTS			EXPENDITURES		OBLIGATIONS
Funded	\$	0	2000	\$	0
Pending FY 1999		0	2001	41,200	2,060,000
FY 2000		0	2002	2,018,800	0
FY 2001	2,060,000		2003	0	0
FY 2002		0	2004	292,632	14,631,604
FY 2003		0	2005+	14,338,972	0
FY 2004	14,631,604				
	Total	\$ 16,691,604		\$ 16,691,604	\$ 16,691,604
FY 2000-					
2004 Program	\$	16,691,604			

CHICAGO TRANSIT AUTHORITY FY 2000 - 2004 CAPITAL PROGRAM

PROJECT: 124.104 **CATEGORY:** RAIL-ELECTRIC/SIGNAL/COMMUNICATION

PROJECT TITLE: Install Traction Power Energy Management System

DESCRIPTION / JUSTIFICATION:

Install power energy management module for the SCADA system that includes field reading devices in the substations to determine energy management information.

The CTA's annual traction power budget is approximately \$20.0 million. An energy management module for the SCADA system will allow for the monitoring and recording of power usage and demand. The module will assist the CTA in planning or preparing the traction power requirement in the substations to balance supply and reduce usage, potentially reducing system power costs.

FINANCIAL SUMMARY :

GRANTS			EXPENDITURES		OBLIGATIONS
Funded	\$	0	2000	\$ 6,000	\$ 300,000
Pending FY 1999		0	2001	294,000	0
FY 2000		300,000	2002	0	0
FY 2001		0	2003	0	0
FY 2002		0	2004	0	0
FY 2003		0	2005+	0	0
FY 2004		0			
	Total \$	<u>300,000</u>		<u>\$ 300,000</u>	<u>\$ 300,000</u>
FY 2000-					
2004 Program	\$	300,000			

CHICAGO TRANSIT AUTHORITY FY 2000 - 2004 CAPITAL PROGRAM

PROJECT: 161.018

CATEGORY: RAIL-ELECTRIC/SIGNAL/COMMUNICATION

PROJECT TITLE: Replace Signal System and Rail - Dearborn & Congress Subway

DESCRIPTION / JUSTIFICATION:

Replace the block signal system with cab signals and interlockings on the Congress Line and the Dearborn Subway. The work will include sixteen miles of bidirectional cab signals from Fullerton/Milwaukee to Desplaines Terminal, including the Douglas Incline to Harrison Junction with signal interlockings at Evergreen, Grand, LaSalle, Morgan Middle, Loomis Junction, Western, California, Pulaski, Lavergne, Lombard, Harlem, and Lathrop plus the installation of a communications backbone system from Jackson/Dearborn to Des Plaines Terminal. Also included in the project is replacement of the running rail except certain portions of curved track already installed.

The Dearborn Street Subway, 8.5 miles in length, began operation in 1951 and the Congress Branch in 1958. The block signal system in these subways is over 40 years old, beyond its design life and in poor condition. Maintenance effectiveness is limited due to lack of spare parts, and excessive breakdowns can pose safety issues. The block signal system does not support short headways between trains that are required during peak periods of operation, nor provide flexibility needed during maintenance activity or service disruptions.

FINANCIAL SUMMARY :

GRANTS		EXPENDITURES		OBLIGATIONS	
Funded	\$ 0	2000	\$ 80,000	\$ 4,000,000	
Pending FY 1999	0	2001	3,920,000		0
FY 2000	4,000,000	2002	988,759	49,437,940	
FY 2001	0	2003	49,463,232	50,702,533	
FY 2002	49,437,940	2004	49,688,482		0
FY 2003	50,702,533	2005+	0		0
FY 2004	0				
	<u>Total \$ 104,140,473</u>		<u>\$ 104,140,473</u>	<u>\$ 104,140,473</u>	
FY 2000- 2004 Program	\$ 104,140,473				

CHICAGO TRANSIT AUTHORITY FY 2000 - 2004 CAPITAL PROGRAM

PROJECT: 161.022 **CATEGORY:** RAIL-ELECTRIC/SIGNAL/COMMUNICATION

PROJECT TITLE: Implement Workers Ahead Warning System

DESCRIPTION / JUSTIFICATION:

Design, purchase, and install a "workers ahead" warning system at 63 locations where a motor operator's ability to see workers on the right-of-way is restricted.

FY 2000 funding will install a Workers Ahead Warning Systems at the next series of locations.

The National Transportation Safety Board (NTSB) has recommended that in areas with restricted visibility indicators be provided signaling motor operator's that employees are working ahead on the right-of-way. Implementation is based on the Engineering Department's schedule for in-house design and installation. Use of the Workers Ahead Warning System will reduce the potential for employee injury.

FINANCIAL SUMMARY :

GRANTS			EXPENDITURES		OBLIGATIONS		
Funded	\$	1,446,000	2000	\$	14,853	\$	742,630
Pending FY 1999		0	2001		743,535		787,856
FY 2000		742,630	2002		788,815		835,837
FY 2001		787,856	2003		819,120		0
FY 2002		835,837	2004		0		0
FY 2003		0	2005+		0		0
FY 2004		0					
	Total \$	<u>3,812,323</u>		\$	<u>2,366,323</u>	\$	<u>2,366,323</u>
FY 2000-							
2004 Program	\$	2,366,323					

CHICAGO TRANSIT AUTHORITY FY 2000 - 2004 CAPITAL PROGRAM

PROJECT: 162.045 **CATEGORY:** RAIL-ELECTRIC/SIGNAL/COMMUNICATION

PROJECT TITLE: Purchase/Install Interlocking Event Recorders

DESCRIPTION / JUSTIFICATION:

Replace and update the event recording system hardware and software for the Rail System in order to make it Y2K compliant.

The current Rail System in use is known as Train Trak. The system is used to monitor a train's location or as an event recorder for interlocking plants. The manufacturer of Train Trak will not provide any remediation to this system (hardware or software). Due to the recorder's extended usage and age, replacement of the system is needed in order to ensure shorter breakdowns and maintain safer traffic flow at rail interlocking intersections.

FINANCIAL SUMMARY :

GRANTS			EXPENDITURES		OBLIGATIONS	
Funded	\$	0	2000	\$ 13,200	\$	660,000
Pending FY 1999		0	2001	646,800		0
FY 2000		660,000	2002	0		0
FY 2001		0	2003	0		0
FY 2002		0	2004	0		0
FY 2003		0	2005+	0		0
FY 2004		0				
	Total \$	660,000		\$ 660,000	\$	660,000
FY 2000-						
2004 Program	\$	660,000				

CHICAGO TRANSIT AUTHORITY FY 2000 - 2004 CAPITAL PROGRAM

PROJECT: 164.005 **CATEGORY:** RAIL-ELECTRIC/SIGNAL/COMMUNICATION

PROJECT TITLE: Upgrade Rail Crossings

DESCRIPTION / JUSTIFICATION:

Replace and rehabilitate crossing gates in Skokie and Evanston.

FY 2000 funding will complete the replacement/rehabilitation of grade crossing protection systems at Dempster Street, Niles Center Road, Main Street, Searle Avenue, Oakton Avenue, Kostner Avenue, Crawford Avenue, and East Prairie Avenue in Skokie, and Maple and Isabella Avenues in Evanston. This project is being implemented in order to accomplish system enhancements recommended by CTA's consultants and Engineering Department staff in the wake of the Fox River Grove Metra accident.

Crossing gates, at these locations, are antiquated and in need of replacement to provide notification to both pedestrians and vehicles that a train is approaching an intersection. Safety and security are at risk if crossing gates malfunction. Maintenance of the crossing gates is difficult due to lack of spare parts, therefore, parts must be fabricated.

FINANCIAL SUMMARY :

GRANTS		EXPENDITURES		OBLIGATIONS
Funded	\$ 2,350,000	2000	\$ 40,000	\$ 2,000,000
Pending FY 1999	0	2001	1,960,000	0
FY 2000	2,000,000	2002	0	0
FY 2001	0	2003	0	0
FY 2002	0	2004	0	0
FY 2003	0	2005+	0	0
FY 2004	0			
	<hr/>		<hr/>	<hr/>
Total	\$ 4,350,000		\$ 2,000,000	\$ 2,000,000
FY 2000-2004 Program	\$ 2,000,000			

CHICAGO TRANSIT AUTHORITY FY 2000 - 2004 CAPITAL PROGRAM

PROJECT: 171.035 **CATEGORY:** RAIL-TRACK & STRUCTURE

PROJECT TITLE: Renew Structure Logan Square Connector - O'Hare/Blue Line

DESCRIPTION / JUSTIFICATION:

Rebuild deteriorated column tops, renew corroded top and bottom track stringer flange angles, replace cross girder flange angles, replace the thru-girder stringers, replace deteriorated low ties and fasteners, and replace bent and worn rail on the Logan Square Connector between the Dearborn and Kimball subway portals.

FY 2000 funding will provide for the ongoing replacement of structural components and column bases. Future funding will be required to complete the structural rehabilitation.

The components to be replaced are worn and old and require replacement in order to maintain safe and reliable service and eliminate the slow zones that are in place as a result of the structural condition.

FINANCIAL SUMMARY :

GRANTS			EXPENDITURES		OBLIGATIONS	
Funded	\$	37,712,218	2000	\$ 114,000	\$	5,700,000
Pending FY 1999		0	2001	5,781,700		9,785,000
FY 2000		5,700,000	2002	9,695,390		5,304,500
FY 2001		9,785,000	2003	5,198,410		0
FY 2002		5,304,500	2004	0		0
FY 2003		0	2005+	0		0
FY 2004		0				
	Total	\$ 58,501,718		\$ 20,789,500	\$	20,789,500
FY 2000-2004	Program	\$ 20,789,500				

CHICAGO TRANSIT AUTHORITY FY 2000 - 2004 CAPITAL PROGRAM

PROJECT: 171.107 **CATEGORY:** RAIL-TRACK & STRUCTURE

PROJECT TITLE: Rehab Structure - South Loop

DESCRIPTION / JUSTIFICATION:

Replace up to 183 of 313 column bases from Harrison to 18th Street, and replace structural elements where required from Tower 12 (at Wabash and Van Buren) to 18th Street. Prior funding provided for the replacement of 130 column bases and associated structure replacement. Programmed funding will provide for and the remainder of steel structure renewal. This project's budget does not renew the structure at the Harrison Curves, which are programmed for realignment under project 194.001.

FY 2001 funding will provide for completion of the steel structure rehabilitation in the South Loop. Future funding will be required to provide for protective coating of the renewed structure from tower 12 to 18th street and will complete funding for the renewal of structure. Future funding of \$5,340,000 is required for protective coating.

The 183 column bases in the scope of this project were originally constructed in 1891 and require replacement due to deterioration. The structure has settled at numerous locations resulting in poor profile of the elevated track. Structural rehabilitation has been undertaken where required; the 130 column bases not scheduled for rehabilitation are in good condition.

FINANCIAL SUMMARY :

GRANTS		EXPENDITURES		OBLIGATIONS	
Funded	\$ 14,670,000	2000	\$ 0	\$	0
Pending FY 1999	0	2001	103,000		5,150,000
FY 2000	0	2002	5,047,000		0
FY 2001	5,150,000	2003	0		0
FY 2002	0	2004	0		0
FY 2003	0	2005+	0		0
FY 2004	0				
	<hr/>		<hr/>	<hr/>	<hr/>
	Total \$ 19,820,000		\$ 5,150,000	\$	5,150,000
FY 2000-					
2004 Program	\$ 5,150,000				

CHICAGO TRANSIT AUTHORITY FY 2000 - 2004 CAPITAL PROGRAM

PROJECT: 171.133 **CATEGORY:** RAIL-TRACK & STRUCTURE

PROJECT TITLE: Repair Track and Structure Defects (CAP)

DESCRIPTION / JUSTIFICATION:

Correct deficiencies in CTA's extensive track system and structures through systemic inspection, and rehabilitation or replacement of substandard structural elements.

FY 2000 funding will provide for the above referenced scope.

Defective track and must be repaired in order to maintain safe and reliable service.

FINANCIAL SUMMARY :

GRANTS			EXPENDITURES		OBLIGATIONS	
Funded	\$	0	2000	\$ 5,176,500	\$	5,176,500
Pending FY 1999		0	2001	0		0
FY 2000		5,176,500	2002	0		0
FY 2001		0	2003	0		0
FY 2002		0	2004	0		0
FY 2003		0	2005+	0		0
FY 2004		0				
	Total \$	<u>5,176,500</u>		<u>\$ 5,176,500</u>		<u>\$ 5,176,500</u>
FY 2000-2004	Program \$	5,176,500				

CHICAGO TRANSIT AUTHORITY FY 2000 - 2004 CAPITAL PROGRAM

PROJECT: 171.215 **CATEGORY:** RAIL-TRACK & STRUCTURE

PROJECT TITLE: Replace Flange Angles - North Main Line

DESCRIPTION / JUSTIFICATION:

Repair and replacement of flange angles and supporting materials on the North Main Line which were installed in 1894 and are significantly deteriorated.

This multi-year program will help eliminate most slow zones and preserve service quality. The work will be coordinated with the Ravenswood New Start project in order to minimize construction slow zones

Flange angle deterioration (rusting of the top and/or bottom flange angles) and the subsequent loss of structure profile, causes misaligned rail and results in the imposition of slow zones until the structure is repaired and the track is realigned.

FINANCIAL SUMMARY :

GRANTS			EXPENDITURES		OBLIGATIONS
Funded	\$	0	2000	\$ 30,000	\$ 1,500,000
Pending FY 1999		0	2001	1,562,700	4,635,000
FY 2000		1,500,000	2002	4,605,594	3,182,700
FY 2001		4,635,000	2003	3,184,610	3,278,181
FY 2002		3,182,700	2004	3,280,147	3,376,524
FY 2003		3,278,181	2005+	3,308,994	0
FY 2004		3,376,524			
	Total \$	<u>15,972,405</u>		<u>\$ 15,972,045</u>	<u>\$ 15,972,405</u>
FY 2000-2004	Program \$	15,972,405			

CHICAGO TRANSIT AUTHORITY FY 2000 - 2004 CAPITAL PROGRAM

PROJECT: 171.216 **CATEGORY:** RAIL-TRACK & STRUCTURE

PROJECT TITLE: Replace Flange Angles - Ravenswood

DESCRIPTION / JUSTIFICATION:

Repair and replace flange angles and supporting materials on the Ravenswood Line, which were installed at the turn of the century, and are significantly deteriorated.

This multi-year program will help eliminate most slow zones and preserve service quality. The work will be coordinated with the Ravenswood New Start project in order to minimize construction slow zones

The Ravenswood has misaligned rail which results in the imposition of slow zones which will be in place until the structure is repaired and the track is realigned.

FINANCIAL SUMMARY :

GRANTS			EXPENDITURES		OBLIGATIONS
Funded	\$	0	2000	\$ 60,000	\$ 3,000,000
Pending FY 1999		0	2001	3,125,400	9,270,000
FY 2000		3,000,000	2002	9,211,908	6,365,400
FY 2001		9,270,000	2003	6,369,219	6,556,362
FY 2002		6,365,400	2004	6,560,296	6,753,048
FY 2003		6,556,362	2005+	6,617,987	0
FY 2004		6,753,048			
	Total \$	31,944,810		\$ 31,944,810	\$ 31,944,810
FY 2000-2004 Program	\$	31,944,810			

CHICAGO TRANSIT AUTHORITY FY 2000 - 2004 CAPITAL PROGRAM

PROJECT: 173.022 **CATEGORY:** RAIL-TRACK & STRUCTURE

PROJECT TITLE: Rehabilitate Viaducts and Retaining Walls - Purple Line

DESCRIPTION / JUSTIFICATION:

Rehabilitate viaducts and retaining walls including concrete deck repairs, pier replacement, abutment and wall reinforcement on the Evanston Line between Mulford Avenue (300N) and Isabella Avenue (2800N).

FY 2001 funds will provide for design. FY 2004 funding will provide for partial reconstruction. Additional funding in the next five years will be required to complete the project.

The concrete bridges and retaining walls were built in the early 1920's and the annual freeze-thaw cycles have deteriorated the concrete to the point where many of the spans are on temporary shoring and slow zones have resulted. After each freeze-thaw cycle, inspections uncover additional deterioration to the concrete structures. Several viaducts have required temporary shoring which impedes street traffic.

FINANCIAL SUMMARY :

GRANTS		EXPENDITURES	OBLIGATIONS
Funded	\$ 0	2000	\$ 0
Pending FY 1999	0	2001	57,680
FY 2000	0	2002	2,826,320
FY 2001	2,884,000	2003	0
FY 2002	0	2004	292,632
FY 2003	0	2005+	14,338,972
FY 2004	14,631,604		
	Total \$ 17,515,604		\$ 17,515,604
FY 2000- 2004 Program	\$ 17,515,604		

CHICAGO TRANSIT AUTHORITY FY 2000 - 2004 CAPITAL PROGRAM

PROJECT: 181.040 **CATEGORY:** RAIL-TRACK & STRUCTURE

PROJECT TITLE: Replace Ties - North Main Line

DESCRIPTION / JUSTIFICATION:

Systematically replace ties and fasteners which have deteriorated to a point where they can no longer provide adequate rail connection and gauge.

A program to replace ties and fasteners on the North Main Line will preempt the need to impose slow zones due to the deteriorating condition of the ties. Work will be coordinated with the Ravenswood New Start project where efforts coincide, to minimize construction slow zones.

FINANCIAL SUMMARY :

GRANTS			EXPENDITURES		OBLIGATIONS
Funded	\$	0	2000	\$ 37,998	\$ 1,899,891
Pending FY 1999		0	2001	1,954,593	4,635,000
FY 2000		1,899,891	2002	4,605,954	3,182,700
FY 2001		4,635,000	2003	3,184,610	3,278,181
FY 2002		3,182,700	2004	3,280,147	3,376,524
FY 2003		3,278,181	2005+	3,308,994	0
FY 2004		3,376,524			
		<hr/>		<hr/>	<hr/>
Total	\$	16,372,296		\$ 16,372,296	\$ 16,372,296
FY 2000- 2004 Program	\$	16,372,296			

CHICAGO TRANSIT AUTHORITY FY 2000 - 2004 CAPITAL PROGRAM

PROJECT: 181.041 **CATEGORY:** RAIL-TRACK & STRUCTURE

PROJECT TITLE: Replace Ties - State Subway

DESCRIPTION / JUSTIFICATION:

Systematically replace ties and fasteners which are deteriorated and will eventually not provide adequate rail connection and gauge.

Initial funding will provide for design and staging. Future funding in the next five years will provide for the construction and installation of the ties and fasteners system.

A program to replace ties and fasteners in the State Street Subway will preempt the need to impose slow zones due to the deteriorating condition of the ties.

FINANCIAL SUMMARY :

GRANTS		EXPENDITURES		OBLIGATIONS	
Funded	\$ 0	2000	\$ 0	\$	0
Pending FY 1999	0	2001	0		0
FY 2000	0	2002	0		0
FY 2001	0	2003	0		0
FY 2002	0	2004	45,020		2,251,016
FY 2003	0	2005+	2,205,996		0
FY 2004	2,251,016				
	<hr/>		<hr/>		<hr/>
Total	\$ 2,251,016		\$ 2,251,016	\$	2,251,016
FY 2000-2004 Program	\$ 2,251,016				

CHICAGO TRANSIT AUTHORITY FY 2000 - 2004 CAPITAL PROGRAM

PROJECT: 181.045 **CATEGORY:** RAIL-TRACK & STRUCTURE

PROJECT TITLE: Upgrade Track - Addison to O'Hare - O'Hare

DESCRIPTION / JUSTIFICATION:

Renew special trackwork, running rail, fasteners, ties and related components at selected locations on the Blue Line from Addison to O'Hare.

The existing track components have been in service 30 years and is in need of replacement. The renewal is necessary to maintain safe and efficient transit service for the public. Additionally, renewal of deteriorating track will increase train speed by preempting possible slow zones on this stretch of the Blue Line.

FINANCIAL SUMMARY :

GRANTS			EXPENDITURES		OBLIGATIONS	
Funded	\$	0	2000	\$ 20,055	\$	1,002,751
Pending FY 1999		0	2001	1,155,954		8,662,920
FY 2000		1,002,751	2002	8,489,662		0
FY 2001		8,662,920	2003	0		0
FY 2002		0	2004	382,673		19,133,636
FY 2003		0	2005+	18,750,963		0
FY 2004		19,133,636				
	Total \$	<u>28,799,307</u>		<u>\$ 28,799,307</u>	\$	<u>28,799,307</u>
FY 2000- 2004 Program	\$	28,799,307				

CHICAGO TRANSIT AUTHORITY FY 2000 - 2004 CAPITAL PROGRAM

PROJECT: 181.810 **CATEGORY:** RAIL-TRACK & STRUCTURE

PROJECT TITLE: Renew R.O.W. - Systemwide

DESCRIPTION / JUSTIFICATION:

Renew rail track, structure, and related elements at locations to be determined by inspection.

This FY 2000 funding will provide for repair and installation of foot walk, track systems, power distribution, signal, and communications systems as identified through systematic inspection procedures.

Track and power distribution/signal/communications systems with defects need to be repaired. Many of the right-of-way components have reached the end of their useful service life and require renewal in order to maintain a safe and acceptable level of service. Slow zones must be imposed where sections of track, power, or signal do not meet operating standards; prompt renewal will resolve these slow zones. These improvements must be made to ensure continued quality rail operations and minimize delays to the riding public.

FINANCIAL SUMMARY :

GRANTS			EXPENDITURES		OBLIGATIONS	
Funded	\$	7,760,000	2000	\$ 42,436	\$	2,121,800
Pending FY 1999		0	2001	2,124,384		2,251,018
FY 2000		2,121,800	2002	2,252,007		2,300,454
FY 2001		2,251,018	2003	2,305,116		2,533,539
FY 2002		2,300,454	2004	2,535,059		2,609,544
FY 2003		2,533,539	2005+	2,557,353		0
FY 2004		2,609,544				
	Total \$	19,576,355		\$ 11,816,355	\$	11,816,355
FY 2000- 2004 Program	\$	11,816,355				

CHICAGO TRANSIT AUTHORITY FY 2000 - 2004 CAPITAL PROGRAM

PROJECT: 182.040 **CATEGORY:** RAIL-TRACK & STRUCTURE

PROJECT TITLE: Replace Ties - Ravenswood

DESCRIPTION / JUSTIFICATION:

Replace ties and fasteners on the Ravenswood Line, which are aged and significantly deteriorated.

FY 2000-2004 funding will replace the tie and fasteners system. Work will be coordinated with the Ravenswood New Start project to minimize construction slow zones.

A program to replace ties and fasteners on the Ravenswood Line will preempt the need to impose slow zones due to the deteriorating condition of the ties.

FINANCIAL SUMMARY :

GRANTS			EXPENDITURES	OBLIGATIONS	
Funded	\$	0	2000	\$ 60,000	\$ 3,000,000
Pending FY 1999		0	2001	3,125,400	9,270,000
FY 2000		3,000,000	2002	9,211,908	6,365,400
FY 2001		9,270,000	2003	6,369,219	6,556,362
FY 2002		6,365,400	2004	6,560,296	6,753,048
FY 2003		6,556,362	2005+	6,617,987	0
FY 2004		6,753,048			
	Total	\$ 31,944,810		\$ 31,944,810	\$ 31,944,810
FY 2000-2004 Program	\$	31,944,810			

CHICAGO TRANSIT AUTHORITY FY 2000 - 2004 CAPITAL PROGRAM

PROJECT: 186.025 **CATEGORY:** RAIL-TRACK & STRUCTURE

PROJECT TITLE: Renew Dan Ryan Special Work

DESCRIPTION / JUSTIFICATION:

Renew special trackwork between the terminal at 95th Street and the Cermak Station on the Dan Ryan Line, including the engineering, preparation of contract documents, fabrication and installation of new crossovers to replace existing diamonds.

The Dan Ryan special trackwork are the original track components which have been subject to heavy repeated train loading since service began in 1969. Due to geometry and profile, the components have greatly worn requiring removal of portions of the special trackwork to maintain operations. Due to deterioration, some switches are not operable which limits flexibility in dealing with service problems, and requires trains to proceed more slowly. Resolving these problems will help CTA provide quality service.

FINANCIAL SUMMARY :

GRANTS		EXPENDITURES	OBLIGATIONS
Funded	\$ 0	2000 \$ 0	\$ 0
Pending FY 1999	0	2001 30,900	1,545,000
FY 2000	0	2002 1,514,100	0
FY 2001	1,545,000	2003 327,818	16,390,905
FY 2002	0	2004 16,063,087	0
FY 2003	16,390,905	2005+ 0	0
FY 2004	0		
	<hr/>	<hr/>	<hr/>
	Total \$ 17,935,905	\$ 17,935,905	\$ 17,935,905
FY 2000- 2004 Program	\$ 17,935,905		

CHICAGO TRANSIT AUTHORITY FY 2000 - 2004 CAPITAL PROGRAM

PROJECT: 187.045 **CATEGORY:** RAIL-TRACK & STRUCTURE

PROJECT TITLE: Footwalk Renewal

DESCRIPTION / JUSTIFICATION:

Replace deteriorated wooden foot walks on the elevated structures systemwide.

FY 2000-2004 funding will replace approximately fifty percent of the existing wood footwalk. Additional funding in the next five years will be required to complete this project.

Footwalks are used for access by maintenance personnel, for temporary storage during maintenance or construction work, and as an emergency walkway for passengers. Replacement of the deteriorated wooden foot walks is essential to avoid dangerous conditions. Low maintenance, durable, fiberglass foot walk material will be used to replace the worn wooden foot walks.

FINANCIAL SUMMARY :

GRANTS		EXPENDITURES		OBLIGATIONS
Funded	\$ 0	2000	\$ 20,000	\$ 1,000,000
Pending FY 1999	0	2001	1,000,600	1,030,000
FY 2000	1,000,000	2002	1,030,618	1,060,900
FY 2001	1,030,000	2003	1,061,537	1,092,727
FY 2002	1,060,900	2004	1,093,382	1,125,508
FY 2003	1,092,727	2005+	1,102,998	0
FY 2004	1,125,508			
	<hr/>		<hr/>	<hr/>
Total	\$ 5,309,135		\$ 5,309,135	\$ 5,309,135
FY 2000-2004 Program	\$ 5,309,135			

CHICAGO TRANSIT AUTHORITY FY 2000 - 2004 CAPITAL PROGRAM

PROJECT: 194.001 **CATEGORY:** RAIL-TRACK & STRUCTURE

PROJECT TITLE: Reconfigure Harrison Curve

DESCRIPTION / JUSTIFICATION:

Construct an improved alignment of the South Loop Connector rapid transit elevated structure at Harrison Street and Wabash Avenue, known as the Harrison Curve.

This segment of rapid transit elevated structure is used by the Green Line and the Orange Line trains. The present alignment of three very tight curves imposes speed restrictions for safe operations. If not replaced, the 100 year old elevated structure will need major rehabilitation in the near future..

There have been problems with work train derailments at this location. It is necessary to realign these curves to improve transit system operations. Recent adjacent building demolition has provided a window of opportunity to purchase the property for an improved alignment. Additionally, the new alignment will improve street traffic conditions by eliminating structure columns and footings on Harrison Street.

FINANCIAL SUMMARY :

GRANTS		EXPENDITURES		OBLIGATIONS
Funded	\$ 972,826	2000	\$ 400,000	\$ 20,000,000
Pending FY 1999	0	2001	19,600,000	0
FY 2000	20,000,000	2002	0	0
FY 2001	0	2003	0	0
FY 2002	0	2004	0	0
FY 2003	0	2005+	0	0
FY 2004	0			
	<hr/>		<hr/>	<hr/>
Total	\$ 20,972,826		\$ 20,000,000	\$ 20,000,000
FY 2000- 2004 Program	\$ 20,000,000			

CHICAGO TRANSIT AUTHORITY FY 2000 - 2004 CAPITAL PROGRAM

PROJECT: 022.901 **CATEGORY:** RAIL-ROLLING STOCK

PROJECT TITLE: Perform Rail Car Maintenance Activities

DESCRIPTION / JUSTIFICATION:

FY 2000-2004 funding will provide for the ongoing repair of rail cars. Maintenance expense will be significantly reduced as more rail cars are cycled through the Preventive Maintenance Overhaul Program.

CTA is embarking on an aggressive Rail Preventive Maintenance Program to schedule replacement of parts nearing the end of their useful life before they fail. This effort will center on "C" level overhauls at 6 and 18 years, and a mid-life ("D" level) overhaul at 12 to 13 years.

By performing these scheduled maintenance activities and replacing rail cars at the appropriate time, generally at 25 years of age, CTA will improve the comfort, quality, and service reliability of the rail cars while reducing operating maintenance costs. As more rail cars are cycled through the Overhaul Program, unscheduled maintenance will be significantly reduced.

FINANCIAL SUMMARY :

GRANTS			EXPENDITURES		OBLIGATIONS
Funded	\$	0	2000	\$ 10,281,944	\$ 10,281,944
Pending FY 1999		0	2001	2,875,798	2,875,798
FY 2000		10,281,944	2002	0	0
FY 2001		2,875,798	2003	0	0
FY 2002		0	2004	0	0
FY 2003		0	2005+	0	0
FY 2004		0			
	Total	\$ 13,157,742		\$ 13,157,742	\$ 13,157,742
FY 2000-2004 Program	\$	13,157,742			

CHICAGO TRANSIT AUTHORITY FY 2000 - 2004 CAPITAL PROGRAM

PROJECT: 022.904 **CATEGORY:** RAIL-ROLLING STOCK

PROJECT TITLE: Perform Rail Car "C" Overhaul

DESCRIPTION / JUSTIFICATION:

FY 2000-2004 funding will provide for implementation of the on-going "C", overhaul preventive maintenance overhaul program.

CTA is embarking on an aggressive Rail Preventative Maintenance Program to schedule replacement of parts nearing the end of their useful life before they fail. Examples of items to be replaced are control groups, air conditioning units, and truck assemblies including traction motors, brake calipers, and axle assemblies. This effort will center on "C" level overhauls at 6 and 18 years, and a mid-life ("D" level) overhaul at 12 to 13 years.

By performing these scheduled heavy maintenance activities and replacing rail cars at the appropriate time, generally at 25 years of age, CTA will improve the comfort, quality, and service reliability of the rail cars while reducing operating maintenance costs. As more rail cars are cycled through the overhaul program, unscheduled maintenance will be significantly reduced.

FINANCIAL SUMMARY :

GRANTS			EXPENDITURES		OBLIGATIONS
Funded	\$	0	2000	\$ 18,000,000	\$ 18,000,000
Pending FY 1999		0	2001	18,446,947	18,446,947
FY 2000		18,000,000	2002	18,791,700	18,791,700
FY 2001		18,446,947	2003	19,205,452	19,205,452
FY 2002		18,791,700	2004	19,856,705	19,856,705
FY 2003		19,205,452	2005+	0	0
FY 2004		19,856,705			
	Total \$	<u>94,300,804</u>		<u>\$ 94,300,804</u>	<u>\$ 94,300,804</u>
FY 2000-2004 Program	\$	94,300,804			

CHICAGO TRANSIT AUTHORITY FY 2000 - 2004 CAPITAL PROGRAM

PROJECT: 132.030 **CATEGORY:** RAIL-ROLLING STOCK

PROJECT TITLE: Rehabilitate Up To 598 Rail Cars - Mid-Life (2600's)

DESCRIPTION / JUSTIFICATION:

Rehabilitate up to 598, 2600 series rail cars.

FY 2000 funding provides for the cash needs and obligation provisions identified in the base contract to complete the funding of the rehabilitation of an initial 284 rail cars and provides partial funding for Options One and Two of the contract. In the total scope are provisions to exercise three options, collectively sufficient to rehabilitate the remaining 314 cars in the 2600 series fleet.

The 2600 series rail cars comprise approximately fifty percent of CTA's rail car fleet. The cars were placed in service from 1981 to 1987. The oldest cars have been in continuous service over 17 years and require rehabilitation to restore them to an acceptable level of reliability. Problems with the control groups and under car wiring have resulted in car fires. The fires cause major service disruptions and the cars require significant reinvestment to return them to revenue service. Interior rehabilitations and new or upgraded subsystems such as control groups, will allow the 2600 series cars to achieve an acceptable level of reliability throughout the remainder of their service life.

FINANCIAL SUMMARY :

GRANTS		EXPENDITURES		OBLIGATIONS
Funded	\$ 170,549,014	2000	\$ 17,879,852	\$ 74,822,843
Pending FY 1999	0	2001	97,145,500	82,407,463
FY 2000	74,822,843	2002	70,123,983	34,919,029
FY 2001	82,407,463	2003	7,000,000	0
FY 2002	34,919,029	2004	0	0
FY 2003	0	2005+	0	0
FY 2004	0			
	<hr/>		<hr/>	<hr/>
Total	\$ 362,698,349		\$ 192,149,335	\$ 192,149,335
FY 2000-2004 Program	\$ 192,149,335			

CHICAGO TRANSIT AUTHORITY FY 2000 - 2004 CAPITAL PROGRAM

PROJECT: 132.055 **CATEGORY:** RAIL-ROLLING STOCK

PROJECT TITLE: Implement Test Cars For New Technology

DESCRIPTION / JUSTIFICATION:

To test new technology on four to six modified 2400 series RT cars.

In order for CTA to develop specifications for a new family of rail cars it is proposed that four to six 2400 series cars be modified to accept new state-of-the-art subsystems. By using the modified 2400 series cars as a test bed for new technology, CTA will be able to determine how to address these items in future rail car purchases.

FINANCIAL SUMMARY :

GRANTS			EXPENDITURES		OBLIGATIONS
Funded	\$	0	2000	\$ 0	\$ 0
Pending FY 1999		0	2001	0	0
FY 2000		0	2002	212,180	10,609,000
FY 2001		0	2003	4,243,600	0
FY 2002	10,609,000		2004	6,153,220	0
FY 2003		0	2005+	0	0
FY 2004		0			
	<u>Total</u>	<u>\$ 10,609,000</u>		<u>\$ 10,609,000</u>	<u>\$ 10,609,000</u>
FY 2000-					
2004 Program	\$	10,609,000			

CHICAGO TRANSIT AUTHORITY FY 2000 - 2004 CAPITAL PROGRAM

PROJECT: 132.056 **CATEGORY:** RAIL-ROLLING STOCK

PROJECT TITLE: Replace 142 Rail Cars (2200's)

DESCRIPTION / JUSTIFICATION:

Replace up to 142, 2200 - Series rapid transit cars.

FY 2000 funding will provide for design of the rail cars.

The replacement of the 2200 Series rail car is necessary due to the age and deteriorated condition of these cars. The 2200 Series rail cars have been in service for over 30 years, which is well beyond their 25 year design life. The deteriorated condition of these vehicles is clearly evidenced in the form of increased service failures and longer repair downtime, which results in decreased availability for service. Replacement of these rail cars will provide the CTA with modern updated vehicles that will decrease maintenance and operating costs while enhancing rider comfort. The new cars will have sliding doors wide enough to accommodate wheelchairs.

FINANCIAL SUMMARY :

GRANTS			EXPENDITURES		OBLIGATIONS	
Funded	\$	0	2000	\$ 20,000	\$	1,000,000
Pending FY 1999		0	2001	980,000		0
FY 2000		1,000,000	2002	1,101,506		55,075,310
FY 2001		0	2003	22,947,315		45,859,553
FY 2002		55,075,310	2004	52,366,977		103,973,789
FY 2003		45,859,553	2005+	128,492,854		0
FY 2004		103,973,789				
	Total \$	205,908,652		\$ 205,908,652	\$	205,908,652
FY 2000-						
2004 Program	\$	205,908,652				

CHICAGO TRANSIT AUTHORITY FY 2000 - 2004 CAPITAL PROGRAM

PROJECT: 132.065 **CATEGORY:** RAIL-ROLLING STOCK

PROJECT TITLE: Replace Motor Alternators - (2400's)

DESCRIPTION / JUSTIFICATION:

Purchase and install new motor alternator systems on the 2400 series rail cars to replace the current alternator system.

This project will provide for partial material purchase and replacement of the existing system.

The current motor alternator system in use on the 2400 series rail cars is difficult to maintain, increasingly unreliable, and expensive to repair. The system is highly vulnerable to blowing snow, which gets on electrical contacts and can cause an electrical shut down on the car. Lighting, heating and ventilation systems would in turn cease to operate. Additionally, the propulsion system would fail to function. This causes great frustration and inconvenience to passengers. Replacement of the current system will provide more reliable service, as well as provide operating cost savings.

FINANCIAL SUMMARY :

GRANTS		EXPENDITURES		OBLIGATIONS
Funded	\$ 5,500,000	2000	\$ 110,000	\$ 5,500,000
Pending FY 1999	0	2001	2,200,000	0
FY 2000	5,500,000	2002	3,190,000	0
FY 2001	0	2003	0	0
FY 2002	0	2004	0	0
FY 2003	0	2005+	0	0
FY 2004	0			
	<hr/>		<hr/>	<hr/>
Total	\$ 11,000,000		\$ 5,500,000	\$ 5,500,000
FY 2000- 2004 Program	\$ 5,500,000			

CHICAGO TRANSIT AUTHORITY FY 2000 - 2004 CAPITAL PROGRAM

PROJECT: 124.103 **CATEGORY:** RAIL-STATIONS & PASSENGER FACILITIES

PROJECT TITLE: Install RTU's at Stations/SCADA

DESCRIPTION / JUSTIFICATION:

Installation of SCADA remote terminal units (RTU) for the remaining rail stations to monitor station environment and related systems.

This installation along with the Replace Indiscan System project, funded in 1998, and Red and Blue Line station rehab project will allow the CTA to monitor all environmental related systems at all rail stations.

FINANCIAL SUMMARY :

GRANTS		EXPENDITURES		OBLIGATIONS
Funded	\$ 2,600,000	2000	\$ 0	\$ 0
Pending FY 1999	0	2001	32,960	1,648,000
FY 2000	0	2002	1,615,040	0
FY 2001	1,648,000	2003	0	0
FY 2002	0	2004	0	0
FY 2003	0	2005+	0	0
FY 2004	0			
	<hr/>		<hr/>	<hr/>
Total	\$ 4,248,000		\$ 1,648,000	\$ 1,648,000
FY 2000- 2004 Program	\$ 1,648,000			

CHICAGO TRANSIT AUTHORITY FY 2000 - 2004 CAPITAL PROGRAM

PROJECT: 141.020 **CATEGORY:** RAIL-STATIONS & PASSENGER FACILITIES

PROJECT TITLE: Reconstruct Rail Station - Lawrence/Howard

DESCRIPTION / JUSTIFICATION:

The scope of this project is to reconstruct the Lawrence Station on the Red Line.

Lawrence Station was constructed in 1920 and has far exceeded its design life. The station serves 2,260 passengers on a daily basis. Due to its age, usage, and condition the station requires reconstruction in order to maintain a safe and acceptable level of service. Upon completion it will be fully ADA compliant.

FINANCIAL SUMMARY :

GRANTS			EXPENDITURES		OBLIGATIONS
Funded	\$	0	2000	\$	0
Pending FY 1999		0	2001	20,600	1,030,000
FY 2000		0	2002	1,009,400	0
FY 2001	1,030,000		2003	131,127	6,556,362
FY 2002	0		2004	6,425,235	0
FY 2003	6,556,362		2005+	0	0
FY 2004	0				
	<u>Total</u>	<u>\$ 7,586,362</u>		<u>\$ 7,586,362</u>	<u>\$ 7,586,362</u>
FY 2000-2004 Program	\$	7,586,362			

CHICAGO TRANSIT AUTHORITY FY 2000 - 2004 CAPITAL PROGRAM

PROJECT: 141.050 **CATEGORY:** RAIL-STATIONS & PASSENGER FACILITIES

PROJECT TITLE: Reconstruct Rail Station - Sheridan/Howard

DESCRIPTION / JUSTIFICATION:

Reconstruct the Sheridan Road Station on the Red Line.

Sheridan Station was constructed in 1920 and has far exceeded its design life. The station serves 4,000 passengers on a daily basis. Due to its age, usage, and structural condition the station requires replacement in order to maintain a safe and acceptable level of service as well as to meet the needs of its very high passenger count. Sheridan Station will be relocated, further north, in order to accommodate a wider 10-car platform for accessibility, and to connect with the #80 Irving Park Bus Route.

FINANCIAL SUMMARY :

GRANTS			EXPENDITURES		OBLIGATIONS		
Funded	\$	0	2000	\$	0	\$	0
Pending FY 1999		0	2001		0		0
FY 2000		0	2002		0		0
FY 2001		0	2003		0		0
FY 2002		0	2004		45,020		2,251,016
FY 2003		0	2005+		2,205,996		0
FY 2004		2,251,016					
	Total \$	2,251,016		\$	2,251,016	\$	2,251,016
FY 2000-2004 Program	\$	2,251,016					

CHICAGO TRANSIT AUTHORITY FY 2000 - 2004 CAPITAL PROGRAM

PROJECT: 141.051 **CATEGORY:** RAIL-STATIONS & PASSENGER FACILITIES

PROJECT TITLE: Reconstruct Rail Station - 95th/Dan Ryan

DESCRIPTION / JUSTIFICATION:

The scope of this project is to reconstruct the 95th Street Station on the Red Line and make it ADA compliant.

Initial funding phased in FY 2003 and 2004 will provide for the complex station design and construction staging requirements.

The 95th Street Station on the Dan Ryan was constructed in 1969 and has a weekday ridership of 14,120 passengers. Due to the high usage and deteriorating condition it requires major reconstruction in order to maintain a safe and acceptable level of service.

Future funding will be required to reconstruct the station.

FINANCIAL SUMMARY :

GRANTS			EXPENDITURES		OBLIGATIONS		
Funded	\$	0	2000	\$	0	\$	0
Pending FY 1999		0	2001		0		0
FY 2000		0	2002		0		0
FY 2001		0	2003		21,855		1,092,727
FY 2002		0	2004		1,160,913		4,502,032
FY 2003		1,092,727	2005+		4,411,991		0
FY 2004		4,502,032					
	Total	\$		\$	5,594,759	\$	5,594,759
FY 2000-							
2004 Program	\$	5,594,759					

CHICAGO TRANSIT AUTHORITY FY 2000 - 2004 CAPITAL PROGRAM

PROJECT: 141.052 **CATEGORY:** RAIL-STATIONS & PASSENGER FACILITIES

PROJECT TITLE: Reconstruct Rail Station - Howard/Red Line (ADA - 2010)

DESCRIPTION / JUSTIFICATION:

The scope of this project is to reconstruct Howard Station, the bus terminal and parking on the Red Line.

The Howard Station was constructed in the 1920's and has a weekday entering ridership of 6,150 people. Far exceeding its design life, the age, usage, and structural condition of the station requires replacement in order to maintain an acceptable quality of service. Upon completion it will be fully ADA compliant. Estimated cost of the new facilities is \$32 million.

FINANCIAL SUMMARY :

GRANTS		EXPENDITURES		OBLIGATIONS	
Funded	\$ 1,300,000	2000	\$ 50,000	2000	\$ 2,500,000
Pending FY 1999	0	2001	3,026,800	2001	28,840,000
FY 2000	2,500,000	2002	28,263,200	2002	0
FY 2001	28,840,000	2003	0	2003	0
FY 2002	0	2004	0	2004	0
FY 2003	0	2005+	0	2005+	0
FY 2004	0				
	Total \$ 32,640,000		\$ 31,340,000		\$ 31,340,000
FY 2000- 2004 Program	\$ 31,340,000				

CHICAGO TRANSIT AUTHORITY FY 2000 - 2004 CAPITAL PROGRAM

PROJECT: 141.202 **CATEGORY:** RAIL-STATIONS & PASSENGER FACILITIES

PROJECT TITLE: Reconstruct Rail Station - 47th/Dan Ryan

DESCRIPTION / JUSTIFICATION:

The scope of this project is to reconstruct the 47th Street Station on the Red Line and make it accessible.

Initial funding will provide for station design.

FY 2004 funding will provide for reconstruction of the station.

The 47th Street Station on the Dan Ryan was constructed in 1969 and has a weekday ridership of 2,820 passengers. Due to the station's high usage and deteriorating condition it requires major reconstruction in order to maintain a safe and acceptable level of service.

FINANCIAL SUMMARY :

GRANTS			EXPENDITURES		OBLIGATIONS	
Funded	\$	0	2000	\$ 0	\$	0
Pending FY 1999		0	2001			0
FY 2000		0	2002	21,218		1,060,900
FY 2001		0	2003	1,039,682		0
FY 2002	1,060,900		2004	315,142		15,757,112
FY 2003		0	2005+	15,441,970		0
FY 2004	15,757,112					
	Total \$	16,818,012		\$ 16,818,012	\$	16,818,012
FY 2000-						
2004 Program	\$	16,818,012				

CHICAGO TRANSIT AUTHORITY FY 2000 - 2004 CAPITAL PROGRAM

PROJECT: 141.203 **CATEGORY:** RAIL-STATIONS & PASSENGER FACILITIES

PROJECT TITLE: Reconstruct Rail Station - 63rd/Dan Ryan

DESCRIPTION / JUSTIFICATION:

The scope of this project is to reconstruct the 63rd Street Station on the Red Line and make it accessible.

Initial funding in FY 2002 will provide for station design.

FY 2004 funding will provide for reconstruction of the station.

The 63rd Street Station on the Dan Ryan was constructed in 1969 and has a weekday ridership of 3,350 passengers. Due to the station's high usage and deteriorating condition it requires major reconstruction in order to maintain a safe and acceptable level of service.

FINANCIAL SUMMARY :

GRANTS			EXPENDITURES		OBLIGATIONS
Funded	\$	0	2000	\$ 0	\$ 0
Pending FY 1999		0	2001	0	0
FY 2000		0	2002	21,218	1,060,900
FY 2001		0	2003	1,039,682	0
FY 2002		1,060,900	2004	315,142	15,757,112
FY 2003		0	2005+	15,441,970	0
FY 2004		15,757,112			
	Total \$	16,818,012		\$ 16,818,012	\$ 16,818,012
FY 2000-2004 Program	\$	16,818,012			

CHICAGO TRANSIT AUTHORITY FY 2000 - 2004 CAPITAL PROGRAM

PROJECT: 141.204 **CATEGORY:** RAIL-STATIONS & PASSENGER FACILITIES

PROJECT TITLE: Reconstruct Rail Station - 69th/Dan Ryan

DESCRIPTION / JUSTIFICATION:

The scope of this project is to reconstruct the 69th Street Station and make it accessible.

Initial funding will provide for station design.

FY 2004 funding will provide for reconstruction of the station.

The 69th Street Station on the Dan Ryan was constructed in 1969 and has a weekday ridership of 6,190 passengers. Due to the station's high usage and deteriorating condition it requires major reconstruction in order to maintain a safe and acceptable level of service.

FINANCIAL SUMMARY :

GRANTS			EXPENDITURES	OBLIGATIONS	
Funded	\$	0	2000 \$	20,000 \$	1,000,000
Pending FY 1999		0	2001	980,000	0
FY 2000		1,000,000	2002	297,052	14,852,600
FY 2001		0	2003	14,555,548	0
FY 2002		14,852,600	2004	0	0
FY 2003		0	2005+	0	0
FY 2004		0			
Total \$				\$ 15,852,600	\$ 15,852,600
FY 2000- 2004 Program \$					15,852,600

CHICAGO TRANSIT AUTHORITY FY 2000 - 2004 CAPITAL PROGRAM

PROJECT: 141.206 **CATEGORY:** RAIL-STATIONS & PASSENGER FACILITIES

PROJECT TITLE: Reconstruct Rail Station - 87th/Dan Ryan

DESCRIPTION / JUSTIFICATION:

The scope of this project is to reconstruct the 87th Street Station and make it accessible.

Initial funding will provide for station design.

FY 2004 funding will provide for reconstruction of the station.

The 87th Street Station on the Dan Ryan was constructed in 1969 and has a weekday ridership of 5,080 passengers. Due to the high usage and deteriorating structural condition it requires major reconstruction in order to maintain a safe and acceptable level of service.

FINANCIAL SUMMARY :

GRANTS			EXPENDITURES		OBLIGATIONS	
Funded	\$	0	2000	\$ 20,000	\$	1,000,000
Pending FY 1999		0	2001	980,000		0
FY 2000		1,000,000	2002	297,052		14,852,600
FY 2001		0	2003	14,555,548		0
FY 2002		14,852,600	2004	0		0
FY 2003		0	2005+	0		0
FY 2004		0				
		<hr/>				
	Total \$	15,852,600		<hr/>	\$	15,852,600
FY 2000-						
2004 Program	\$	15,852,600				

CHICAGO TRANSIT AUTHORITY FY 2000 - 2004 CAPITAL PROGRAM

PROJECT: 141.208 **CATEGORY:** RAIL-STATIONS & PASSENGER FACILITIES

PROJECT TITLE: Reconstruct Rail Station - 22nd/Cermak/Dan Ryan

DESCRIPTION / JUSTIFICATION:

The scope of this project is to reconstruct the 22nd Street/Cermak Station on the Red Line and make it accessible.

The 22nd Street Station on the Dan Ryan was constructed in 1969 and has a weekday ridership of 2,080 passengers. Due to the high usage and deteriorating condition, it requires major reconstruction in order to maintain a safe and acceptable level of service.

Future funding beyond 2004 will be required to reconstruct the station.

FINANCIAL SUMMARY :

GRANTS			EXPENDITURES		OBLIGATIONS
Funded	\$	0	2000	\$ 0	\$ 0
Pending FY 1999		0	2001		0
FY 2000		0	2002		0
FY 2001		0	2003		0
FY 2002		0	2004	22,510	1,125,508
FY 2003		0	2005+	1,102,998	0
FY 2004		1,125,508			
	Total \$	1,125,503		\$ 1,125,508	\$ 1,125,508
FY 2000-2004 Program	\$	1,125,508			

CHICAGO TRANSIT AUTHORITY FY 2000 - 2004 CAPITAL PROGRAM

PROJECT: 141.209 **CATEGORY:** RAIL-STATIONS & PASSENGER FACILITIES

PROJECT TITLE: Reconstruct Rail Station - Garfield/Dan Ryan

DESCRIPTION / JUSTIFICATION:

The scope of this project is to reconstruct the Garfield Station and make it accessible.

The Garfield Station on the Dan Ryan was constructed in 1969 and has a weekday ridership of 3,770 passengers. Due to the high usage and deteriorating condition, it requires major reconstruction in order to maintain a safe and acceptable level of service.

Future funding beyond 2004 will be required to reconstruct the station.

FINANCIAL SUMMARY :

GRANTS			EXPENDITURES		OBLIGATIONS		
Funded	\$	0	2000	\$	0	\$	0
Pending FY 1999		0	2001		0		0
FY 2000		0	2002		0		0
FY 2001		0	2003		0		0
FY 2002		0	2004	22,510		1,125,508	
FY 2003		0	2005+	1,102,998			0
FY 2004		1,125,508					
	Total \$	1,125,508		\$	1,125,508	\$	1,125,508
FY 2000-2004 Program	\$	1,125,508					

CHICAGO TRANSIT AUTHORITY FY 2000 - 2004 CAPITAL PROGRAM

PROJECT: 141.225 **CATEGORY:** RAIL-STATIONS & PASSENGER FACILITIES

PROJECT TITLE: Reconstruct Rail Station - Belmont/O'Hare

DESCRIPTION / JUSTIFICATION:

The scope of this project is to reconstruct the Belmont Station on the Blue Line, and make it accessible.

Initial funding will provide for station design.

The Belmont Avenue Station was constructed in 1970, and has a weekday ridership of 4,480 passengers. Due to the station's high usage and deteriorating condition it requires major reconstruction in order to maintain a safe and acceptable level of service.

Future funding will be required to reconstruct the station.

FINANCIAL SUMMARY :

GRANTS			EXPENDITURES		OBLIGATIONS	
Funded	\$	0	2000	\$ 0	\$	0
Pending FY 1999		0	2001	0		0
FY 2000		0	2002	0		0
FY 2001		0	2003	19,669		983,454
FY 2002		0	2004	963,785		0
FY 2003		983,454	2005+	0		0
FY 2004		0				
		Total		\$ 983,454	\$	983,454
FY 2000-2004 Program	\$	983,454				

CHICAGO TRANSIT AUTHORITY FY 2000 - 2004 CAPITAL PROGRAM

PROJECT: 141.228 **CATEGORY:** RAIL-STATIONS & PASSENGER FACILITIES

PROJECT TITLE: Reconstruct Rail Station - Irving Park/O'Hare

DESCRIPTION / JUSTIFICATION:

The scope of this project is to reconstruct the Irving Park Station on the Blue Line and make it accessible.

The Irving Park Station on the O'Hare Line was constructed in 1970, and has a weekday ridership of 3,540 passengers. Due to the station's high usage and deteriorating condition it requires major reconstruction in order to maintain a safe and acceptable level of service. Future funding beyond 2004 will be required to reconstruct the station.

FINANCIAL SUMMARY :

GRANTS			EXPENDITURES		OBLIGATIONS	
Funded	\$	0	2000	\$ 0	\$	0
Pending FY 1999		0	2001			0
FY 2000		0	2002			0
FY 2001		0	2003	19,669	983,454	
FY 2002		0	2004	963,785		0
FY 2003		983,454	2005+	0		0
FY 2004		0				
Total		\$ 983,454	\$ 983,454		\$ 983,454	
FY 2000-2004	Program	\$ 983,454				

CHICAGO TRANSIT AUTHORITY FY 2000 - 2004 CAPITAL PROGRAM

PROJECT: 141.265 **CATEGORY:** RAIL-STATIONS & PASSENGER FACILITIES

PROJECT TITLE: Reconstruct Rail Station - Main/Evanston

DESCRIPTION / JUSTIFICATION:

Reconstruct Main Street Station on the Purple Line, including accessibility.

Main Street Station was constructed in 1919 and has far exceeded its design life. The station serves 1,190 passengers on a daily basis. Due to its age and structural condition the station requires replacement in order to maintain a safe and acceptable level of service. Upon completion it will be fully accessible.

FINANCIAL SUMMARY :

GRANTS			EXPENDITURES		OBLIGATIONS
Funded	\$	0	2000	\$ 0	\$ 0
Pending FY 1999		0	2001	0	0
FY 2000		0	2002	21,218	1,060,900
FY 2001		0	2003	1,039,682	0
FY 2002		1,060,900	2004	315,142	15,757,112
FY 2003		0	2005+	15,441,970	0
FY 2004		15,757,112			
	Total \$	16,818,012		\$ 16,818,012	\$ 16,818,012
FY 2000- 2004 Program	\$	16,818,012			

CHICAGO TRANSIT AUTHORITY FY 2000 - 2004 CAPITAL PROGRAM

PROJECT: 141.266 **CATEGORY:** RAIL-STATIONS & PASSENGER FACILITIES

PROJECT TITLE: Reconstruct Rail Station - Dempster/Evanston

DESCRIPTION / JUSTIFICATION:

Reconstruct Dempster Station on the Purple Line, including accessibility.

Dempster Station was constructed in 1919 and has far exceeded its design life. The station serves 680 passengers on a daily basis. Due to age and structural condition, the station requires replacement in order to maintain a safe and acceptable level of service. Upon completion it will be fully ADA compliant.

FINANCIAL SUMMARY :

GRANTS			EXPENDITURES		OBLIGATIONS		
Funded	\$	0	2000	\$	0	\$	0
Pending FY 1999		0	2001		0		0
FY 2000		0	2002		21,218		1,060,900
FY 2001		0	2003		1,039,682		0
FY 2002		1,060,900	2004		315,142		15,757,112
FY 2003		0	2005+		15,441,970		0
FY 2004		15,757,112					
		Total		\$	16,818,012	\$	16,818,012
FY 2000-							
2004 Program	\$	16,818,012					

CHICAGO TRANSIT AUTHORITY FY 2000 - 2004 CAPITAL PROGRAM

PROJECT: 141.269 **CATEGORY:** RAIL-STATIONS & PASSENGER FACILITIES

PROJECT TITLE: Reconstruct Rail Station - Oak Park/Congress

DESCRIPTION / JUSTIFICATION:

Reconstruct the Oak Park Station and make it accessible.

The Oak Park Station was constructed in 1961 and has a weekday ridership of 1,280 passengers. Due to the station's deteriorating structural condition it requires rehabilitation or replacement in order to maintain a safe and acceptable level of service. Future funding will design and reconstruct the remaining elements of the station.

FINANCIAL SUMMARY :

GRANTS			EXPENDITURES		OBLIGATIONS
Funded	\$	0	2000	\$ 0	\$ 0
Pending FY 1999		0	2001	0	0
FY 2000		0	2002	15,914	795,675
FY 2001		0	2003	779,762	0
FY 2002		795,675	2004	225,101	11,255,080
FY 2003		0	2005+	11,029,978	0
FY 2004		11,255,080			
		<u>12,050,755</u>		<u>\$ 12,050,755</u>	<u>\$ 12,050,755</u>
FY 2000-2004 Program	\$	12,050,755			

CHICAGO TRANSIT AUTHORITY FY 2000 - 2004 CAPITAL PROGRAM

PROJECT: 141.270 **CATEGORY:** RAIL-STATIONS & PASSENGER FACILITIES

PROJECT TITLE: Reconstruct Rail Station - Racine/Congress

DESCRIPTION / JUSTIFICATION:

Reconstruct the Racine Station and make it accessible.

The Racine Station was constructed in 1958 and has a weekday ridership of 1,740 passengers. Due to the station's deteriorating structural condition it requires rehabilitation or replacement in order to maintain a safe and acceptable level of service. Future funding will design and reconstruct the remaining elements of the station.

FINANCIAL SUMMARY :

GRANTS			EXPENDITURES		OBLIGATIONS	
Funded	\$	0	2000	\$ 0	\$	0
Pending FY 1999		0	2001			0
FY 2000		0	2002	15,914		795,675
FY 2001		0	2003	779,762		0
FY 2002		795,675	2004	225,101		11,255,080
FY 2003		0	2005+	11,029,978		0
FY 2004		11,255,080				
	Total \$	12,050,755		\$ 12,050,755	\$	12,050,755
FY 2000- 2004 Program	\$	12,050,755				

CHICAGO TRANSIT AUTHORITY FY 2000 - 2004 CAPITAL PROGRAM

PROJECT: 141.271 **CATEGORY:** RAIL-STATIONS & PASSENGER FACILITIES

PROJECT TITLE: Reconstruct Rail Station - Pulaski/Congress

DESCRIPTION / JUSTIFICATION:

Reconstruct the Pulaski Station and make it accessible.

The Pulaski Station was constructed in 1958 and has a weekday ridership of 1,130 passengers. Due to the station's deteriorating structural condition it requires rehabilitation or replacement in order to maintain a safe and acceptable level of service. Future funding will design and reconstruct the remaining elements of the station.

FINANCIAL SUMMARY :

GRANTS			EXPENDITURES		OBLIGATIONS
Funded	\$	0	2000	\$	0
Pending FY 1999		0	2001		0
FY 2000		0	2002	15,914	795,675
FY 2001		0	2003	779,762	0
FY 2002		795,675	2004	225,101	11,255,080
FY 2003		0	2005+	11,029,978	0
FY 2004		11,255,080			
	Total \$	12,050,755		\$ 12,050,755	\$ 12,050,755
FY 2000-2004	Program \$	12,050,755			

CHICAGO TRANSIT AUTHORITY FY 2000 - 2004 CAPITAL PROGRAM

PROJECT: 143.128 **CATEGORY:** RAIL-STATIONS & PASSENGER FACILITIES

PROJECT TITLE: Improve Rail Station Public Address System

DESCRIPTION / JUSTIFICATION:

Purchase and install an upgraded rail station public address system.

FY 2000 funds will pay for a survey of all stations not funded elsewhere, and an acoustic analysis, leading to design of specific improvements. Future funds will implement the improved system.

The rail station public address system is antiquated and in poor condition. Rail station announcements regarding service changes or emergency situations cannot be heard or understood by passengers due to the dilapidated condition of the existing public address system. This project will provide for a customized design and standardize the quality and consistency of speaker placement so that passengers can hear and understand announcements.

FINANCIAL SUMMARY :

GRANTS			EXPENDITURES		OBLIGATIONS	
Funded	\$	0	2000	\$ 30,000	\$	1,500,000
Pending FY 1999		0	2001	1,470,000		0
FY 2000		1,500,000	2002	0		0
FY 2001		0	2003	327,818		16,390,905
FY 2002		0	2004	16,063,087		0
FY 2003		16,390,905	2005+	0		0
FY 2004		0				
		Total		\$ 17,890,905	\$	17,890,905
FY 2000-2004 Program		\$ 17,890,905				

CHICAGO TRANSIT AUTHORITY FY 2000 - 2004 CAPITAL PROGRAM

PROJECT: 143.160 **CATEGORY:** RAIL-STATIONS & PASSENGER FACILITIES

PROJECT TITLE: Upgrade Rail Stations and Facilities

DESCRIPTION / JUSTIFICATION:

The program will include passenger station amenities such as: improved lighting to provide greater security and decrease vandalism; painting to improve station cleanliness and appearance; the installation of benches to provide passenger comfort; and upgrading of street level and platform signage to increase passenger understanding of routes and schedules. Also included is the repair/reconstruction, where required, of the station house, stairs, platforms, and canopies. Selected improvements may also be made at non-station locations.

FY 2000 funding will provide for initial phase of a multi-year project to upgrade, where required, rapid transit stations and provide improved passenger amenities.

Rail stations that have not been improved or enhanced in many years are in need of enhancements that will improve appearances and give passengers a greater sense of security and confidence in using the rapid transit system.

FINANCIAL SUMMARY :

GRANTS			EXPENDITURES		OBLIGATIONS	
Funded	\$	0	2000	\$ 60,000	\$	3,000,000
Pending FY 1999		0	2001	3,001,800		3,090,000
FY 2000		3,000,000	2002	3,091,854		3,182,700
FY 2001		3,090,000	2003	3,184,610		3,278,181
FY 2002		3,182,700	2004	3,280,147		3,376,524
FY 2003		3,278,181	2005+	3,308,994		0
FY 2004		3,376,524				
		Total		\$ 15,927,405	\$	15,927,405
FY 2000-						
2004 Program	\$	15,927,405				

CHICAGO TRANSIT AUTHORITY FY 2000 - 2004 CAPITAL PROGRAM

PROJECT: 143.161 **CATEGORY:** RAIL-STATIONS & PASSENGER FACILITIES

PROJECT TITLE: Elevator Rehab - 12 Locations

DESCRIPTION / JUSTIFICATION:

Rehabilitate elevators at various locations throughout the system.

FY 2000 funding will provide for the rehabilitation of up to 12 elevators at an approximate cost of \$80,000 each for traction and \$45,000 each for hydraulic elevators. Subject to final review, locations are: Cumberland - South, Loyola, Adams/Jackson - St./Mz., Polk/Douglas - Eastbound, Lake Transfer, Western, Cumberland - North, DesPlaines/Congress, Granville, Adams/Jackson -Mz./Plt., Polk/Douglas - Westbound, and Western/North

Various elevators throughout the system are beyond their service life and are in disrepair, requiring continual maintenance work. These elevators are in poor condition and will need to be rehabilitated in 2000 to insure safe and reliable service.

FINANCIAL SUMMARY :

GRANTS			EXPENDITURES		OBLIGATIONS
Funded	\$	0	2000	\$ 16,400	\$ 820,000
Pending FY 1999		0	2001	803,600	0
FY 2000		820,000	2002	0	0
FY 2001		0	2003	0	0
FY 2002		0	2004	0	0
FY 2003		0	2005+	0	0
FY 2004		0			
	Total \$	820,000		\$ 820,000	\$ 820,000
FY 2000-2004 Program	\$	820,000			

CHICAGO TRANSIT AUTHORITY FY 2000 - 2004 CAPITAL PROGRAM

PROJECT: 143.268 **CATEGORY:** RAIL-STATIONS & PASSENGER FACILITIES

PROJECT TITLE: Upgrade Rail Station - Forest Park/Desplaines/Congress

DESCRIPTION / JUSTIFICATION:

Upgrade the Forest Park/Desplaines Station on the Congress Branch of the Blue Line.

FY 2004 funding will provide for design of the improvements and upgrades. Future funding is required for construction.

The Forest Park/Desplaines Station was constructed in 1953 and has a weekday ridership of 3,620 passengers. Due to the high usage it requires rehabilitation in order to maintain an acceptable level of service. Future funding will provide for the construction upgrades.

FINANCIAL SUMMARY :

GRANTS		EXPENDITURES		OBLIGATIONS	
Funded	\$ 0	2000	\$ 0	\$	0
Pending FY 1999	0	2001	0		0
FY 2000	0	2002	0		0
FY 2001	0	2003	0		0
FY 2002	0	2004	5,628		281,377
FY 2003	0	2005+	275,749		0
FY 2004	281,377				
	<hr/>		<hr/>	<hr/>	<hr/>
Total	\$ 281,377		\$ 281,377	\$	281,377
FY 2000-					
2004 Program	\$ 281,377				

CHICAGO TRANSIT AUTHORITY FY 2000 - 2004 CAPITAL PROGRAM

PROJECT: 144.010 **CATEGORY:** RAIL-STATIONS & PASSENGER FACILITIES

PROJECT TITLE: Upgrade Park and Rides

DESCRIPTION / JUSTIFICATION:

Provide for improvements to various Park and Ride locations throughout the CTA service area. Improvements will include pavement repair, lighting repairs, and other improvements as needed at each site. New revenue equipment will also be purchased and installed to replace aged equipment at the Cumberland Park and Ride.

Park and Ride locations require repairs to avoid inconvenience to CTA customers. The revenue control equipment at Cumberland Garage is over 10 years old and is in a serious state of disrepair. Because of the age of the equipment, replacement parts are difficult to obtain. CTA Park and Rides provide a convenience to CTA customers who need or wish to have their personal automobiles available to them for part of their trip. Park and Rides also bring additional riders to bus and rail locations and increase overall ridership.

FINANCIAL SUMMARY :

GRANTS		EXPENDITURES	OBLIGATIONS
Funded	\$ 0	2000 \$ 8,500	\$ 425,000
Pending FY 1999	0	2001 416,500	0
FY 2000	425,000	2002 0	0
FY 2001	0	2003 0	0
FY 2002	0	2004 0	0
FY 2003	0	2005+ 0	0
FY 2004	0		
	Total \$ 425,000	\$ 425,000	\$ 425,000
FY 2000- 2004 Program	\$ 425,000		

CHICAGO TRANSIT AUTHORITY FY 2000 - 2004 CAPITAL PROGRAM

PROJECT: 074.062 **CATEGORY:** RAIL-SUPPORT FACILITIES & EQUIPMENT

PROJECT TITLE: Upgrade Des Plaines Shop and Car Washer

DESCRIPTION / JUSTIFICATION:

Expand the Des Plaines Shop facility to accommodate maintenance and washing of eight-car train sets.

Funding will provide for design and construction of the expansion of the Des Plaines Shop and installation of a new car washer. Electrical service will be upgraded with the shop expansion.

The current shop was constructed in the 1950's and was designed for 6 car train sets. Eight car train sets must be broken down into 2 and 6 car units, in order to utilize the shop tracks. This time-consuming and labor intensive effort is inefficient and costly. The proposed expansion will allow efficient inspection and maintenance of cars while in 8 car sets. Modern electrical service will provide for current power needs. The shop currently has no indoor washing capability. Installing the new washer will make it easier to keep trains clean.

FINANCIAL SUMMARY :

GRANTS		EXPENDITURES		OBLIGATIONS
Funded	\$ 0	2000	\$ 0	\$ 0
Pending FY 1999	0	2001	15,450	772,500
FY 2000	0	2002	757,050	0
FY 2001	772,500	2003	163,909	8,195,453
FY 2002	0	2004	4,917,272	0
FY 2003	8,195,453	2005+	3,114,272	0
FY 2004	0			
	<hr/>		<hr/>	<hr/>
Total	\$ 8,967,953		\$ 8,967,953	\$ 8,967,953
FY 2000-2004 Program	\$ 8,967,953			

CHICAGO TRANSIT AUTHORITY FY 2000 - 2004 CAPITAL PROGRAM

PROJECT: 074.066 **CATEGORY:** RAIL-SUPPORT FACILITIES & EQUIPMENT

PROJECT TITLE: Expand 98th Shop Capacity

DESCRIPTION / JUSTIFICATION:

Expand existing shop and related trackwork to provide a shop that better meets current Red Line operational requirements.

Initial funding will assess expansion options in the severely limited space available within the confines of the Dan Ryan Expressway right-of-way. Outyear funds will design a new or expanded shop. Future (post - 2004) funds will be needed to build the improvements.

The south end of the Red Line has no indoor car washing facility and maintenance capacity is severely limited, with one 4-car pit position and two 2-car hoist positions. In contrast, the north end of the Red Line (Howard) has a maintenance capacity for 26 cars. This imbalanced maintenance capability makes it difficult to support operations at both ends of this heavily used line. The total capacity of both shops, 32 cars, is inadequate for this major line.

FINANCIAL SUMMARY :

GRANTS			EXPENDITURES		OBLIGATIONS	
Funded	\$	0	2000	\$ 3,000	\$	150,000
Pending FY 1999		0	2001	147,000		0
FY 2000		150,000	2002	0		0
FY 2001		0	2003	21,855		1,092,727
FY 2002		0	2004	655,636		0
FY 2003		1,092,727	2005+	415,236		0
FY 2004		0				
Total \$				\$ 1,242,727	\$	1,242,727
FY 2000-2004 Program	\$	1,242,727				

CHICAGO TRANSIT AUTHORITY FY 2000 - 2004 CAPITAL PROGRAM

PROJECT: 082.041 **CATEGORY:** RAIL-SUPPORT FACILITIES & EQUIPMENT

PROJECT TITLE: Upgrade Car Washer - Rosemont

DESCRIPTION / JUSTIFICATION:

Design and construct an upgraded train car washer system at the Rosemont Shop.

FY 2000 funding will provide for the design to upgrade the car washer at the Rosemont Shop.

The existing car wash only allows four cars to be washed at one time. The new system will allow for the washing of cars more efficiently, because eight-car train sets will no longer have to be separated into two four-car sets to be washed.

FINANCIAL SUMMARY :

GRANTS			EXPENDITURES		OBLIGATIONS	
Funded	\$	0	2000	\$ 8,000	\$	400,000
Pending FY 1999		0	2001	272,960		1,648,000
FY 2000		400,000	2002	1,140,800		0
FY 2001		1,648,000	2003	626,240		0
FY 2002		0	2004	0		0
FY 2003		0	2005+	0		0
FY 2004		0				
		<hr/>				
	Total \$	2,048,000		<hr/> \$ 2,048,000	\$	<hr/> 2,048,000
FY 2000- 2004 Program	\$	2,048,000				

CHICAGO TRANSIT AUTHORITY FY 2000 - 2004 CAPITAL PROGRAM

PROJECT: 084.811 **CATEGORY:** RAIL-SUPPORT FACILITIES & EQUIPMENT

PROJECT TITLE: Purchase Maintenance Equipment - Rail

DESCRIPTION / JUSTIFICATION:

Purchase tools and equipment needed to maintain the rail rolling stock for the CTA system.

Capital eligible tools purchased under this program will be used to repair rolling stock and other elements of the infrastructure in order to support rail transit operations. Examples of equipment include (1999 costs): hoists (\$30,000), milling machines (\$120,000), floor scrubber (\$35,000), and fork lifts (\$45,000).

FINANCIAL SUMMARY :

GRANTS		EXPENDITURES	OBLIGATIONS
Funded	\$ 1,000,000	2000 \$ 13,333	\$ 666,667
Pending FY 1999	0	2001 413,733	686,667
FY 2000	666,667	2002 679,478	707,267
FY 2001	686,667	2003 699,862	728,485
FY 2002	707,267	2004 720,858	750,339
FY 2003	728,485	2005+ 1,012,161	0
FY 2004	750,339		
	<hr/>	<hr/>	<hr/>
Total	\$ 4,539,425	\$ 3,539,425	\$ 3,539,425
FY 2000- 2004 Program	\$ 3,539,425		

CHICAGO TRANSIT AUTHORITY FY 2000 - 2004 CAPITAL PROGRAM

PROJECT: 052.012 **CATEGORY:** SYSTEM-MISCELLANEOUS

PROJECT TITLE: Implement Control Center Projects

DESCRIPTION / JUSTIFICATION:

Funding will provide for planned improvements over the next five years that will enhance the existing Bus Emergency Communication System/Bus Service Management System communication and control system.

Prior funding provided for the purchase of the Bus Service Management System including bus radios, antennas and control center hardware/software. Initial funding will provide for completion of the Computer Aided Service Restoration (CASR) Project and provide supplemental funding to expand the Bus Service Management System to several other bus routes.

When completed Computer Aided Service Restoration will present service restoration options directly to bus operators thus addressing minor service problems more quickly and more efficiently with minimal human intervention.

Additional improvement projects being considered over the next five years include: supplemental funding for the Bus Service Management System expansion, Active Bus Stop Signs (expansion), Half Channel Radio Expansion and Mobile Data Terminal (MDT) installation on non-revenue vehicles. The MDT's for non-revenue vehicles will allow security, supervisory and support personnel and equipment to respond more effectively to situations affecting bus service. The purpose of installing MDT's are twofold: one, to locate the closest support vehicles and two, to assist the vehicles in locating the bus requiring service.

FINANCIAL SUMMARY :

<u>GRANTS</u>		<u>EXPENDITURES</u>	<u>OBLIGATIONS</u>
Funded	\$ 45,396,023	2000	\$ 0
Pending FY 1999	0	2001	123,600
FY 2000	0	2002	6,151,881
FY 2001	6,180,000	2003	4,678,569
FY 2002	4,774,050	2004	315,142
FY 2003	0	2005+	15,441,970
FY 2004	15,757,112		
	Total \$ 72,107,185		\$ 26,711,162
FY 2000-2004 Program	\$ 26,711,162		\$ 26,711,162

CHICAGO TRANSIT AUTHORITY FY 2000 - 2004 CAPITAL PROGRAM

PROJECT: 060.810 **CATEGORY:** SYSTEM-MISCELLANEOUS

PROJECT TITLE: Implement Computer Systems

DESCRIPTION / JUSTIFICATION:

Purchase hardware and software to implement new and upgraded data processing systems.

Computer systems, over time, reach their capacity or become outdated and consequently need to be upgraded or replaced. Existing and projected information demands require new applications and will be best met by systems with faster speed and greater reliability and efficiency.

FINANCIAL SUMMARY :

GRANTS		EXPENDITURES	OBLIGATIONS
Funded	\$ 10,990,304	2000 \$ 0	\$ 0
Pending FY 1999	0	2001 0	0
FY 2000	0	2002 0	0
FY 2001	0	2003 131,127	6,556,362
FY 2002	0	2004 6,560,296	6,753,048
FY 2003	6,556,362	2005+ 6,617,987	0
FY 2004	6,753,048		
	<hr/>		
	Total \$ 24,299,714	\$ 13,309,410	\$ 13,309,410
FY 2000- 2004 Program	\$ 13,309,410		

CHICAGO TRANSIT AUTHORITY FY 2000 - 2004 CAPITAL PROGRAM

PROJECT: 061.019 **CATEGORY:** SYSTEM-MISCELLANEOUS

PROJECT TITLE: Purchase Mainframe Computer Hardware

DESCRIPTION / JUSTIFICATION:

Purchase and install an automated magnetic tape storage and handling facility. Purchase and install backup storage and critical processing equipment at the disaster recovery site, connect CTA's operations centers to this site to perform data backup functions in an on line duplicate mode to operation functions.

The CTA's mainframe computer center currently utilizes 30,000 magnetic tape cartridges for offline data storage. This requires extensive manual handling, processing and filing which is inefficient and prone to error. An automated tape handling system will provide more efficient operations.

The CTA's computer disaster recovery process currently being installed is based on the use of backup tapes to restore the Apparel Center and/or 901 West Division data centers' information. Typical restoration time for this method is expected to be 24 - 48 hours, with all affected CTA computerized functions inoperable during the restoration period. The purchase and installation of backup data storage and critical processing equipment will ensure that all current data are available immediately for disaster recovery use, reducing recovery time significantly.

FINANCIAL SUMMARY :

GRANTS			EXPENDITURES		OBLIGATIONS	
Funded	\$	0	2000	\$ 35,000	\$	1,750,000
Pending FY 1999		0	2001	1,715,000		0
FY 2000		1,750,000	2002	0		0
FY 2001		0	2003	0		0
FY 2002		0	2004	0		0
FY 2003		0	2005+	0		0
FY 2004		0				
	Total \$	1,750,000		\$ 1,750,000	\$	1,750,000
FY 2000-						
2004 Program	\$	1,750,000				

CHICAGO TRANSIT AUTHORITY FY 2000 - 2004 CAPITAL PROGRAM

PROJECT: 061.810 **CATEGORY:** SYSTEM-MISCELLANEOUS

PROJECT TITLE: Upgrade Office Computer Systems

DESCRIPTION / JUSTIFICATION:

Purchase and install new office computer data processor hardware and software.

CTA operates over 1,500 desktop computers with many linked into Local Area Networks (LAN's) for efficiency of data transfer and team analysis. The functional life of a personal computer is 3-4 years. These funds will permit CTA to change out its equipment in a timely fashion, consistent with sound practice.

FINANCIAL SUMMARY :

GRANTS			EXPENDITURES		OBLIGATIONS
Funded	\$	0	2000	\$ 25,000	\$ 1,250,000
Pending FY 1999		0	2001	1,250,750	1,287,500
FY 2000		1,250,000	2002	1,288,273	1,326,125
FY 2001		1,287,500	2003	1,326,921	1,365,909
FY 2002		1,326,125	2004	1,366,729	1,406,885
FY 2003		1,365,909	2005+	1,378,746	0
FY 2004		1,406,885			
	Total	\$ 6,636,419		\$ 6,636,419	\$ 6,636,419
FY 2000-2004	Program	\$ 6,636,419			

CHICAGO TRANSIT AUTHORITY FY 2000 - 2004 CAPITAL PROGRAM

PROJECT: 062.026 **CATEGORY:** SYSTEM-MISCELLANEOUS

PROJECT TITLE: Implement Maintenance Management Information System

DESCRIPTION / JUSTIFICATION:

Implement a maintenance shop management system to support daily shop activities at Skokie Shops (rail), South Shops (bus).

FY 2000 will provide for initial implementation of the Maintenance Shop Management System. This totally integrated preventive maintenance and shop control system will interface with the accounts payable, purchase order and inventory management system to provide real time status of material costs.

The Maintenance Management System will enable CTA to efficiently manage its major shop functions. Material, maintenance, operating, purchased item inventory costs and personnel productivity will be monitored, so that informed management decisions can be made regarding subsystem purchases verses in house rebuilding. CTA will also be capable of tracking the failure rates of components. This system will be coordinated with the implementation of a new enterprise financial system (Project 062.810).

FINANCIAL SUMMARY :

GRANTS			EXPENDITURES		OBLIGATIONS	
Funded	\$	0	2000	\$ 70,000	\$	3,500,000
Pending FY 1999		0	2001	3,502,100		3,605,000
FY 2000		3,500,000	2002	3,532,900		0
FY 2001		3,605,000	2003	0		0
FY 2002		0	2004	0		0
FY 2003		0	2005+	0		0
FY 2004		0				
	Total \$	7,105,000		\$ 7,105,000	\$	7,105,000
FY 2000- 2004 Program	\$	7,105,000				

CHICAGO TRANSIT AUTHORITY FY 2000 - 2004 CAPITAL PROGRAM

PROJECT: 062.059 **CATEGORY:** SYSTEM-MISCELLANEOUS

PROJECT TITLE: Develop New Chart of Accounts

DESCRIPTION / JUSTIFICATION:

FY 2000 funding will provide funding to develop a new chart of financial accounts. The new chart of accounts will be integrated into the new financial systems also funded in FY 2000.

The chart of financial accounts provides the vital function of categorizing expenses and revenues for the Authority's financial system. The current chart of accounts was implemented in the 1980's to conform to the National Transit Data Base, Section 15 Report criteria. The new chart of accounts system will be compatible with current Section 15 requirements and provide the necessary flexibility and power for integration with new financial systems available on the market today.

FINANCIAL SUMMARY :

GRANTS			EXPENDITURES		OBLIGATIONS	
Funded	\$	0	2000	\$ 6,000	\$	300,000
Pending FY 1999		0	2001	294,000		0
FY 2000		300,000	2002	0		0
FY 2001		0	2003	0		0
FY 2002		0	2004	0		0
FY 2003		0	2005+	0		0
FY 2004		0				
<hr/>			<hr/>		<hr/>	
Total	\$	300,000		\$ 300,000	\$	300,000
FY 2000-						
2004 Program	\$	300,000				

CHICAGO TRANSIT AUTHORITY FY 2000 - 2004 CAPITAL PROGRAM

PROJECT: 062.086 **CATEGORY:** SYSTEM-MISCELLANEOUS

PROJECT TITLE: Install Centralized Paratransit Reservation System

DESCRIPTION / JUSTIFICATION:

Design and establish a centralized reservation, scheduling, and dispatching system for CTA's Paratransit service program.

Centralizing the reservations, scheduling, and dispatching functions for the CTA's Paratransit Department will create a fair, systematic means of scheduling rides among the private carriers. Frequent customer complaints regarding private carrier handling of reservation and dispatch activities will be reduced when this system is fully implemented. Centralizing this function will also improve CTA's ability to track and control costs.

FINANCIAL SUMMARY :

GRANTS			EXPENDITURES		OBLIGATIONS		
Funded	\$	0	2000	\$	0	\$	0
Pending FY 1999		0	2001		41,200		2,060,000
FY 2000		0	2002		2,018,800		0
FY 2001		2,060,000	2003		0		0
FY 2002		0	2004		0		0
FY 2003		0	2005+		0		0
FY 2004		0					
	Total	\$ 2,060,000		\$	2,060,000	\$	2,060,000
FY 2000-2004	Program	\$ 2,060,000					

CHICAGO TRANSIT AUTHORITY FY 2000 - 2004 CAPITAL PROGRAM

PROJECT: 062.087 **CATEGORY:** SYSTEM-MISCELLANEOUS

PROJECT TITLE: Replace Material Management Imaging System

DESCRIPTION / JUSTIFICATION:

Replace the current outdated parts Imaging System with a new industry standard system.

The existing Imaging System allows parts requesters to call up an image of the part to confirm visually before requesting it from Stores. This feature eliminates many misorders and returns that are characteristic of numeric part ordering systems. The current system, installed in 1992. It is becoming increasingly expensive to maintain under the service contract. This new system will be more up to date and have lower maintenance costs.

FINANCIAL SUMMARY :

GRANTS			EXPENDITURES		OBLIGATIONS	
Funded	\$	0	2000	\$ 40,000	\$	2,000,000
Pending FY 1999		0	2001	1,960,000		0
FY 2000		2,000,000	2002	0		0
FY 2001		0	2003	0		0
FY 2002		0	2004	0		0
FY 2003		0	2005+	0		0
FY 2004		0				
	Total \$	2,000,000		\$ 2,000,000	\$	2,000,000
FY 2000-2004 Program	\$	2,000,000				

CHICAGO TRANSIT AUTHORITY FY 2000 - 2004 CAPITAL PROGRAM

PROJECT: 062.810 **CATEGORY:** SYSTEM-MISCELLANEOUS

PROJECT TITLE: Replace Financial Systems

DESCRIPTION / JUSTIFICATION:

Replace CTA's outmoded financial systems with a modern suite of financial systems.

CTA currently operates a collection of customized financial applications developed over the past fifteen years. This includes the accounts receivable, accounts payable, general ledger, and payroll systems. This project seeks to replace these systems with modern, industry-standard applications.

This new system will also be capable of allowing interfaces from other industry-standard computer software systems used to manage inventory, maintenance, labor and parts. The current system was implemented over a period of years and is highly customized, which makes it expensive and difficult to maintain or enhance. A new system will be more seamlessly integrated and can more easily and inexpensively support the CTA's business needs.

FINANCIAL SUMMARY :

GRANTS			EXPENDITURES		OBLIGATIONS	
Funded	\$	0	2000	\$ 170,000	\$	8,500,000
Pending FY 1999		0	2001	8,443,300		5,665,000
FY 2000		8,500,000	2002	5,679,008		6,365,400
FY 2001		5,665,000	2003	6,238,092		0
FY 2002		6,365,400	2004	0		0
FY 2003		0	2005+	0		0
FY 2004		0				
Total \$				\$ 20,530,400	\$	20,530,400
FY 2000- 2004 Program	\$	20,530,400				

CHICAGO TRANSIT AUTHORITY FY 2000 - 2004 CAPITAL PROGRAM

PROJECT: 085.090 **CATEGORY:** SYSTEM-MISCELLANEOUS

PROJECT TITLE: Purchase Material Handling Equipment

DESCRIPTION / JUSTIFICATION:

Purchase tools and material handling equipment such as Hydraulic Work Platforms and Forklifts needed to support stocking and distribution of parts for repair of CTA's Bus and Rail fleet.

Capital eligible equipment purchased will be used to support repair of rolling stock and other elements of the infrastructure in order to support bus and rail transit operations.

FINANCIAL SUMMARY :

GRANTS			EXPENDITURES		OBLIGATIONS	
Funded	\$	0	2000	\$ 9,000	\$	450,000
Pending FY 1999		0	2001	450,270		463,500
FY 2000		450,000	2002	463,778		477,405
FY 2001		463,500	2003	467,857		0
FY 2002		477,405	2004	0		0
FY 2003		0	2005+	0		0
FY 2004		0				
	Total \$	1,390,905		\$ 1,390,905	\$	1,390,905
FY 2000-2004 Program	\$	1,390,905				

CHICAGO TRANSIT AUTHORITY FY 2000 - 2004 CAPITAL PROGRAM

PROJECT: 102.030 **CATEGORY:** SYSTEM-MISCELLANEOUS

PROJECT TITLE: Implement AFC Projects

DESCRIPTION / JUSTIFICATION:

Design, purchase, and implement projects associated with the existing Automatic Fare Collection System.

This program will fund the phased implementation of AFC projects such as the following: bill handling equipment for automated vending machines, replacement of network controllers, key control release for turnstiles, and a high speed smart card encoder. Key control release for turnstiles and roto-gates is required to manually open the turnstiles and roto-gates during power loss or emergency situations. Network controllers were installed during the initial phase of the AFC project. The controllers are aged and required upgrading and/or replacing.

These AFC system improvements will continue to provide the CTA with highly accurate revenue, and ridership data, while decreasing operational costs associated with handling cash, cash counting and revenue loss. The continuing automation of the fare collection system will allow for faster passenger entry and access to the transit system.

FINANCIAL SUMMARY :

	GRANTS		EXPENDITURES	OBLIGATIONS	
Funded	\$	0	2000	\$ 40,000	\$ 2,000,000
Pending FY 1999		0	2001	2,022,830	3,141,500
FY 2000		2,000,000	2002	3,125,350	2,333,980
FY 2001		3,141,500	2003	2,291,671	218,545
FY 2002		2,333,980	2004	425,094	10,546,010
FY 2003		218,545	2005+	10,335,090	0
FY 2004		10,546,010			
		Total		\$ 18,240,035	\$ 18,240,035
FY 2000- 2004 Program		\$ 18,240,035			

CHICAGO TRANSIT AUTHORITY FY 2000 - 2004 CAPITAL PROGRAM

PROJECT: 102.035 **CATEGORY:** SYSTEM-MISCELLANEOUS

PROJECT TITLE: Implement Smart Card Technology (Year 2)

DESCRIPTION / JUSTIFICATION:

Provide for the development of a smart card program that will include the following: purchase of smart cards, marketing, training, and program implementation requirements.

The current automated fare control system was designed and manufactured to accept the smart card and requires no hardware modification. The goal of this project is to develop software that better meets the needs of the customer. Once the system is implemented, it will allow a customer the flexibility to switch from a monthly, to a weekly or a stored stored value pass without having to purchase a different card. Changes will be made at the point-of-sale locations. Introduction of the smart card will provide greater flexibility in the Authority's fare structure and options available to the customer.

FINANCIAL SUMMARY :

GRANTS			EXPENDITURES		OBLIGATIONS	
Funded	\$	1,000,000	2000	\$ 46,000	\$	2,300,000
Pending FY 1999		0	2001	2,254,000		0
FY 2000		2,300,000	2002	0		0
FY 2001		0	2003	0		0
FY 2002		0	2004	0		0
FY 2003		0	2005+	0		0
FY 2004		0				
		<hr/>				
Total	\$	3,300,000		<hr/>	\$	<hr/>
				2,300,000	\$	2,300,000
FY 2000-						
2004 Program	\$	2,300,000				

CHICAGO TRANSIT AUTHORITY FY 2000 - 2004 CAPITAL PROGRAM

PROJECT: 102.036 **CATEGORY:** SYSTEM-MISCELLANEOUS

PROJECT TITLE: Expand Availability of Transit Cards (Year 2)

DESCRIPTION / JUSTIFICATION:

Expand availability and use of transit cards in the bus system to provide convenient locations for bus patrons to add value to their transit cards.

Currently, only rail locations have automated vending machines that dispense and add value to transit cards. Expansion of the transit card distribution system will provide bus riders with point-of-sale devices that add value to CTA transit cards at convenient locations.

This project will provide point-of-sale devices at locations that sell transit cards. The point of sale devices will have the capability to issue cards for a first purchase and recharge transit cards in any denomination. When fully implemented, point-of-sale devices will have the capability to add value to smart cards.

FINANCIAL SUMMARY :

GRANTS			EXPENDITURES		OBLIGATIONS		
Funded	\$	4,000,000	2000	\$	50,000	\$	2,500,000
Pending FY 1999		0	2001		2,450,000		0
FY 2000		2,500,000	2002		0		0
FY 2001		0	2003		0		0
FY 2002		0	2004		0		0
FY 2003		0	2005+		0		0
FY 2004		0					
	Total \$	6,500,000		\$	2,500,000	\$	2,500,000
FY 2000-							
2004 Program	\$	2,500,000					

CHICAGO TRANSIT AUTHORITY FY 2000 - 2004 CAPITAL PROGRAM

PROJECT: 190.033 **CATEGORY:** SYSTEM-MISCELLANEOUS

PROJECT TITLE: Implement Quality Assurance Program

DESCRIPTION / JUSTIFICATION:

Continue to implement the Quality Assurance Program for capital program management functions in accordance with federal regulations.

FY 2000 and subsequent funding provides for ongoing implementation of the Quality Assurance Program.

The Quality Assurance Program ensures that the Chicago Transit Authority's Capital Program adheres to quality standards, in accordance with federal regulations, and best practices in the construction industry.

FINANCIAL SUMMARY :

GRANTS			EXPENDITURES		OBLIGATIONS
Funded	\$	2,249,701	2000	\$ 328,879	\$ 328,879
Pending FY 1999		0	2001	348,908	348,908
FY 2000		328,879	2002	370,155	370,155
FY 2001		348,908	2003	392,699	392,699
FY 2002		370,155	2004	416,614	416,614
FY 2003		392,699	2005+	0	0
FY 2004		416,614			
	Total \$	4,106,956		\$ 1,857,255	\$ 1,857,255
FY 2000-					
2004 Program	\$	1,857,255			

CHICAGO TRANSIT AUTHORITY FY 2000 - 2004 CAPITAL PROGRAM

PROJECT: 190.036 **CATEGORY:** SYSTEM-MISCELLANEOUS

PROJECT TITLE: Implement Capital Program Oversight and Audit

DESCRIPTION / JUSTIFICATION:

To provide for Capital Program Oversight and Audit functions.

Due to the influx of funds from Illinois FIRSTand Federal New Start Programs, CTA is initiating a project to support heightened Capital Program Oversight and Audit functions. This project will also review and recommend improvements for energy and environmental efficiency.

FINANCIAL SUMMARY :

GRANTS			EXPENDITURES		OBLIGATIONS	
Funded	\$	0	2000	\$ 16,708	\$	835,414
Pending FY 1999		0	2001	818,706		0
FY 2000		250,000	2002	0		0
FY 2001		257,500	2003	0		0
FY 2002		106,090	2004	0		0
FY 2003		109,273	2005+	0		0
FY 2004		112,551				
	Total	\$ 835,414		\$ 835,414	\$	835,414
FY 2000-2004	Program	\$ 835,414				

CHICAGO TRANSIT AUTHORITY FY 2000 - 2004 CAPITAL PROGRAM

PROJECT: 193.810 **CATEGORY:** SYSTEM-MISCELLANEOUS

PROJECT TITLE: Miscellaneous & Unanticipated Capital

DESCRIPTION / JUSTIFICATION:

This project will fund capital investment needs which arise from time to time and must be addressed in order to maintain efficient service.

These funds permit CTA to respond to capital needs which were not anticipated in advance, but must be addressed in a timely fashion.

FINANCIAL SUMMARY :

GRANTS			EXPENDITURES		OBLIGATIONS	
Funded	\$	1,349,529	2000	\$ 2,000,000	\$	2,000,000
Pending FY 1999		0	2001	2,000,000		2,000,000
FY 2000		2,000,000	2002	2,000,000		2,000,000
FY 2001		2,000,000	2003	2,000,000		2,000,000
FY 2002		2,000,000	2004	2,000,000		2,000,000
FY 2003		2,000,000	2005+	0		0
FY 2004		2,000,000				
	Total \$	<u>11,349,529</u>		<u>\$ 10,000,000</u>	\$	<u>10,000,000</u>
FY 2000-2004 Program	\$	10,000,000				

CHICAGO TRANSIT AUTHORITY FY 2000 - 2004 CAPITAL PROGRAM

PROJECT: 203.800 **CATEGORY:** SYSTEM-MISCELLANEOUS

PROJECT TITLE: Capital Asset Preservation Program (CAP)

DESCRIPTION / JUSTIFICATION:

Public funding to be utilized for capital eligible activities, such as heavy maintenance and rehabilitation of vehicles and facilities. Specific projects will be defined each year.

FINANCIAL SUMMARY :

GRANTS			EXPENDITURES		OBLIGATIONS
Funded	\$	0	2000	\$	0
Pending FY 1999		0	2001	10,353,000	10,353,000
FY 2000		0	2002	10,353,000	10,353,000
FY 2001	10,353,000		2003	10,353,000	10,353,000
FY 2002	10,353,000		2004	14,159,824	14,159,824
FY 2003	10,353,000		2005+	0	0
FY 2004	14,159,824				
	<u>Total</u>	<u>\$ 45,218,824</u>		<u>\$ 45,218,824</u>	<u>\$ 45,218,824</u>
FY 2000-					
2004 Program	\$	45,218,824			

CHICAGO TRANSIT AUTHORITY FY 2000 - 2004 CAPITAL PROGRAM

PROJECT: 070.010 **CATEGORY:** SYSTEM-SUPPORT FACILITIES & EQUIPMENT

PROJECT TITLE: Improve Facilities (CAP)

DESCRIPTION / JUSTIFICATION:

Correct deficiencies at CTA facilities through systematic inspection, and rehabilitation or replacement of substandard elements.

This program will fund the rehabilitation of CTA facilities where building components have defects needing repair. These facilities must be kept in a good state of repair in order to allow expedient performance of maintenance duties on CTA rolling stock and right-of-way, and to serve the needs of CTA's customers.

FINANCIAL SUMMARY :

GRANTS		EXPENDITURES	OBLIGATIONS
Funded	\$ 0	2000 \$ 5,176,500	\$ 5,176,500
Pending FY 1999	0	2001 0	0
FY 2000	5,176,500	2002 0	0
FY 2001	0	2003 0	0
FY 2002	0	2004 0	0
FY 2003	0	2005+ 0	0
FY 2004	0		
	Total \$ 5,176,500	\$ 5,176,500	\$ 5,176,500
FY 2000- 2004 Program	\$ 5,176,500		

CHICAGO TRANSIT AUTHORITY FY 2000 - 2004 CAPITAL PROGRAM

PROJECT: 076.008 **CATEGORY:** SYSTEM-SUPPORT FACILITIES & EQUIPMENT

PROJECT TITLE: Implement Additional Mart Improvements

DESCRIPTION / JUSTIFICATION:

Provide for the installation of adequate HVAC systems, enhance security, purchase needed furniture, and remove remaining items from the office space that was formerly occupied by the Control Center, at CTA's leased space in the Merchandise Mart.

The Administrative Services Department receives frequent requests for temporary space at the Mart location for meeting and other activities. There are few empty offices at the Mart and 120 N. Racine no longer has room to accommodate these activities. Because CTA rents all the space on the 7th floor and the old Control Center space is not presently in a condition where it can be easily used, so it can be used for additional space. This project will demolish the obsolete facilities and build out appropriate accommodations.

FINANCIAL SUMMARY :

GRANTS			EXPENDITURES		OBLIGATIONS
Funded	\$	0	2000	\$	0
Pending FY 1999		0	2001	25,956	1,297,800
FY 2000		0	2002	778,680	0
FY 2001		1,297,800	2003	493,164	0
FY 2002		0	2004	0	0
FY 2003		0	2005+	0	0
FY 2004		0			
<hr/>			<hr/>		<hr/>
Total	\$	1,297,800	\$	1,297,800	\$ 1,297,800
FY 2000-					
2004 Program	\$	1,297,800			

CHICAGO TRANSIT AUTHORITY FY 2000 - 2004 CAPITAL PROGRAM

PROJECT: 076.810 **CATEGORY:** SYSTEM-SUPPORT FACILITIES & EQUIPMENT

PROJECT TITLE: Replace/Repair Roofs - Various Locations

DESCRIPTION / JUSTIFICATION:

Replace roofs at various locations: shops, garages, stations and miscellaneous facilities.

FY 2000 funding will provide for replacement/repair of roofs at various locations. Initial plans are to do improvements at Forest Glen Garage Transportation Office, North Park Garage Transportation Office and 98th Shop.

Many roofs are nearing, or are at the end of their service life and require replacement in order to avoid safety hazards and prevent damage to building interiors and roof structures. Future funding will address additional locations.

FINANCIAL SUMMARY :

GRANTS		EXPENDITURES	OBLIGATIONS
Funded	\$ 4,045,000	2000	\$ 14,216
Pending FY 1999	0	2001	441,124
FY 2000	710,803	2002	724,463
FY 2001	732,127	2003	746,197
FY 2002	754,091	2004	768,583
FY 2003	776,714	2005+	1,079,166
FY 2004	800,014		0
	Total \$ 7,818,749		\$ 3,773,749
FY 2000- 2004 Program	\$ 3,773,749		\$ 3,773,749

CHICAGO TRANSIT AUTHORITY FY 2000 - 2004 CAPITAL PROGRAM

PROJECT: 084.812 **CATEGORY:** SYSTEM-SUPPORT FACILITIES & EQUIPMENT

PROJECT TITLE: Purchase Maintenance Equipment - Facilities Equipment

DESCRIPTION / JUSTIFICATION:

Purchase tools and equipment needed to maintain buildings, grounds, and structures for the CTA system.

Capital eligible tools purchased under this program will be used to repair rolling stock and other elements of the infrastructure in order to support bus and rail transit operations. Examples of equipment include (1999 costs): Floor scrubber (\$11,509), Hydraulic Notching and Punching Machine (\$39,500), and Parallelogram Surface Lift (\$59,204).

FINANCIAL SUMMARY :

GRANTS			EXPENDITURES		OBLIGATIONS
Funded	\$	1,000,000	2000	\$ 13,333	\$ 666,666
Pending FY 1999		0	2001	413,733	686,666
FY 2000		666,666	2002	679,478	707,266
FY 2001		686,666	2003	699,862	728,484
FY 2002		707,266	2004	720,858	750,338
FY 2003		728,484	2005+	1,012,156	0
FY 2004		750,338			
Total		\$ 4,539,420		\$ 3,539,420	\$ 3,539,420
FY 2000- 2004 Program	\$	3,539,420			

CHICAGO TRANSIT AUTHORITY FY 2000 - 2004 CAPITAL PROGRAM

PROJECT: 086.057 **CATEGORY:** SYSTEM-SUPPORT FACILITIES & EQUIPMENT

PROJECT TITLE: Purchase Non-Revenue Vehicles

DESCRIPTION / JUSTIFICATION:

Purchase, inspect, and place into service a variety of non-revenue vehicles.

FY 2000 funding will provide for the purchase of non-revenue vehicles needed to support Bus and Rail operations.

The non-revenue vehicles to be replaced are overaged. Non-revenue vehicles are essential for maintaining efficient bus and rail operations. Examples of vehicles now in need of replacement include (cost in 1999 dollars): vehicles for street supervision, at a cost of \$23,000 each; bucket vans at \$35,000 each; tractor loaders \$20,000 each; and stake body trucks at \$100,000 each.

FINANCIAL SUMMARY :

GRANTS			EXPENDITURES		OBLIGATIONS		
Funded	\$	2,670,112	2000	\$	80,000	\$	4,000,000
Pending FY 1999		0	2001		2,482,400		4,120,000
FY	2000	4,000,000	2002		4,076,872		4,343,600
FY	2001	4,120,000	2003		4,199,178		4,370,908
FY	2002	4,243,600	2004		4,325,154		4,502,032
FY	2003	4,370,908	2005+		6,072,936		0
FY	2004	4,502,032					
	Total	\$		\$	21,236,540	\$	21,336,540
FY 2000-							
2004 Program	\$	21,236,540					

CHICAGO TRANSIT AUTHORITY FY 2000 - 2004 CAPITAL PROGRAM

PROJECT: 141.018 **CATEGORY:** RAIL-DEOBLIGATION/REOBLIGATION

PROJECT TITLE: Reconstruct Rail Station - Garfield/South Main Line

DESCRIPTION / JUSTIFICATION:

Reconstruct Garfield Station on the South Main Line and make it accessible.

This project was created in order to provide partial funding for the reconstruction of Garfield Station on the South Main Line. Funds were shifted from project 196.001, Rehabilitate Rail Lines, which was deleted to fund this higher priority project.

Garfield Station, on the South Main Line, was constructed in 1892 and has a weekday ridership of 580 passengers. Due to the station's extreme age, and generally deteriorated condition, it requires reconstruction in order to maintain a safe and acceptable level of service.

FINANCIAL SUMMARY :

GRANTS			EXPENDITURES		OBLIGATIONS
Funded	\$	0	2000	\$ 128,000	\$ 0
Pending FY 1999		0	2001	3,551,987	0
FY 2000		3,679,987	2002	0	3,679,987
FY 2001		0	2003	0	0
FY 2002		0	2004	0	0
FY 2003		0	2005+	0	0
FY 2004		0			
Total			\$ 3,679,987		\$ 3,679,987
FY 2000- 2004 Program			\$ 3,679,987		

CHICAGO TRANSIT AUTHORITY FY 2000 - 2004 CAPITAL PROGRAM

PROJECT: 196.001 **CATEGORY:** SYSTEM-DEOBLIGATION/REOBLIGATION

PROJECT TITLE: Rehabilitate Rail Lines

DESCRIPTION / JUSTIFICATION:

This project was funded in 1997 to support the operating budget by capitalizing eligible maintenance activities related to the upgrading the rail infrastructure.

This project is being deleted and the funds shifted to partially fund the reconstruction of Garfield Station on the South Main Line. Operating budget support was supplied by this project for 1997, and no longer is required at this time.

FINANCIAL SUMMARY :

GRANTS		EXPENDITURES		OBLIGATIONS	
Funded	\$ 2,679,987	2000	\$ 0	2000	\$ 0
Pending FY 1999	0	2001	0	2001	0
FY 2000	-2,679,987	2002	0	2002	0
FY 2001	0	2003	0	2003	0
FY 2002	0	2004	0	2004	0
FY 2003	0	2005+	0	2005+	0
FY 2004	0				
	Total \$ 0		\$ 0		\$ 0
FY 2000- 2004 Program	\$ -2,679,987				

