

CHICAGO TRANSIT AUTHORITY

1999 ANNUAL BUDGET
DEPARTMENT DETAIL AND
1999-2003 CAPITAL PROGRAM

PROPOSED OCTOBER 1998

Merchandise Mart Plaza, P.O. Box 3555, Chicago, Illinois 60654

CHICAGO TRANSIT AUTHORITY

1999 ANNUAL BUDGET DEPARTMENT DETAIL AND 1999-2003 CAPITAL PROGRAM

PROPOSED OCTOBER 1998

Merchandise Mart Plaza, P.O. Box 3555, Chicago, Illinois 60654

SUMMARY

The purpose of the Annual Budget Department Detail is to provide performance measurements and department descriptions and to delineate the cost associated with each facet of CTA's operations.

This document is divided into three main sections. The first section presents performance measurements that support the agency's goal to provide *on-time, clean, safe and friendly* service. The second section is divided into two parts organized by reporting elements. Each part begins with a brief department description and is followed by the 1999 budget by expense category and organization chart for each department. The final section, Capital Detail, is presented in two parts. The first section provides a description for each project in the 1999 – 2003 Capital Program and is followed by a forecast of 1999 expenditures for major projects or project groupings.

1999 ANNUAL BUDGET AND DEPARTMENT DETAIL TABLE OF CONTENTS

Summary	1
---------------	---

INTRODUCTION

Organization Chart.....	6
Total CTA Budget.....	7
Performance Measurements.....	8

DEPARTMENT DETAIL

Authority Governance.....	12
Office of the President ..	14
Office of Audit.....	16
General Counsel.....	19

TRANSIT OPERATIONS

Department Descriptions.....	24
Transit Operations Total Budget.....	27
EVP Transit Operations	28

BUS OPERATIONS

Bus Operations Total Budget.....	31
VP Bus Operations.....	32
Bus Garages/STO.....	35
Bus Heavy Maintenance	38
Engineering & Technical Services - Bus.....	40

RAIL OPERATIONS

Rail Operations Total Budget.....	43
VP Rail Operations	44
Rail Terminals/STO.....	47
Rail Heavy Maintenance.....	50
Engineering & Technical Services - Rail.....	52

1999 ANNUAL BUDGET AND DEPARTMENT DETAIL TABLE OF CONTENTS

SAFETY, SECURITY, & TRAINING

Safety, Security, & Training Total Budget.....	55
VP Safety, Security, & Training.....	56
Security Services.....	58
System Safety & Environmental Affairs.....	60
Communication/Power Control.....	62
Training & Instruction.....	64

PLANNING

Planning Total Budget.....	67
Sr VP Planning.....	68
Planning.....	70
Facility & ADA Planning.....	72

ADMINISTRATION & PARATRANSIT

Administration & Paratransit Total Budget.....	75
Sr VP Administration & Paratransit.....	76
Operations Support Services.....	78
Paratransit Operations.....	80

CUSTOMER SERVICE, FACILITIES & DEVELOPMENT

Department Descriptions.....	82
Customer Service, Facilities & Development Total Budget.....	85
EVP Customer Service, Facilities & Development.....	86
Customer Service.....	88
Real Estate & Community Development.....	90
Engineering & Construction.....	93

MAINTENANCE

Maintenance Total Budget.....	101
VP Maintenance.....	102
System Maintenance Support.....	104
Power & Way Maintenance.....	106
Rail Station Appearance.....	108
Facility Maintenance.....	110

1999 ANNUAL BUDGET AND DEPARTMENT DETAIL TABLE OF CONTENTS

MANAGEMENT & PERFORMANCE

Department Descriptions.....	112
Management & Performance Total Budget	115
EVP Management & Performance.....	116
Communications	118
Intergovernmental Affairs.....	120
DBE Program/EEO/Contract Compliance.....	122

FINANCE

Finance Total Budget.....	125
Sr VP Finance/Treasurer.....	126
Accounting Operations	128
Treasury	130
Comptroller	132
Capital Investment	134

EMPLOYEE SERVICES

Employee Services Total Budget.....	137
VP Employee Services.....	138
Industrial Relations	140
Personnel Services	142
Program Compliance.....	144
Medical & Benefit Services.....	146

TECHNOLOGY DEVELOPMENT

Technology Development Total Budget.....	149
Sr VP Technology Development	150
Technology Management.....	152
Management Information Systems	154
Revenue Equipment Technology & Maintenance	156

1999 ANNUAL BUDGET AND DEPARTMENT DETAIL TABLE OF CONTENTS

PURCHASING/WAREHOUSING

Purchasing/Warehousing Total Budget.....	159
VP Purchasing/Warehousing	160
Quality Assurance	162
Purchasing.....	164
Warehouse/Stockroom Operations.....	166
Pensions	168
Non-Department.....	171

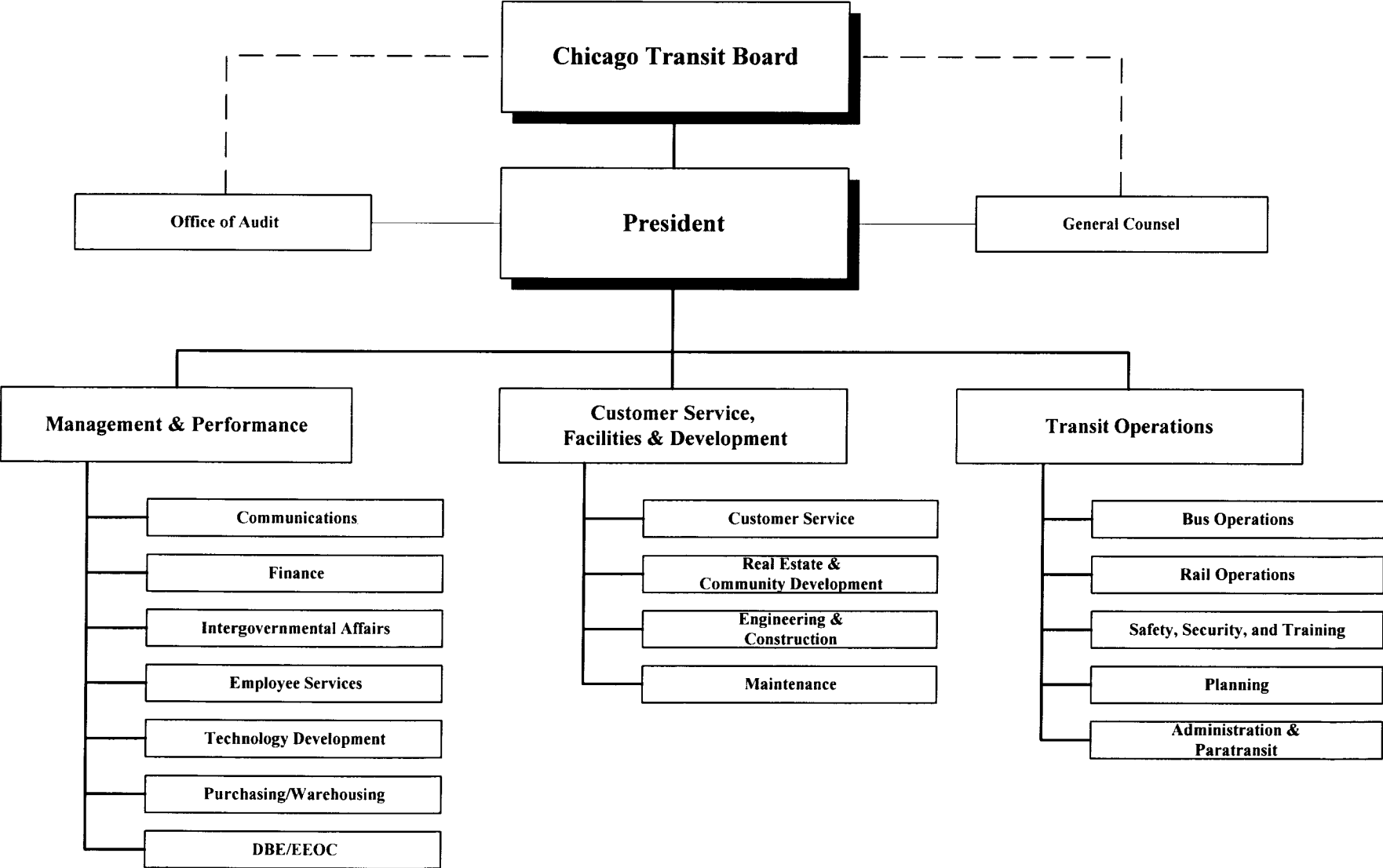
CAPITAL DETAIL

1998 - 2002 Program Detail.....	172
CTA 1998 - 2002 Capital Program	176

INTRODUCTION

**We deliver quality,
affordable transit services
that link people, jobs,
and communities.**

CHICAGO TRANSIT AUTHORITY CHART OF ORGANIZATION



CHICAGO TRANSIT AUTHORITY
1999 BUDGET BY CATEGORY

AREA	0001	TOTAL CTA	1997 ACTUAL	1998 BUDGET	1998 ACTUAL 1 - 5	1998 FORECAST 6 -12	1998 TOTAL	1999 BUDGET
POSITIONS								
FULL TIME PERM			6,117	5,744	-	5,442	5,442	5,758
PART TIME			20	39	-	51	51	37
FULL TIME TEMP			81	76	-	145	145	104
STO POSITIONS			5,987	5,443	-	5,471	5,471	5,403
TOTAL POSITIONS			12,205	11,302	-	11,109	11,109	11,302
HOURS								
OPERATING HOURS			20,975,101	19,645,849	8,322,152	11,482,273	19,804,425	19,872,289
NON-OPERATING HOURS			1,591,526	997,610	384,698	435,946	820,644	955,843
TOTAL HOURS			22,566,627	20,643,459	8,706,850	11,918,219	20,625,069	20,828,132
OPERATING EXPENSE								
LABOR			573,662,464	559,295,997	230,074,565	335,076,231	565,150,796	574,629,703
MATERIAL			50,826,710	60,364,615	25,978,647	41,134,742	67,113,389	59,778,059
FUEL - REVENUE EQUIPMENT			15,103,957	15,251,000	4,438,948	8,615,052	13,054,000	14,187,327
ELECTRIC POWER - REV EQUIPMENT			23,586,629	24,700,000	8,646,869	13,092,131	21,739,000	21,695,056
PROV FOR INJURIES AND DAMAGES			32,100,000	30,000,000	18,500,000	23,500,000	42,000,000	31,000,000
PURCHASE OF SECURITY SERVICES			14,440,579	17,260,000	7,099,253	10,269,747	17,369,000	25,586,028
PURCHASE OF PARATRANSIT SVCS			26,072,496	26,400,000	11,045,776	15,481,463	26,527,239	27,060,000
OTHER:								
UTILITIES			17,513,337	16,610,956	7,997,053	8,166,332	16,163,385	16,596,005
MAINTENANCE & REPAIR			11,475,422	10,079,741	4,537,444	6,072,740	10,610,184	11,944,866
ADVERTISING & PROMOTION			2,507,392	2,039,595	746,231	5,066,395	5,812,626	1,726,939
CONTRACTUAL SERVICES			14,102,779	19,591,830	4,188,915	9,528,189	13,717,104	13,479,092
PROV FOR PASSENGER SECURITY			2,611,050	2,611,050	81,908	2,529,142	2,611,050	2,611,050
LEASES & RENTALS			7,659,147	6,833,600	3,027,620	5,028,330	8,055,950	6,710,806
TRAVEL, TRAINING, SEMINARS & DUES			395,683	448,456	129,701	274,148	403,849	410,339
WARRANTY AND OTHER CREDITS			(17,819,269)	(13,546,000)	(3,047,533)	(11,033,142)	(14,080,675)	(13,919,050)
GENERAL EXPENSES			6,723,860	4,059,372	829,355	2,550,736	3,380,091	2,359,993
TOTAL OPERATING EXPENSE			780,962,236	782,000,212	324,274,752	475,352,236	799,626,988	795,856,213
NON-OPERATING EXPENSE								
LABOR			44,862,244	32,166,445	11,321,167	13,443,844	24,765,011	37,536,976
MATERIAL			9,835,424	13,434,118	2,094,611	20,547,389	22,642,000	56,206,870
OTHER SERVICES			131,431,064	203,008,441	34,375,470	58,217,519	92,592,989	108,074,610
TOTAL NON-OPERATING EXPENSE			186,128,732	248,609,004	47,791,248	92,208,752	140,000,000	201,818,456

PERFORMANCE MEASUREMENTS

In an unprecedented effort to maximize performance improvements, the management team instituted performance agreements that clearly state performance measurements consistent with our mission. These agreements focus on activities and accomplishments that will affect the way the agency performs and are important tools to drive change and maintain the momentum for improvements. They also represent a coordinated strategy for cultivating and implementing changes that will help CTA better accomplish its mission:

We provide quality, affordable transit services that link people, jobs, and communities.

ON-TIME

- Develop and introduce bus stop timetables.
- Implement a new Transportation Scheduling System (TSS) to improve bus and rail scheduling and schedule coordination.
- Test the Bus Service Management System project by installing 250 Mobile Data Terminals on CTA buses at four garages, upgrading communications system by installing Bus Emergency Communication System (BECS) software.
- Increase the number of runs filled, vehicle performance and bus fuel economy by 10 percent.
- Improve reliability by increasing the mean distance between road calls and ensuring adherence to planned maintenance schedules.
- Provide on-time service for Special Services.

CLEAN

- Perform detailed cleaning of each rail station, including a high pressure washing of all surfaces, four times a year.
- Perform deep cleaning on each escalator every six months.
- Clean each elevator shaft quarterly and the top of each car every two months.
- Inspect each escalator at least every six weeks.
- Remove trash from each receptacle a minimum of twice a day.
- Secure and sweep all stations on a daily basis.

PERFORMANCE MEASUREMENTS

- Eliminate all graffiti from rail stations, buses and rail cars within 24 hours.
- Clean each bus turnaround and restock with supplies on a daily basis.
- Expand the use of alternative fuel vehicles in our system.

SAFE

- Enhance security for all CTA properties through increased security presence and surveillance cameras.
- Create a system-wide safety plan to identify, control and eliminate safety hazards.
- Implement a pilot program to address graffiti and window etching on buses, rail cars and terminals.
- Ensure compliance with OSHA guidelines.
- Develop emergency response plans for bus garages, rail terminals and heavy maintenance facilities.
- Improve safe vehicle operation through enhanced operator training.
- Enhance safety by replacing two miles of footwalk along elevated tracks.
- Replace wooden stairs at 10 rail stations and install 10 new bus hoists.
- Track accidents and incidents for bus, rail and other CTA non-revenue vehicles via database.
- Reduce notification time of accidents or incidents for senior management.
- Ensure all CTA computer systems and equipment are Year 2000 compliant.

FRIENDLY

- Decrease the number of customer complaints and increase commendations.
- Improve customer satisfaction by 10 percent.
- Respond to escalator and elevator failures within two hours.
- Reduce the Automatic Fare Collection (AFC) response time to an average of one hour or less for rail equipment repair.
- Install credit/debit features on all fare media instruments.
- Expand community outreach and marketing efforts, including the introduction of “Magic Bus”.

PERFORMANCE MEASUREMENTS

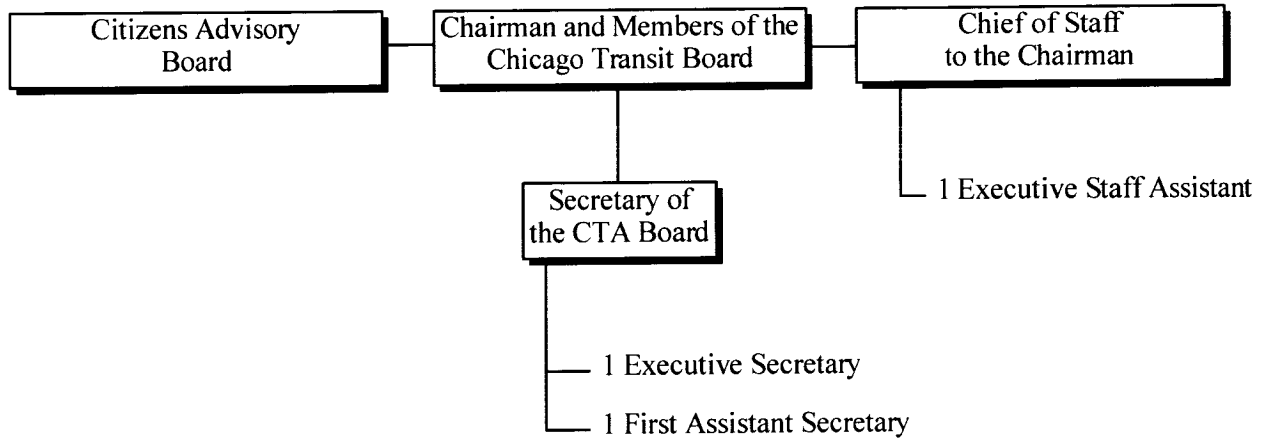
- Monitor current trends and likely future shifts in customer markets: size, location, travel habits, preferences, and attitudes.
- Enhance relationships with the tourism industry to promote Visitor Pass sales.
- Enhance the ride quality of our rail system by upgrading track and rail structure conditions.
- Develop and maintain contact with customer focus groups.
- Increase organizational responsiveness by integrating customer concerns into all department functions.
- Increase community input and accessibility of services for our disabled customers.
- Implement Welfare-to-Work *Opportunity Pass* and van pool programs.
- Enhance relationship with Metra and Pace to provide a more coordinated transit network.
- Benchmark individual CTA activities against other transit agencies and communicate peer results and innovative ideas to management.
- Revise service standards for fixed route bus and rail service that better match service levels to demand and outline a procedure for new services.
- Develop service plans and designs for alternative CTA transit services.
- Redesign CTA's web site to achieve a 10% increase in "hits" by enhancing the information and services that are part of the agency's homepage.

DEPARTMENT DETAIL

RELIABLE

We will be dependable for
Our customer and
fellow
employees,
and will maintain the
highest standards of trust.

AUTHORITY GOVERNANCE

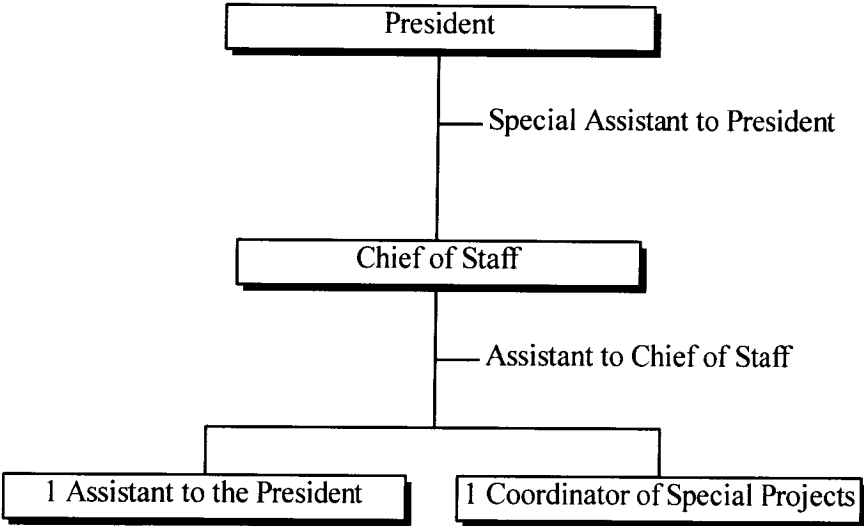


12 Total Positions

CHICAGO TRANSIT AUTHORITY
1999 BUDGET BY CATEGORY

AREA	0002	CTA BOARD	ROLLS UP TO AREA 0001				1999 BUDGET
			1997 ACTUAL	1998 BUDGET	1998 ACTUAL 1 - 5	1998 FORECAST 6 -12	
POSITIONS							
FULL TIME PERM			5	5	-	5	5
PART TIME			7	7	-	7	7
FULL TIME TEMP			-	-	-	-	-
STO POSITIONS			-	-	-	-	-
TOTAL POSITIONS			12	12	-	12	12
HOURS							
OPERATING HOURS			20,356	23,840	8,860	13,668	23,553
NON-OPERATING HOURS			-	-	-	-	-
TOTAL HOURS			20,356	23,840	8,860	13,668	23,553
OPERATING EXPENSE							
LABOR			602,828	702,449	273,613	387,480	661,093
MATERIAL			56,683	3,858	1,358	1,702	3,060
FUEL - REVENUE EQUIPMENT			-	-	-	-	-
ELECTRIC POWER - REV EQUIPMENT			-	-	-	-	-
PROV FOR INJURIES AND DAMAGES			-	-	-	-	-
PURCHASE OF SECURITY SERVICES			-	-	-	-	-
PURCHASE OF PARATRANSIT SVCS			-	-	-	-	-
OTHER:							
UTILITIES			-	-	-	-	-
MAINTENANCE & REPAIR			57	-	-	50	50
ADVERTISING & PROMOTION			9,429	39	50	-	50
CONTRACTUAL SERVICES			29,052	100,124	399	399	798
PROV FOR PASSENGER SECURITY			-	-	-	-	-
LEASES & RENTALS			173	-	-	-	-
TRAVEL, TRAINING, SEMINARS & DUES			8,107	15,000	2,577	10,000	13,000
WARRANTY AND OTHER CREDITS			-	-	-	-	-
GENERAL EXPENSES			12,522	16,888	2,999	5,058	8,057
TOTAL OPERATING EXPENSE			718,851	838,358	280,996	404,689	685,685
NON-OPERATING EXPENSE							
LABOR			-	-	-	-	-
MATERIAL			-	-	-	-	-
OTHER SERVICES			-	-	-	-	-
TOTAL NON-OPERATING EXPENSE			-	-	-	-	-

OFFICE OF THE PRESIDENT



6 Total Positions

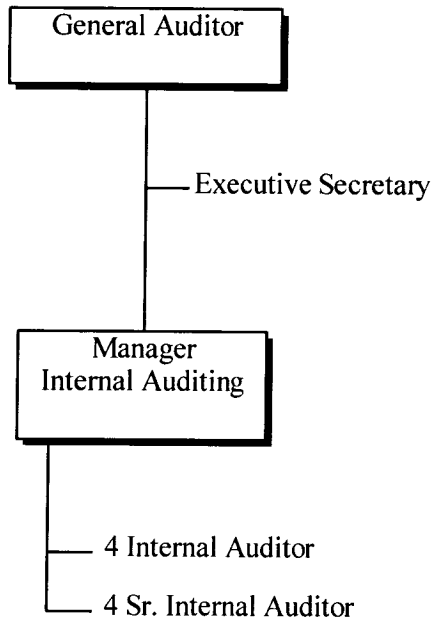
CHICAGO TRANSIT AUTHORITY
1999 BUDGET BY CATEGORY

AREA 0012 OFFICE OF THE PRESIDENT

ROLLS UP TO AREA 0001

	1997 ACTUAL	1998 BUDGET	1998 ACTUAL 1 - 5	1998 FORECAST 6 -12	1998 TOTAL	1999 BUDGET
<u>POSITIONS</u>						
FULL TIME PERM	6	7	-	9	9	6
PART TIME	-	-	-	-	-	-
FULL TIME TEMP	-	-	-	-	-	-
STO POSITIONS	-	-	-	-	-	-
TOTAL POSITIONS	6	7	-	9	9	6
<u>HOURS</u>						
OPERATING HOURS	12,947	12,992	5,140	9,703	14,843	11,120
NON-OPERATING HOURS	-	-	-	-	-	-
TOTAL HOURS	12,947	12,992	5,140	9,703	14,843	11,120
<u>OPERATING EXPENSE</u>						
LABOR	691,784	719,211	288,956	476,498	765,454	677,796
MATERIAL	6,925	5,311	843	3,598	4,441	4,622
FUEL - REVENUE EQUIPMENT	-	-	-	-	-	-
ELECTRIC POWER - REV EQUIPMENT	-	-	-	-	-	-
PROV FOR INJURIES AND DAMAGES	-	-	-	-	-	-
PURCHASE OF SECURITY SERVICES	-	-	-	-	-	-
PURCHASE OF PARATRANSIT SVCS	-	-	-	-	-	-
OTHER:						
UTILITIES	-	-	-	-	-	-
MAINTENANCE & REPAIR	-	-	-	-	-	-
ADVERTISING & PROMOTION	333	-	-	-	-	-
CONTRACTUAL SERVICES	221,043	100,000	533	99,467	100,000	100,000
PROV FOR PASSENGER SECURITY	-	-	-	-	-	-
LEASES & RENTALS	570	-	-	-	-	-
TRAVEL, TRAINING, SEMINARS & DUES	5,545	10,269	4,050	4,269	8,319	10,300
WARRANTY AND OTHER CREDITS	-	-	-	-	-	-
GENERAL EXPENSES	20,753	10,743	3,444	7,349	10,793	7,788
TOTAL OPERATING EXPENSE	946,953	845,534	297,826	591,181	889,007	800,506
<u>NON-OPERATING EXPENSE</u>						
LABOR	-	-	-	-	-	-
MATERIAL	-	-	-	-	-	-
OTHER SERVICES	-	-	7,470	-	7,470	-
TOTAL NON-OPERATING EXPENSE	-	-	7,470	-	7,470	-

OFFICE OF AUDIT



11 Total Positions

CHICAGO TRANSIT AUTHORITY
1999 BUDGET BY CATEGORY

AREA 0826 OFFICE OF AUDIT

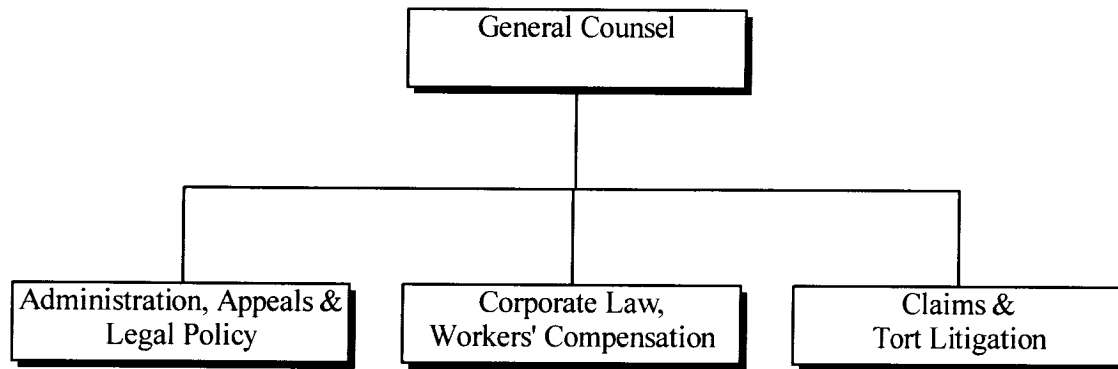
ROLLS UP TO AREA 0001

	1997 ACTUAL	1998 BUDGET	1998 ACTUAL 1 - 5	1998 FORECAST 6 - 12	1998 TOTAL	1999 BUDGET
POSITIONS						
FULL TIME PERM	9	9	-	8	8	9
PART TIME	-	-	-	-	-	-
FULL TIME TEMP	3	2	-	1	1	2
STO POSITIONS	-	-	-	-	-	-
TOTAL POSITIONS	12	11	-	9	9	11
HOURS						
OPERATING HOURS	17,291	20,864	6,048	9,673	15,721	20,641
NON-OPERATING HOURS	1,611	-	(516)	-	(516)	-
TOTAL HOURS	18,902	20,864	5,532	9,673	15,205	20,641
OPERATING EXPENSE						
LABOR	538,502	679,634	207,459	317,653	525,112	658,670
MATERIAL	2,349	4,799	242	1,308	1,550	4,098
FUEL - REVENUE EQUIPMENT	-	-	-	-	-	-
ELECTRIC POWER - REV EQUIPMENT	-	-	-	-	-	-
PROV FOR INJURIES AND DAMAGES	-	-	-	-	-	-
PURCHASE OF SECURITY SERVICES	-	-	-	-	-	-
PURCHASE OF PARATRANSIT SVCS	-	-	-	-	-	-
OTHER:						
UTILITIES	-	-	-	-	-	-
MAINTENANCE & REPAIR	-	-	-	-	-	-
ADVERTISING & PROMOTION	-	-	-	-	-	-
CONTRACTUAL SERVICES	-	40,000	-	20,000	20,000	20,000
PROV FOR PASSENGER SECURITY	-	-	-	-	-	-
LEASES & RENTALS	-	-	-	-	-	-
TRAVEL, TRAINING, SEMINARS & DUES	6,055	7,500	-	6,000	6,000	6,677
WARRANTY AND OTHER CREDITS	-	-	-	-	-	-
GENERAL EXPENSES	637	5,498	135	1,348	1,483	3,222
TOTAL OPERATING EXPENSE	547,543	737,431	207,836	346,309	554,145	692,667
NON-OPERATING EXPENSE						
LABOR	46,880	-	(13,582)	-	(13,582)	-
MATERIAL	-	-	-	-	-	-
OTHER SERVICES	225,377	-	3,762	-	3,762	-
TOTAL NON-OPERATING EXPENSE	272,257	-	(9,820)	-	(9,820)	-

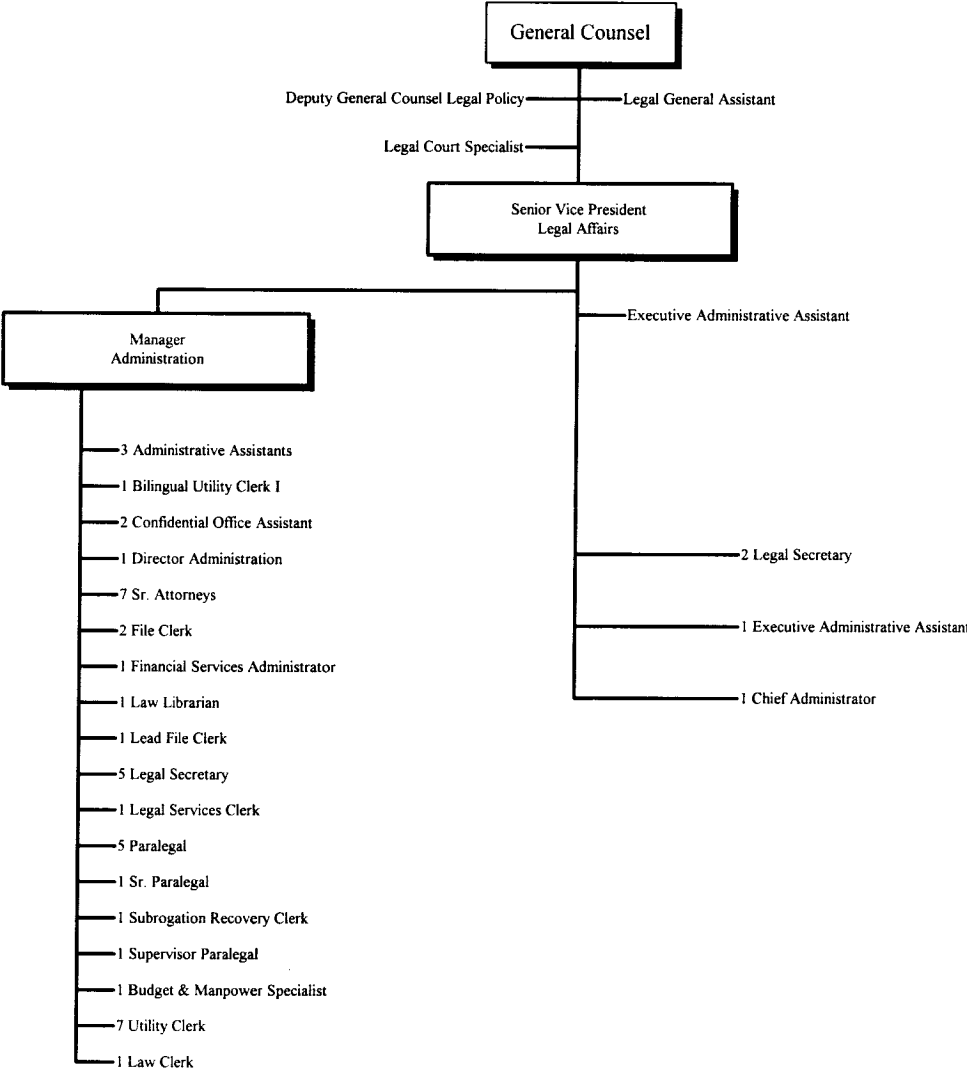
RESULTS-ORIENTED

We will focus on getting
the job done and will
derive
personal
satisfaction from
the service we provide.

GENERAL COUNSEL

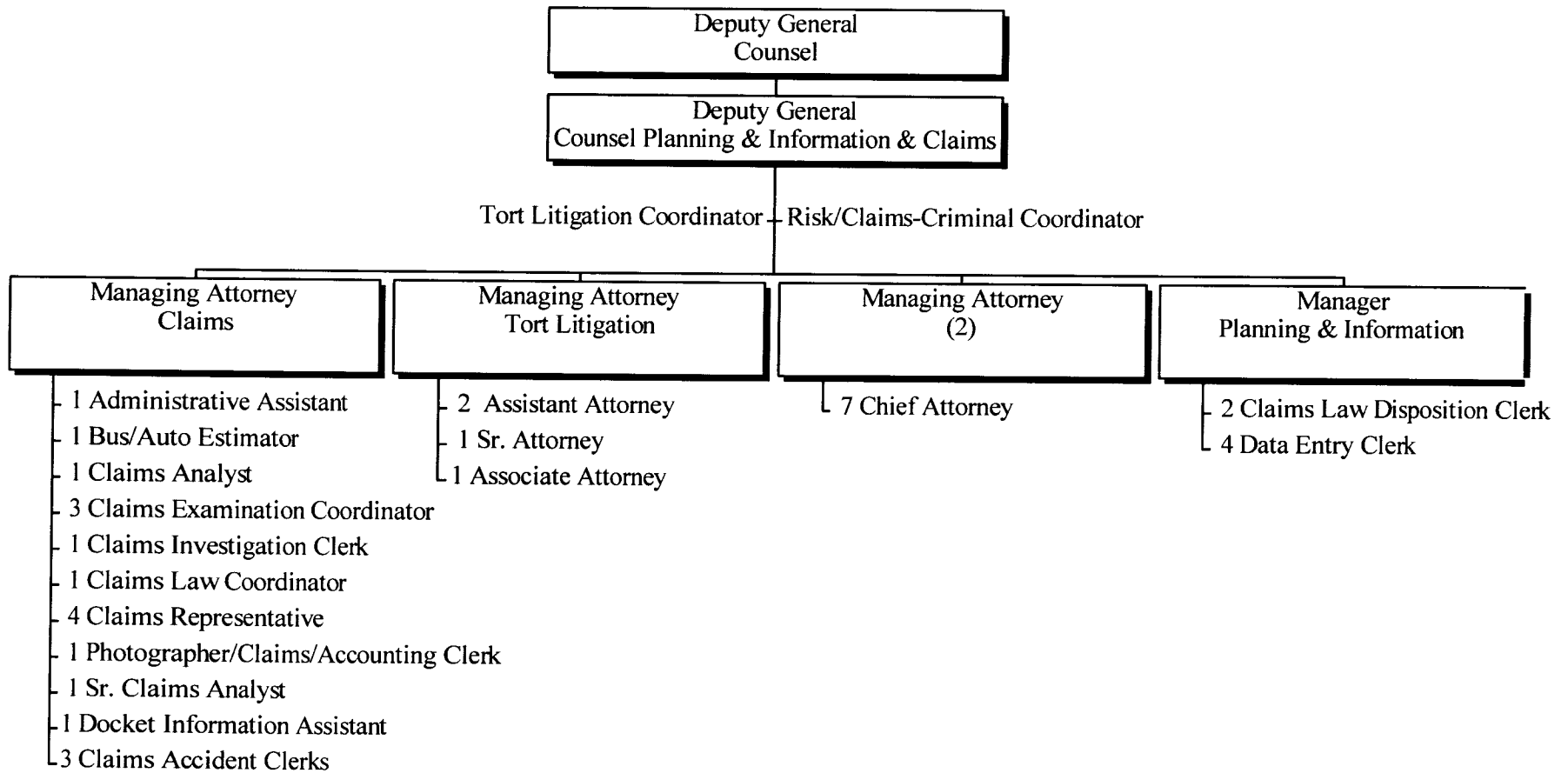


GENERAL COUNSEL ADMINISTRATION, APPEALS & LEGAL POLICY



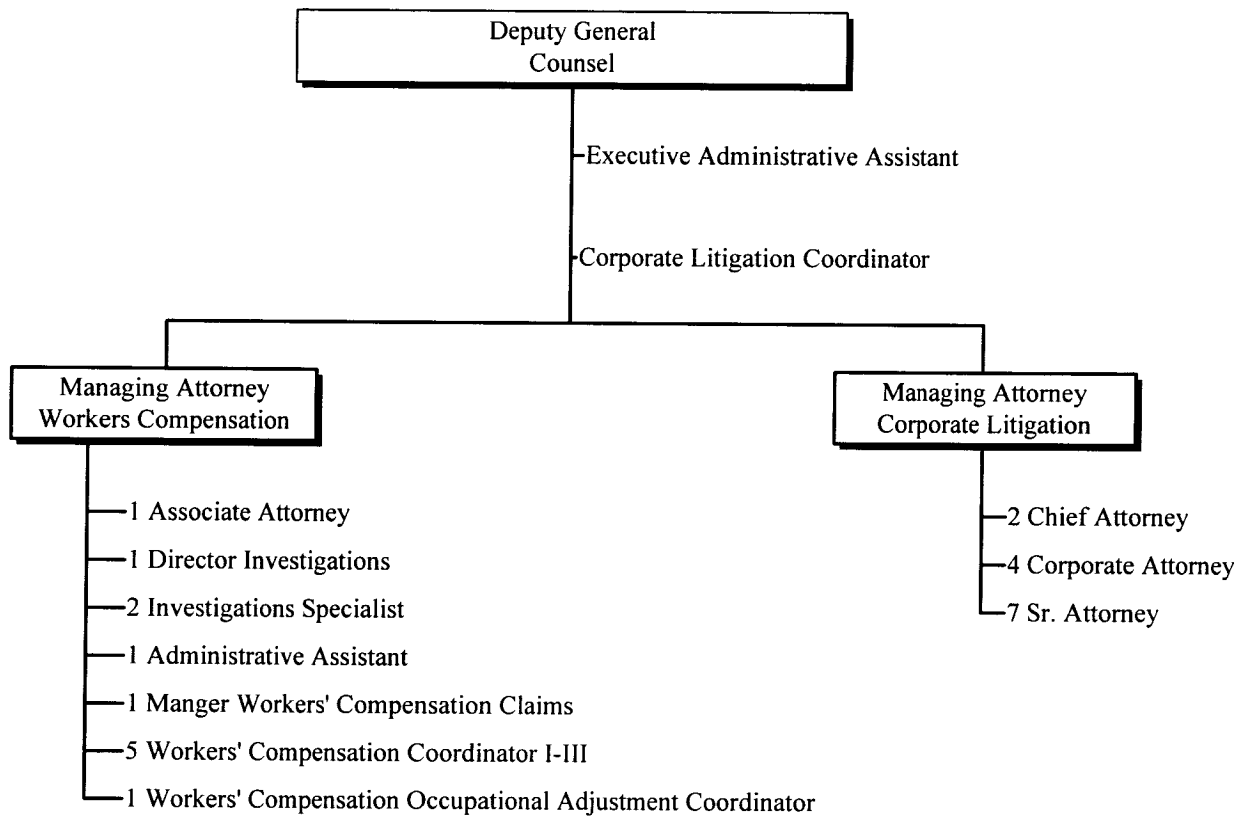
53 Positions

GENERAL COUNSEL CLAIMS & TORT LITIGATION



42 Total Positions

GENERAL COUNSEL CORPORATE LAW, WORKERS COMPENSATION



32 Positions

CHICAGO TRANSIT AUTHORITY
1999 BUDGET BY CATEGORY

AREA	0015	GENERAL COUNSEL	ROLLS UP TO AREA 0001				1999 BUDGET	
			1997 ACTUAL	1998 BUDGET	1998 ACTUAL 1 - 5	1998 FORECAST 6 -12		1998 TOTAL
POSITIONS								
FULL TIME PERM			111	119	-	102	102	126
PART TIME			-	-	-	-	-	-
FULL TIME TEMP			-	-	-	1	1	1
STO POSITIONS			-	-	-	-	-	-
TOTAL POSITIONS			111	119	-	103	103	127
HOURS								
OPERATING HOURS			199,280	220,864	73,764	109,138	182,902	244,208
NON-OPERATING HOURS			55,599	-	24,584	-	24,584	-
TOTAL HOURS			254,879	220,864	98,348	109,138	207,486	244,208
OPERATING EXPENSE								
LABOR			6,469,305	7,413,817	2,357,408	3,622,729	5,980,137	8,413,098
MATERIAL			41,669	52,504	33,366	(667)	32,699	45,903
FUEL - REVENUE EQUIPMENT			-	-	-	-	-	-
ELECTRIC POWER - REV EQUIPMENT			-	-	-	-	-	-
PROV FOR INJURIES AND DAMAGES			-	-	-	-	-	-
PURCHASE OF SECURITY SERVICES			-	-	-	-	-	28
PURCHASE OF PARATRANSIT SVCS			-	-	-	-	-	-
OTHER:								
UTILITIES			-	-	30	-	30	-
MAINTENANCE & REPAIR			-	-	-	-	-	-
ADVERTISING & PROMOTION			-	-	-	-	-	-
CONTRACTUAL SERVICES			4,754,759	4,259,795	1,804,313	2,161,618	3,965,931	4,166,906
PROV FOR PASSENGER SECURITY			-	-	-	-	-	-
LEASES & RENTALS			38,517	1,996	-	298	298	-
TRAVEL, TRAINING, SEMINARS & DUES			12,321	23,533	1,250	3,361	4,611	19,355
WARRANTY AND OTHER CREDITS			-	-	-	-	-	-
GENERAL EXPENSES			78,008	70,591	31,006	32,061	63,067	62,927
TOTAL OPERATING EXPENSE			11,394,579	11,822,236	4,227,373	5,819,400	10,046,773	12,708,217
NON-OPERATING EXPENSE								
LABOR			22,559	-	(9,921)	-	(9,921)	-
MATERIAL			-	-	-	-	-	-
OTHER SERVICES			3,236	-	-	-	-	-
TOTAL NON-OPERATING EXPENSE			25,795	-	(9,921)	-	(9,921)	-

TRANSIT OPERATIONS

The Transit Operations Division is responsible for the service the Chicago Transit Authority provides to the community. The Transit Operations Division controls all buses, trains, and paratransit services.

BUS OPERATIONS

BUS GARAGES

Provide bus service to our customers that consistently meets or exceeds the Authority's goals of providing on time, clean, safe, and friendly service.

BUS HEAVY MAINTENANCE

Support bus service by providing bus and component repair and rebuild services. Maximize safety, reliability, and aesthetic appeal of the bus fleet.

ENGINEERING & TECHNICAL SERVICE - BUS

Provide engineering and technical support to improve the safety, reliability, and aesthetic appeal of the current bus fleet. Provide technical support for the acquisition of rolling stock required. Improve quality for all phases of Bus Operations.

RAIL OPERATIONS

RAIL TERMINALS

Provide rapid transit service to our customers that consistently meet or exceed the Authority's goals of providing on-time, clean, safe and friendly transportation.

RAIL HEAVY MAINTENANCE

Support CTA's rapid transit service by providing rail car and component repair and rebuild services. Maximize the safety, reliability, and aesthetic appeal of the rapid transit fleet.

ENGINEERING & TECHNICAL SERVICE - RAIL

Provide engineering and technical support to improve the safety, reliability and aesthetic appeal of the rail fleet. Provide technical support and quality inspection of rail car rehabilitation program. Improve the quality for all phases of Rail Operations.

SAFETY, SECURITY, AND TRAINING

SECURITY SERVICES

Increase and enhance security to assure a safe riding environment for our customers. Reduce criminal incidents committed on the bus and rail systems and minimize those incidents in, or around CTA facilities.

SYSTEM SAFETY & ENVIRONMENTAL AFFAIRS

Identify and resolve safety and environmental hazards to ensure the highest degree of safety for CTA riders, employees and the general public.

COMMUNICATION POWER/CONTROL

Modernize communication and power control functions to establish a service communications network that will integrate all service and security-related communications.

TRAINING & INSTRUCTION

Develop, instruct, and oversee administration of all training programs and activities required to properly prepare operators, supervisory, maintenance and craft employees to perform their jobs.

PLANNING

PLANNING

Assist other agencies and communities with traffic planning, engineering studies, and alternative transportation solutions. Design, prepare and revise service schedules for the Authority. Compile traffic surveys based on periodic inspections.

ADMINISTRATION & PARATRANSIT

OPERATIONS SUPPORT SERVICES

Provide administrative support to the Transit Operations Departments.

PARATRANSIT OPERATIONS

Administer door-to-door service for people with disabilities. Monitor the implementation of transportation provisions covered under the Americans with Disabilities Act (ADA) and Section 504 of the Rehabilitation Act.

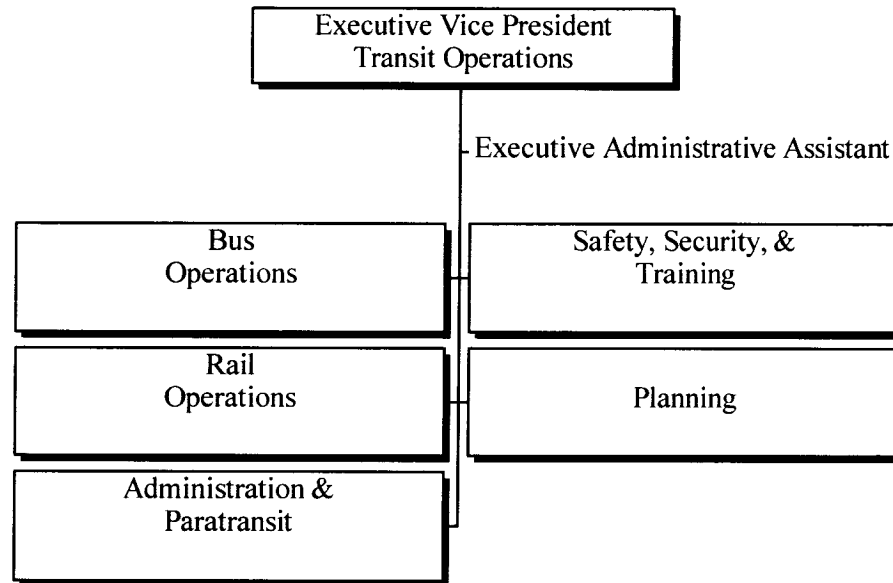
INNOVATIVE

We will seek out and encourage
employees who
initiate
change
improvement, learning
and advancement of our goals.

CHICAGO TRANSIT AUTHORITY
1999 BUDGET BY CATEGORY

AREA	0100	TRANSIT OPERATIONS	ROLLS UP TO AREA 0001				1999 BUDGET	
			1997 ACTUAL	1998 BUDGET	1998 ACTUAL 1 - 5	1998 FORECAST 6 -12		1998 TOTAL
POSITIONS								
FULL TIME PERM			3,511	3,250	-	3,079	3,079	3,245
PART TIME			2	23	-	26	26	21
FULL TIME TEMP			-	-	-	25	25	19
STO POSITIONS			5,987	5,443	-	5,471	5,471	5,403
TOTAL POSITIONS			9,500	8,716	-	8,601	8,601	8,688
HOURS								
OPERATING HOURS			17,080,960	15,875,056	6,702,798	9,299,471	16,002,269	15,942,289
NON-OPERATING HOURS			703,617	354,812	103,568	166,884	270,452	334,274
TOTAL HOURS			17,784,577	16,229,868	6,806,366	9,466,355	16,272,721	16,276,563
OPERATING EXPENSE								
LABOR			456,189,869	440,128,671	181,478,922	252,744,606	434,223,528	447,104,387
MATERIAL			44,286,028	42,658,185	20,940,042	27,087,796	48,027,838	45,045,575
FUEL - REVENUE EQUIPMENT			15,103,957	15,251,189	4,438,948	8,192,290	12,631,238	14,187,327
ELECTRIC POWER - REV EQUIPMENT			-	-	-	-	-	-
PROV FOR INJURIES AND DAMAGES			-	-	-	-	-	-
PURCHASE OF SECURITY SERVICES			14,277,845	17,000,000	6,983,074	10,000,000	16,983,074	25,000,000
PURCHASE OF PARATRANSIT SVCS			26,072,496	26,400,000	11,045,776	15,481,463	26,527,239	27,060,000
OTHER:								
UTILITIES			28,101	10,000	4,520	19,469	23,989	15,238
MAINTENANCE & REPAIR			2,485,245	689,022	193,653	429,950	623,603	545,534
ADVERTISING & PROMOTION			81,784	12,386	15,306	5,501	20,807	6,780
CONTRACTUAL SERVICES			196,968	271,322	109,349	211,866	321,215	448,092
PROV FOR PASSENGER SECURITY			-	-	-	-	-	-
LEASES & RENTALS			521,481	531,769	318,130	408,574	726,704	518,303
TRAVEL, TRAINING, SEMINARS & DUES			137,531	90,238	73,879	54,082	127,961	130,082
WARRANTY AND OTHER CREDITS			(354,065)	(470,459)	(3,644)	(4,000)	(7,644)	(208,000)
GENERAL EXPENSES			433,592	274,528	78,777	205,896	284,673	291,811
TOTAL OPERATING EXPENSE			559,460,832	542,846,851	225,676,732	314,837,493	540,514,225	560,145,129
NON-OPERATING EXPENSE								
LABOR			20,302,680	10,634,558	3,020,141	5,036,295	8,056,436	10,485,143
MATERIAL			8,218,487	10,642,474	1,740,328	10,044,977	11,785,305	11,710,342
OTHER SERVICES			6,577,706	3,283,766	5,847,594	3,283,763	9,131,357	4,827,766
TOTAL NON-OPERATING EXPENSE			35,098,873	24,560,798	10,608,063	18,365,035	28,973,098	27,023,251

TRANSIT OPERATIONS EXECUTIVE VICE PRESIDENT



2 Total Positions

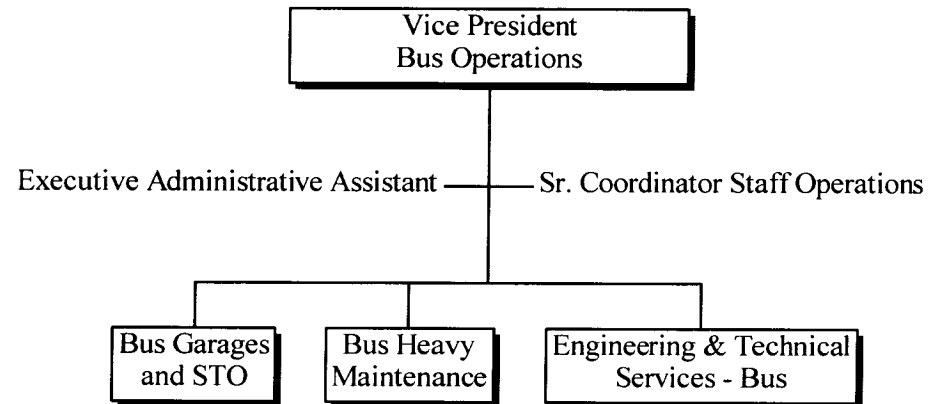
CHICAGO TRANSIT AUTHORITY
1999 BUDGET BY CATEGORY

AREA	0101	TRANSIT OPERATIONS EXECUTIVE VP	ROLLS UP TO AREA 0100				1999 BUDGET
			1997 ACTUAL	1998 BUDGET	1998 ACTUAL 1 - 5	1998 FORECAST 6 -12	
<u>POSITIONS</u>							
FULL TIME PERM			2	2	-	2	2
PART TIME			-	-	-	-	-
FULL TIME TEMP			-	-	-	-	-
STO POSITIONS			-	-	-	-	-
TOTAL POSITIONS			2	2	-	2	2
<u>HOURS</u>							
OPERATING HOURS			2,952	3,712	752	2,118	3,639
NON-OPERATING HOURS			-	-	-	-	-
TOTAL HOURS			2,952	3,712	752	2,118	3,639
<u>OPERATING EXPENSE</u>							
LABOR			141,954	208,962	57,038	115,604	203,975
MATERIAL			35	-	-	-	1,730
FUEL - REVENUE EQUIPMENT			-	-	-	-	-
ELECTRIC POWER - REV EQUIPMENT			-	-	-	-	-
PROV FOR INJURIES AND DAMAGES			-	-	-	-	-
PURCHASE OF SECURITY SERVICES			-	-	-	-	-
PURCHASE OF PARATRANSIT SVCS			-	-	-	-	-
OTHER:							
UTILITIES			-	-	-	-	-
MAINTENANCE & REPAIR			-	-	-	-	-
ADVERTISING & PROMOTION			-	-	-	-	-
CONTRACTUAL SERVICES			-	-	-	-	-
PROV FOR PASSENGER SECURITY			-	-	-	-	-
LEASES & RENTALS			-	-	-	-	-
TRAVEL, TRAINING, SEMINARS & DUES			3,751	-	-	2,000	13,500
WARRANTY AND OTHER CREDITS			-	-	-	-	-
GENERAL EXPENSES			175,458	-	933	1,000	101,400
TOTAL OPERATING EXPENSE			321,198	208,962	57,971	118,604	320,605
<u>NON-OPERATING EXPENSE</u>							
LABOR			-	-	-	-	-
MATERIAL			-	-	-	-	-
OTHER SERVICES			-	-	-	-	-
TOTAL NON-OPERATING EXPENSE			-	-	-	-	-

CHICAGO TRANSIT AUTHORITY
1999 BUDGET BY CATEGORY

AREA	0900	BUS OPERATIONS	ROLLS UP TO AREA 0100				1999 BUDGET	
			1997 ACTUAL	1998 BUDGET	1998 ACTUAL 1 - 5	1998 FORECAST 6 -12		1998 TOTAL
<u>POSITIONS</u>								
FULL TIME PERM			1,983	1,831	-	1,745	1,745	1,827
PART TIME			2	2	-	-	-	-
FULL TIME TEMP			-	-	-	3	3	2
STO POSITIONS			4,227	4,008	-	4,046	4,046	4,006
TOTAL POSITIONS			6,212	5,841	-	5,794	5,794	5,835
<u>HOURS</u>								
OPERATING HOURS			11,126,621	10,662,382	4,460,421	6,202,499	10,662,920	10,740,973
NON-OPERATING HOURS			335,258	203,672	28,214	82,016	110,230	182,138
TOTAL HOURS			11,461,879	10,866,054	4,488,635	6,284,515	10,773,150	10,923,111
<u>OPERATING EXPENSE</u>								
LABOR			294,096,444	291,266,913	118,506,533	168,202,175	286,708,708	297,336,906
MATERIAL			30,969,281	29,740,231	13,842,906	17,488,614	31,331,520	29,342,752
FUEL - REVENUE EQUIPMENT			15,103,957	15,251,189	4,438,948	8,192,290	12,631,238	14,187,327
ELECTRIC POWER - REV EQUIPMENT			-	-	-	-	-	-
PROV FOR INJURIES AND DAMAGES			-	-	-	-	-	-
PURCHASE OF SECURITY SERVICES			-	-	-	-	-	-
PURCHASE OF PARATRANSIT SVCS			-	-	-	-	-	-
OTHER:								
UTILITIES			26,945	-	4,520	9,469	13,989	9,804
MAINTENANCE & REPAIR			2,223,642	416,316	152,260	203,980	356,240	374,441
ADVERTISING & PROMOTION			1,841	1,675	15,306	501	15,807	1,780
CONTRACTUAL SERVICES			65,227	137,705	31,029	75,757	106,786	121,697
PROV FOR PASSENGER SECURITY			-	-	-	-	-	-
LEASES & RENTALS			109,580	115,577	108,852	58,684	167,536	100,927
TRAVEL, TRAINING, SEMINARS & DUES			15,979	11,071	4,429	5,662	10,091	13,841
WARRANTY AND OTHER CREDITS			(329,728)	(450,000)	(160)	-	(160)	(204,000)
GENERAL EXPENSES			86,711	50,633	20,199	36,806	57,005	66,620
TOTAL OPERATING EXPENSE			342,369,879	336,541,310	137,124,822	194,273,938	331,398,760	341,352,095
<u>NON-OPERATING EXPENSE</u>								
LABOR			10,261,887	6,015,315	839,507	2,460,509	3,300,016	5,663,090
MATERIAL			2,989,832	5,406,224	(1,061)	4,808,732	4,807,671	5,782,092
OTHER SERVICES			2,447,717	-	599,961	-	599,961	-
TOTAL NON-OPERATING EXPENSE			15,699,436	11,421,539	1,438,407	7,269,241	8,707,648	11,445,182

TRANSIT OPERATIONS
BUS OPERATIONS
VICE PRESIDENT

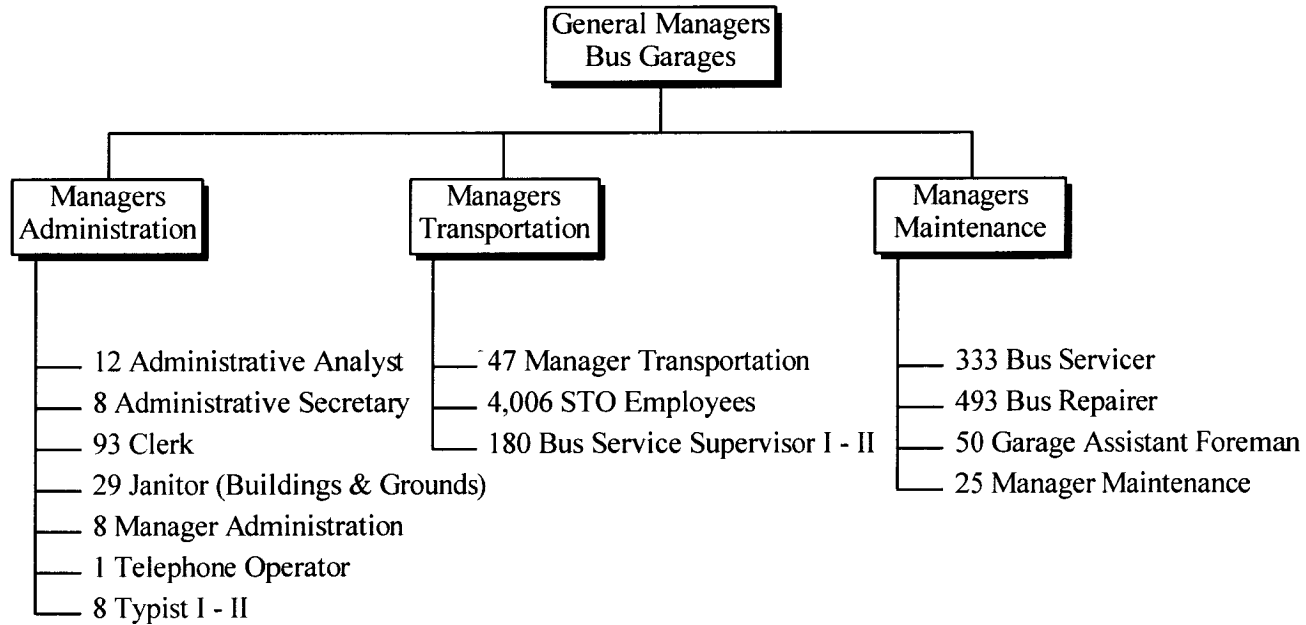


3 Total Positions

CHICAGO TRANSIT AUTHORITY
1999 BUDGET BY CATEGORY

AREA	0901	BUS OPERATIONS VP	ROLLS UP TO AREA 0900					
			1997 ACTUAL	1998 BUDGET	1998 ACTUAL 1 - 5	1998 FORECAST 6 -12	1998 TOTAL	1999 BUDGET
<u>POSITIONS</u>								
FULL TIME PERM			3	14	-	2	2	3
PART TIME			-	-	-	-	-	-
FULL TIME TEMP			-	-	-	-	-	-
STO POSITIONS			-	-	-	-	-	-
TOTAL POSITIONS			3	14	-	2	2	3
<u>HOURS</u>								
OPERATING HOURS			5,789	25,984	1,816	1,978	3,794	5,359
NON-OPERATING HOURS			-	-	-	-	-	-
TOTAL HOURS			5,789	25,984	1,816	1,978	3,794	5,359
<u>OPERATING EXPENSE</u>								
LABOR			266,480	869,412	64,515	71,063	135,578	258,847
MATERIAL			2,157	1,997	1,450	2,109	3,559	2,135
FUEL - REVENUE EQUIPMENT			-	-	-	-	-	-
ELECTRIC POWER - REV EQUIPMENT			-	-	-	-	-	-
PROV FOR INJURIES AND DAMAGES			-	-	-	-	-	-
PURCHASE OF SECURITY SERVICES			-	-	-	-	-	-
PURCHASE OF PARATRANSIT SVCS			-	-	-	-	-	-
OTHER:								
UTILITIES			-	-	-	-	-	-
MAINTENANCE & REPAIR			-	-	-	-	-	-
ADVERTISING & PROMOTION			-	-	14,168	-	14,168	-
CONTRACTUAL SERVICES			-	-	-	-	-	-
PROV FOR PASSENGER SECURITY			-	-	-	-	-	-
LEASES & RENTALS			75,160	74,799	100,820	43,584	144,404	74,799
TRAVEL, TRAINING, SEMINARS & DUES			7,234	5,418	1,230	3,042	4,272	6,919
WARRANTY AND OTHER CREDITS			-	-	-	-	-	(4,000)
GENERAL EXPENSES			973	2,000	308	321	629	1,812
TOTAL OPERATING EXPENSE			352,004	953,626	182,491	120,119	302,610	340,512
<u>NON-OPERATING EXPENSE</u>								
LABOR			-	-	-	-	-	-
MATERIAL			-	-	-	-	-	-
OTHER SERVICES			-	-	-	-	-	-
TOTAL NON-OPERATING EXPENSE			-	-	-	-	-	-

TRANSIT OPERATIONS
BUS OPERATIONS
BUS GARAGES



5,301 Total Positions

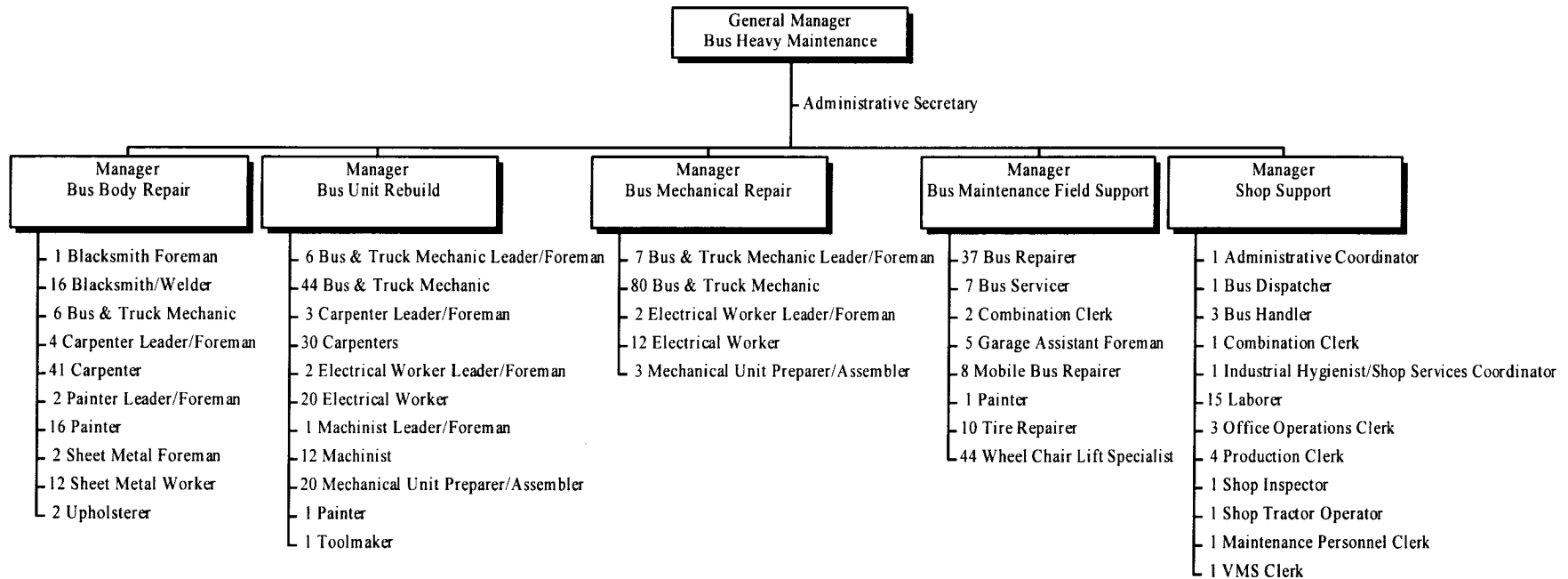
CHICAGO TRANSIT AUTHORITY
1999 BUDGET BY CATEGORY

AREA	0140	BUS GARAGES	ROLLS UP TO AREA 0900				1999 BUDGET	
			1997 ACTUAL	1998 BUDGET	1998 ACTUAL 1 - 5	1998 FORECAST 6 -12		1998 TOTAL
POSITIONS								
FULL TIME PERM			1,403	1,288	-	1,243	1,243	1,295
PART TIME			2	2	-	-	-	-
FULL TIME TEMP			-	-	-	-	-	-
STO POSITIONS			-	-	-	-	-	-
TOTAL POSITIONS			1,405	1,290	-	1,243	1,243	1,295
HOURS								
OPERATING HOURS			2,530,327	2,426,407	977,504	1,371,504	2,349,008	2,428,852
NON-OPERATING HOURS			24,762	-	-	-	-	-
TOTAL HOURS			2,555,089	2,426,407	977,504	1,371,504	2,349,008	2,428,852
OPERATING EXPENSE								
LABOR			70,025,821	70,433,983	27,382,902	39,019,721	66,402,623	70,388,243
MATERIAL			21,132,637	23,145,250	9,770,719	11,658,018	21,428,737	21,198,384
FUEL - REVENUE EQUIPMENT			15,103,957	15,251,189	4,438,948	8,192,290	12,631,238	14,187,327
ELECTRIC POWER - REV EQUIPMENT			-	-	-	-	-	-
PROV FOR INJURIES AND DAMAGES			-	-	-	-	-	-
PURCHASE OF SECURITY SERVICES			-	-	-	-	-	-
PURCHASE OF PARATRANSIT SVCS			-	-	-	-	-	-
OTHER:								
UTILITIES			8,333	-	1,507	1,507	3,014	3,600
MAINTENANCE & REPAIR			92,999	149,642	45,298	50,091	95,389	110,000
ADVERTISING & PROMOTION			1,841	1,675	416	501	917	1,780
CONTRACTUAL SERVICES			59,062	86,916	30,256	45,932	76,188	92,172
PROV FOR PASSENGER SECURITY			-	-	-	-	-	-
LEASES & RENTALS			20,587	20,947	6,612	13,388	20,000	20,000
TRAVEL, TRAINING, SEMINARS & DUES			1,050	2,000	81	545	626	3,870
WARRANTY AND OTHER CREDITS			-	-	-	-	-	-
GENERAL EXPENSES			7,161	7,532	1,972	5,827	7,799	7,581
TOTAL OPERATING EXPENSE			106,453,448	109,099,134	41,678,711	58,987,820	100,666,531	106,012,957
NON-OPERATING EXPENSE								
LABOR			1,515,003	-	(5,633)	5,633	-	-
MATERIAL			2,614,233	-	(36)	35	(1)	-
OTHER SERVICES			312,095	-	1,344	-	1,344	-
TOTAL NON-OPERATING EXPENSE			4,441,331	-	(4,325)	5,668	1,343	-

CHICAGO TRANSIT AUTHORITY
1999 BUDGET BY CATEGORY

AREA	0151	BUS STO	ROLLS UP TO AREA 0900				
	1997	1998	1998	1998	1998	1999	
	ACTUAL	BUDGET	ACTUAL 1 - 5	FORECAST 6 -12	TOTAL	BUDGET	
<u>POSITIONS</u>							
FULL TIME PERM	-	-	-	-	-	-	
PART TIME	-	-	-	-	-	-	
FULL TIME TEMP	-	-	-	-	-	-	
STO POSITIONS	4,227	4,008	-	4,046	4,046	4,006	
TOTAL POSITIONS	4,227	4,008	-	4,046	4,046	4,006	
<u>HOURS</u>							
OPERATING HOURS	7,904,801	7,439,242	3,119,034	4,378,056	7,497,090	7,505,734	
NON-OPERATING HOURS	-	-	-	-	-	-	
TOTAL HOURS	7,904,801	7,439,242	3,119,034	4,378,056	7,497,090	7,505,734	
<u>OPERATING EXPENSE</u>							
LABOR	204,511,551	197,905,973	81,120,193	116,677,495	197,797,688	204,003,372	
MATERIAL	890	-	93	-	93	-	
FUEL - REVENUE EQUIPMENT	-	-	-	-	-	-	
ELECTRIC POWER - REV EQUIPMENT	-	-	-	-	-	-	
PROV FOR INJURIES AND DAMAGES	-	-	-	-	-	-	
PURCHASE OF SECURITY SERVICES	-	-	-	-	-	-	
PURCHASE OF PARATRANSIT SVCS	-	-	-	-	-	-	
OTHER:							
UTILITIES	-	-	-	-	-	-	
MAINTENANCE & REPAIR	-	-	-	-	-	-	
ADVERTISING & PROMOTION	-	-	-	-	-	-	
CONTRACTUAL SERVICES	-	-	-	-	-	-	
PROV FOR PASSENGER SECURITY	-	-	-	-	-	-	
LEASES & RENTALS	-	-	-	-	-	-	
TRAVEL, TRAINING, SEMINARS & DUES	-	-	-	-	-	-	
WARRANTY AND OTHER CREDITS	-	-	-	-	-	-	
GENERAL EXPENSES	-	-	-	-	-	-	
TOTAL OPERATING EXPENSE	204,512,441	197,905,973	81,120,286	116,677,495	197,797,781	204,003,372	
<u>NON-OPERATING EXPENSE</u>							
LABOR	-	-	-	-	-	-	
MATERIAL	-	-	-	-	-	-	
OTHER SERVICES	-	-	-	-	-	-	
TOTAL NON-OPERATING EXPENSE	-	-	-	-	-	-	

TRANSIT OPERATIONS BUS OPERATIONS BUS HEAVY MAINTENANCE

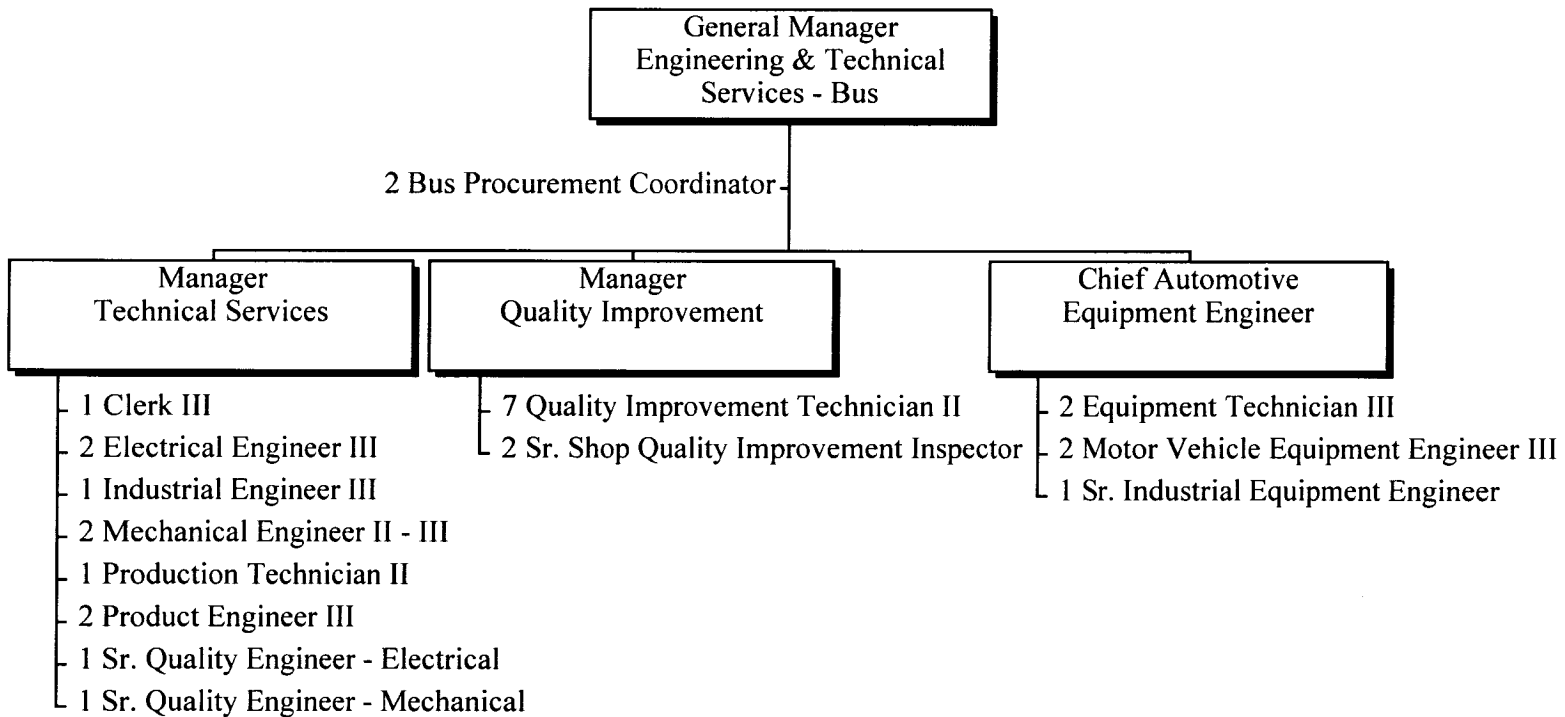


500 Total Positions

CHICAGO TRANSIT AUTHORITY
1999 BUDGET BY CATEGORY

AREA	0290	BUS HEAVY MAINTENANCE	ROLLS UP TO AREA 0900			
	1997 ACTUAL	1998 BUDGET	1998 ACTUAL 1 - 5	1998 FORECAST 6 -12	1998 TOTAL	1999 BUDGET
<u>POSITIONS</u>						
FULL TIME PERM	543	498	-	471	471	498
PART TIME	-	-	-	-	-	-
FULL TIME TEMP	-	-	-	2	2	2
STO POSITIONS	-	-	-	-	-	-
TOTAL POSITIONS	543	498	-	473	473	500
<u>HOURS</u>						
OPERATING HOURS	628,023	716,820	340,753	421,016	761,769	748,143
NON-OPERATING HOURS	306,956	200,000	26,011	80,548	106,559	178,466
TOTAL HOURS	934,979	916,820	366,764	501,564	868,328	926,609
<u>OPERATING EXPENSE</u>						
LABOR	17,281,771	20,077,028	9,185,501	11,360,499	20,546,000	20,742,398
MATERIAL	9,815,212	6,554,258	4,061,011	5,814,597	9,875,608	8,108,208
FUEL - REVENUE EQUIPMENT	-	-	-	-	-	-
ELECTRIC POWER - REV EQUIPMENT	-	-	-	-	-	-
PROV FOR INJURIES AND DAMAGES	-	-	-	-	-	-
PURCHASE OF SECURITY SERVICES	-	-	-	-	-	-
PURCHASE OF PARATRANSIT SVCS	-	-	-	-	-	-
OTHER:						
UTILITIES	10,278	-	1,507	6,455	7,962	3,426
MAINTENANCE & REPAIR	2,129,027	263,000	103,761	145,034	248,795	261,383
ADVERTISING & PROMOTION	-	-	722	-	722	-
CONTRACTUAL SERVICES	5,335	14,189	275	14,825	15,100	14,525
PROV FOR PASSENGER SECURITY	-	-	-	-	-	-
LEASES & RENTALS	13,834	19,831	1,420	1,712	3,132	6,128
TRAVEL, TRAINING, SEMINARS & DUES	1,501	600	-	-	-	-
WARRANTY AND OTHER CREDITS	(329,728)	(450,000)	(160)	-	(160)	(200,000)
GENERAL EXPENSES	44,189	15,872	6,892	15,898	22,790	31,466
TOTAL OPERATING EXPENSE	28,971,419	26,494,778	13,360,929	17,359,020	30,719,949	28,967,534
<u>NON-OPERATING EXPENSE</u>						
LABOR	8,636,012	5,902,086	778,022	2,400,387	3,178,409	5,526,218
MATERIAL	375,599	5,406,224	(1,024)	4,808,697	4,807,673	5,782,092
OTHER SERVICES	2,096,882	-	598,577	-	598,577	-
TOTAL NON-OPERATING EXPENSE	11,108,493	11,308,310	1,375,575	7,209,084	8,584,659	11,308,310

**TRANSIT OPERATIONS
BUS OPERATIONS
ENGINEERING & TECHNICAL SERVICES - BUS**



31 Total Positions

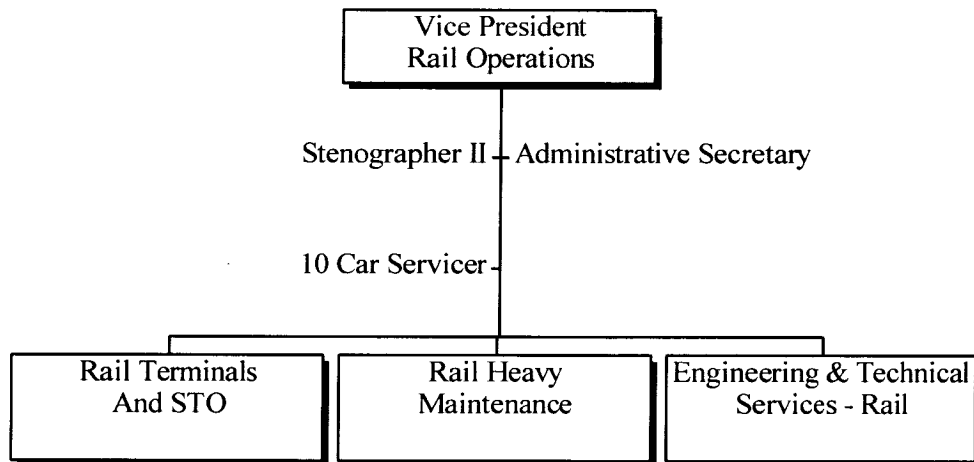
CHICAGO TRANSIT AUTHORITY
1999 BUDGET BY CATEGORY

AREA	0935	ENGINEERING & TECH SERVICE BUS	ROLLS UP TO AREA 0900				1999 BUDGET	
			1997 ACTUAL	1998 BUDGET	1998 ACTUAL 1 - 5	1998 FORECAST 6 -12		1998 TOTAL
POSITIONS								
FULL TIME PERM			34	31	-	29	29	31
PART TIME			-	-	-	-	-	-
FULL TIME TEMP			-	-	-	1	1	-
STO POSITIONS			-	-	-	-	-	-
TOTAL POSITIONS			34	31	-	30	30	31
HOURS								
OPERATING HOURS			57,681	53,929	21,314	29,944	51,258	52,885
NON-OPERATING HOURS			3,539	3,672	2,203	1,468	3,671	3,672
TOTAL HOURS			61,220	57,601	23,517	31,412	54,929	56,557
OPERATING EXPENSE								
LABOR			2,010,822	1,980,517	753,423	1,073,396	1,826,819	1,944,046
MATERIAL			18,385	38,726	9,634	13,890	23,524	34,025
FUEL - REVENUE EQUIPMENT			-	-	-	-	-	-
ELECTRIC POWER - REV EQUIPMENT			-	-	-	-	-	-
PROV FOR INJURIES AND DAMAGES			-	-	-	-	-	-
PURCHASE OF SECURITY SERVICES			-	-	-	-	-	-
PURCHASE OF PARATRANSIT SVCS			-	-	-	-	-	-
OTHER:								
UTILITIES			8,333	-	1,507	1,507	3,014	2,778
MAINTENANCE & REPAIR			1,617	3,674	3,200	8,855	12,055	3,058
ADVERTISING & PROMOTION			-	-	-	-	-	-
CONTRACTUAL SERVICES			830	36,600	498	15,000	15,498	15,001
PROV FOR PASSENGER SECURITY			-	-	-	-	-	-
LEASES & RENTALS			-	-	-	-	-	-
TRAVEL, TRAINING, SEMINARS & DUES			6,194	3,053	3,118	2,075	5,193	3,052
WARRANTY AND OTHER CREDITS			-	-	-	-	-	-
GENERAL EXPENSES			34,388	25,229	11,027	14,760	25,787	25,762
TOTAL OPERATING EXPENSE			2,080,569	2,087,799	782,407	1,129,483	1,911,890	2,027,722
NON-OPERATING EXPENSE								
LABOR			110,872	113,229	67,118	54,489	121,607	136,872
MATERIAL			-	-	-	-	-	-
OTHER SERVICES			38,740	-	40	-	40	-
TOTAL NON-OPERATING EXPENSE			149,612	113,229	67,158	54,489	121,647	136,872

CHICAGO TRANSIT AUTHORITY
1999 BUDGET BY CATEGORY

AREA	0360	RAIL OPERATIONS	ROLLS UP TO AREA 0100			
	1997 ACTUAL	1998 BUDGET	1998 ACTUAL 1 - 5	1998 FORECAST 6 - 12	1998 TOTAL	1999 BUDGET
<u>POSITIONS</u>						
FULL TIME PERM	1,115	1,027	-	999	999	1,020
PART TIME	-	21	-	21	21	21
FULL TIME TEMP	-	-	-	19	19	17
STO POSITIONS	1,760	1,435	-	1,425	1,425	1,397
TOTAL POSITIONS	2,875	2,483	-	2,464	2,464	2,455
<u>HOURS</u>						
OPERATING HOURS	5,176,632	4,467,858	1,957,202	2,691,622	4,648,824	4,457,578
NON-OPERATING HOURS	364,936	148,640	74,859	82,628	157,487	148,632
TOTAL HOURS	5,541,568	4,616,498	2,032,061	2,774,250	4,806,311	4,606,210
<u>OPERATING EXPENSE</u>						
LABOR	137,461,223	124,403,763	53,822,191	71,729,452	125,551,643	124,588,475
MATERIAL	13,068,768	12,669,855	6,973,258	9,478,920	16,452,178	15,485,574
FUEL - REVENUE EQUIPMENT	-	-	-	-	-	-
ELECTRIC POWER - REV EQUIPMENT	-	-	-	-	-	-
PROV FOR INJURIES AND DAMAGES	-	-	-	-	-	-
PURCHASE OF SECURITY SERVICES	-	-	-	-	-	-
PURCHASE OF PARATRANSIT SVCS	-	-	-	-	-	-
OTHER:						
UTILITIES	-	-	-	-	-	-
MAINTENANCE & REPAIR	184,467	187,755	38,506	73,047	111,553	116,938
ADVERTISING & PROMOTION	-	-	-	-	-	-
CONTRACTUAL SERVICES	5,628	70,724	6,891	64,540	71,431	165,698
PROV FOR PASSENGER SECURITY	-	-	-	-	-	-
LEASES & RENTALS	132,801	103,381	114,647	50,549	165,196	19,323
TRAVEL, TRAINING, SEMINARS & DUES	11,913	5,128	18,570	5,271	23,841	9,451
WARRANTY AND OTHER CREDITS	(19,850)	(20,459)	(3,484)	(4,000)	(7,484)	(4,000)
GENERAL EXPENSES	29,180	22,805	8,258	15,111	23,369	22,931
TOTAL OPERATING EXPENSE	150,874,130	137,442,952	60,978,837	81,412,890	142,391,727	140,404,390
<u>NON-OPERATING EXPENSE</u>						
LABOR	9,950,988	4,590,830	2,164,061	2,501,624	4,665,685	4,703,428
MATERIAL	5,223,406	5,236,250	1,741,388	5,236,245	6,977,633	5,236,250
OTHER SERVICES	2,328,299	3,283,766	5,044,094	3,283,763	8,327,857	3,283,766
TOTAL NON-OPERATING EXPENSE	17,502,693	13,110,846	8,949,543	11,021,632	19,971,175	13,223,444

TRANSIT OPERATIONS
RAIL OPERATIONS
VICE PRESIDENT

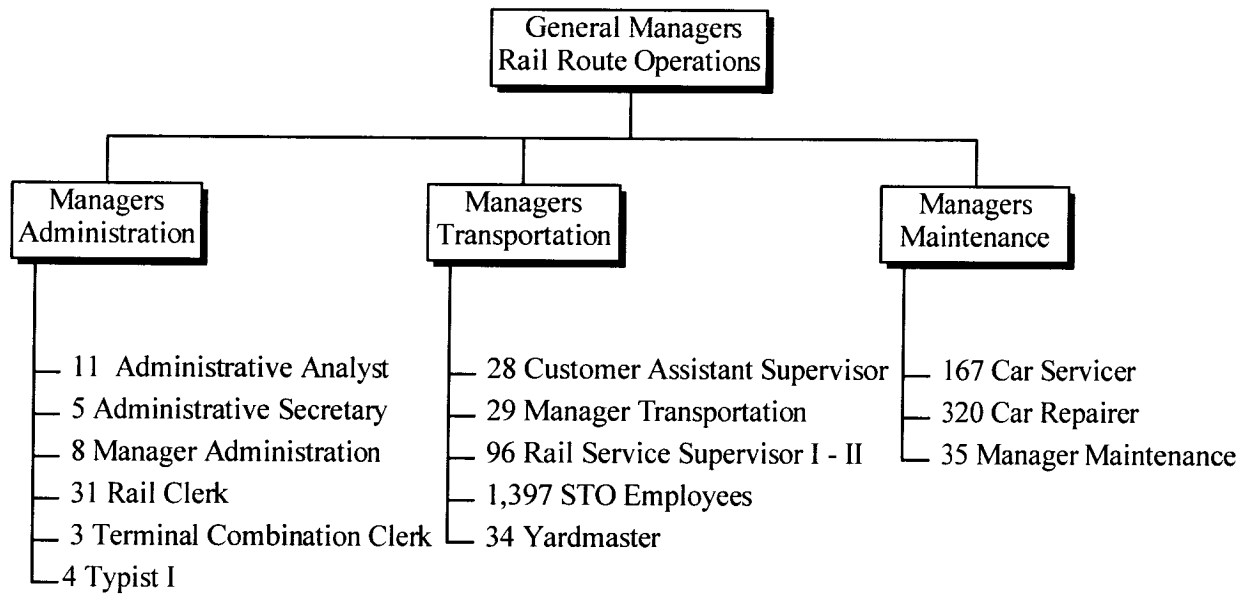


13 Total Positions

CHICAGO TRANSIT AUTHORITY
1999 BUDGET BY CATEGORY

AREA	0361	RAIL OPERATIONS VP	ROLLS UP TO AREA 0360				1999 BUDGET	
			1997 ACTUAL	1998 BUDGET	1998 ACTUAL 1 - 5	1998 FORECAST 6 -12		1998 TOTAL
<u>POSITIONS</u>								
FULL TIME PERM			7	5	-	4	4	13
PART TIME			-	-	-	-	-	-
FULL TIME TEMP			-	-	-	-	-	-
STO POSITIONS			-	-	-	-	-	-
TOTAL POSITIONS			7	5	-	4	4	13
<u>HOURS</u>								
OPERATING HOURS			13,418	9,280	3,680	4,153	7,833	25,161
NON-OPERATING HOURS			-	-	-	-	-	-
TOTAL HOURS			13,418	9,280	3,680	4,153	7,833	25,161
<u>OPERATING EXPENSE</u>								
LABOR			508,736	330,807	153,937	186,052	339,989	729,202
MATERIAL			35,468	27,232	8,077	27,265	35,342	27,549
FUEL - REVENUE EQUIPMENT			-	-	-	-	-	-
ELECTRIC POWER - REV EQUIPMENT			-	-	-	-	-	-
PROV FOR INJURIES AND DAMAGES			-	-	-	-	-	-
PURCHASE OF SECURITY SERVICES			-	-	-	-	-	-
PURCHASE OF PARATRANSIT SVCS			-	-	-	-	-	-
OTHER:								
UTILITIES			-	-	-	-	-	-
MAINTENANCE & REPAIR			-	6,000	-	-	-	-
ADVERTISING & PROMOTION			-	-	-	-	-	-
CONTRACTUAL SERVICES			2,913	8,000	-	3,000	3,000	3,000
PROV FOR PASSENGER SECURITY			-	-	-	-	-	-
LEASES & RENTALS			121,496	76,500	113,812	17,963	131,775	500
TRAVEL, TRAINING, SEMINARS & DUES			563	2,000	2,739	3,000	5,739	3,671
WARRANTY AND OTHER CREDITS			(16,789)	(14,000)	(3,484)	(4,000)	(7,484)	(4,000)
GENERAL EXPENSES			6,479	3,325	580	894	1,474	4,788
TOTAL OPERATING EXPENSE			658,866	439,864	275,661	234,174	509,835	764,710
<u>NON-OPERATING EXPENSE</u>								
LABOR			-	-	-	-	-	-
MATERIAL			-	-	-	-	-	-
OTHER SERVICES			-	-	-	-	-	-
TOTAL NON-OPERATING EXPENSE			-	-	-	-	-	-

TRANSIT OPERATIONS
RAIL OPERATIONS
RAIL TERMINALS



2,175 Total Positions

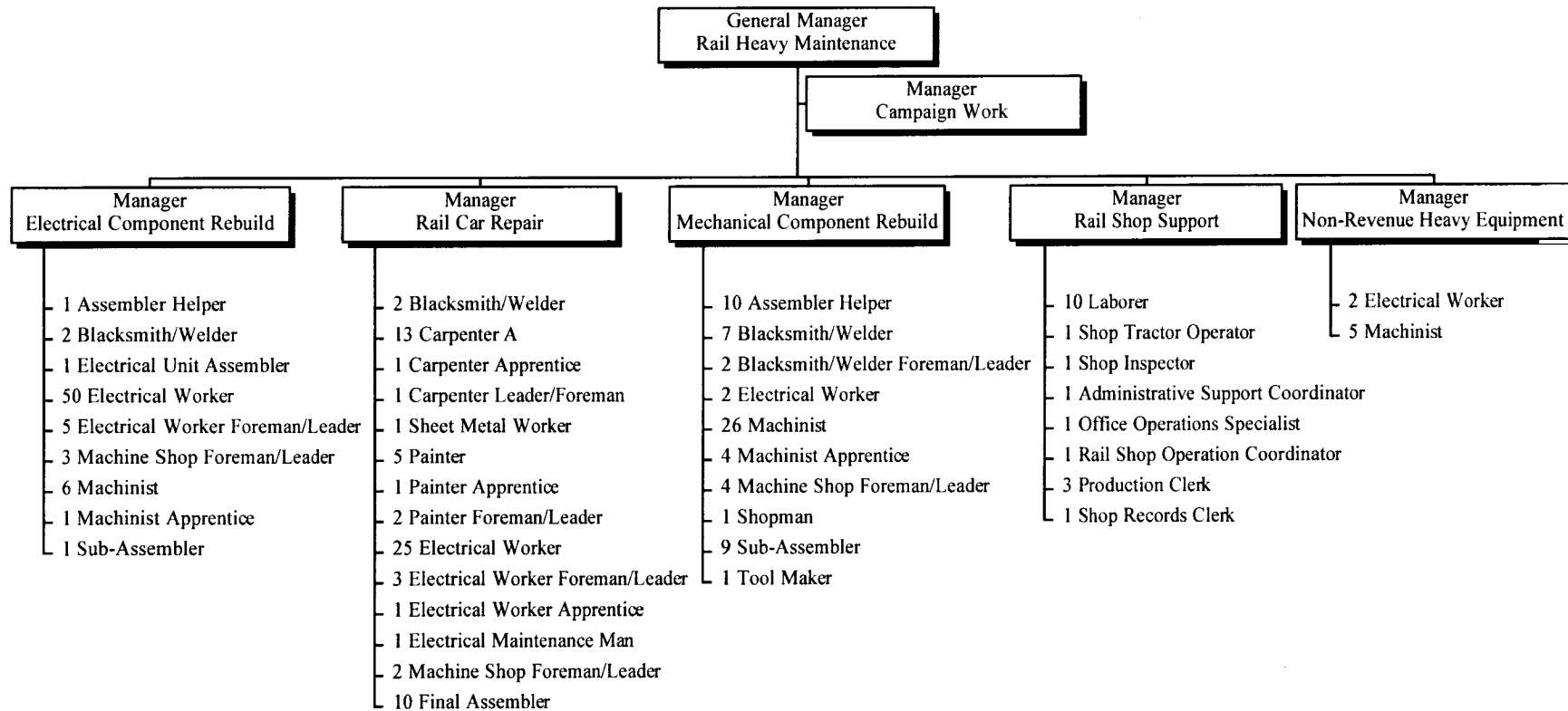
CHICAGO TRANSIT AUTHORITY
1999 BUDGET BY CATEGORY

AREA	0130	RAIL TERMINALS	ROLLS UP TO AREA 0360			
	1997 ACTUAL	1998 BUDGET	1998 ACTUAL 1 - 5	1998 FORECAST 6 -12	1998 TOTAL	1999 BUDGET
POSITIONS						
FULL TIME PERM	825	755	-	750	750	757
PART TIME	-	21	-	21	21	21
FULL TIME TEMP	-	-	-	-	-	-
STO POSITIONS	-	-	-	-	-	-
TOTAL POSITIONS	825	776	-	771	771	778
HOURS						
OPERATING HOURS	1,503,099	1,440,092	642,188	948,552	1,590,740	1,477,580
NON-OPERATING HOURS	44,779	-	174	-	174	-
TOTAL HOURS	1,547,878	1,440,092	642,362	948,552	1,590,914	1,477,580
OPERATING EXPENSE						
LABOR	43,825,453	42,535,424	18,839,010	25,839,103	44,678,113	44,414,448
MATERIAL	19,148,533	16,740,869	8,591,360	12,436,414	21,027,774	20,711,951
FUEL - REVENUE EQUIPMENT	-	-	-	-	-	-
ELECTRIC POWER - REV EQUIPMENT	-	-	-	-	-	-
PROV FOR INJURIES AND DAMAGES	-	-	-	-	-	-
PURCHASE OF SECURITY SERVICES	-	-	-	-	-	-
PURCHASE OF PARATRANSIT SVCS	-	-	-	-	-	-
OTHER:						
UTILITIES	-	-	-	-	-	-
MAINTENANCE & REPAIR	35,032	59,682	11,270	18,575	29,845	34,834
ADVERTISING & PROMOTION	-	-	-	-	-	-
CONTRACTUAL SERVICES	1,037	2,302	2,851	4,313	7,164	2,307
PROV FOR PASSENGER SECURITY	-	-	-	-	-	-
LEASES & RENTALS	8,530	18,000	835	32,586	33,421	18,823
TRAVEL, TRAINING, SEMINARS & DUES	2,130	906	625	550	1,175	1,402
WARRANTY AND OTHER CREDITS	-	-	-	-	-	-
GENERAL EXPENSES	3,973	7,085	1,590	3,040	4,630	4,059
TOTAL OPERATING EXPENSE	63,024,688	59,364,268	27,447,541	38,334,581	65,782,122	65,187,824
NON-OPERATING EXPENSE						
LABOR	1,247,254	-	3,657	-	3,657	-
MATERIAL	-	-	-	-	-	-
OTHER SERVICES	-	-	-	-	-	-
TOTAL NON-OPERATING EXPENSE	1,247,254	-	3,657	-	3,657	-

CHICAGO TRANSIT AUTHORITY
1999 BUDGET BY CATEGORY

AREA	0168	RAIL STO	ROLLS UP TO AREA 0360				1999 BUDGET
			1997 ACTUAL	1998 BUDGET	1998 ACTUAL 1 - 5	1998 FORECAST 6 -12	
<u>POSITIONS</u>							
FULL TIME PERM			-	-	-	-	-
PART TIME			-	-	-	-	-
FULL TIME TEMP			-	-	-	-	-
STO POSITIONS			1,760	1,435	-	1,425	1,397
TOTAL POSITIONS			1,760	1,435	-	1,425	1,397
<u>HOURS</u>							
OPERATING HOURS			3,414,787	2,663,230	1,172,053	1,542,538	2,714,591
NON-OPERATING HOURS			86,246	-	20,871	-	20,871
TOTAL HOURS			3,501,033	2,663,230	1,192,924	1,542,538	2,735,462
<u>OPERATING EXPENSE</u>							
LABOR			87,749,603	72,741,513	31,535,647	40,978,351	72,513,998
MATERIAL			-	-	-	-	299
FUEL - REVENUE EQUIPMENT			-	-	-	-	-
ELECTRIC POWER - REV EQUIPMENT			-	-	-	-	-
PROV FOR INJURIES AND DAMAGES			-	-	-	-	-
PURCHASE OF SECURITY SERVICES			-	-	-	-	-
PURCHASE OF PARATRANSIT SVCS			-	-	-	-	-
OTHER:							
UTILITIES			-	-	-	-	-
MAINTENANCE & REPAIR			-	-	-	-	-
ADVERTISING & PROMOTION			-	-	-	-	-
CONTRACTUAL SERVICES			-	-	-	-	-
PROV FOR PASSENGER SECURITY			-	-	-	-	-
LEASES & RENTALS			-	-	-	-	-
TRAVEL, TRAINING, SEMINARS & DUES			-	-	-	-	-
WARRANTY AND OTHER CREDITS			-	-	-	-	-
GENERAL EXPENSES			-	-	-	-	-
TOTAL OPERATING EXPENSE			87,749,603	72,741,513	31,535,647	40,978,351	72,513,998
<u>NON-OPERATING EXPENSE</u>							
LABOR			2,137,183	-	549,651	-	549,651
MATERIAL			-	-	-	-	-
OTHER SERVICES			-	-	-	-	-
TOTAL NON-OPERATING EXPENSE			2,137,183	-	549,651	-	549,651

TRANSIT OPERATIONS RAIL OPERATIONS RAIL HEAVY MAINTENANCE

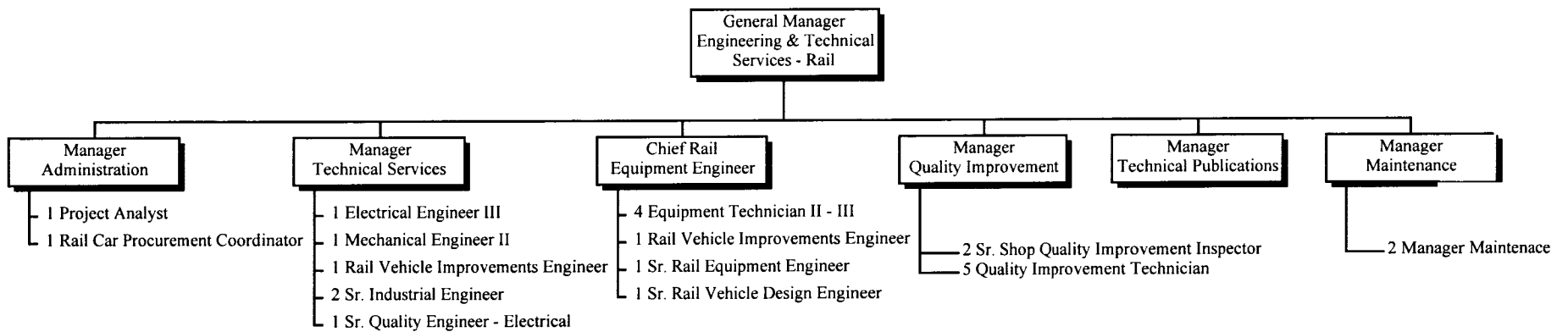


237 Total Positions

CHICAGO TRANSIT AUTHORITY
1999 BUDGET BY CATEGORY

AREA	0404	RAIL HEAVY MAINTENANCE	ROLLS UP TO AREA 0360				1999 BUDGET	
			1997 ACTUAL	1998 BUDGET	1998 ACTUAL 1 - 5	1998 FORECAST 6 -12		1998 TOTAL
POSITIONS								
FULL TIME PERM			253	237	-	217	217	220
PART TIME			-	-	-	-	-	-
FULL TIME TEMP			-	-	-	19	19	17
STO POSITIONS			-	-	-	-	-	-
TOTAL POSITIONS			253	237	-	236	236	237
HOURS								
OPERATING HOURS			194,013	306,936	120,831	171,024	291,855	307,114
NON-OPERATING HOURS			229,594	129,000	50,772	78,631	129,403	128,988
TOTAL HOURS			423,607	435,936	171,603	249,655	421,258	436,102
OPERATING EXPENSE								
LABOR			3,493,435	6,983,859	2,591,649	3,736,649	6,328,298	7,011,077
MATERIAL			(6,622,753)	(4,240,497)	(1,646,661)	(3,025,658)	(4,672,319)	(5,395,643)
FUEL - REVENUE EQUIPMENT			-	-	-	-	-	-
ELECTRIC POWER - REV EQUIPMENT			-	-	-	-	-	-
PROV FOR INJURIES AND DAMAGES			-	-	-	-	-	-
PURCHASE OF SECURITY SERVICES			-	-	-	-	-	-
PURCHASE OF PARATRANSIT SVCS			-	-	-	-	-	-
OTHER:								
UTILITIES			-	-	-	-	-	-
MAINTENANCE & REPAIR			96,582	110,559	23,288	43,363	66,651	68,104
ADVERTISING & PROMOTION			-	-	-	-	-	-
CONTRACTUAL SERVICES			1,328	2,809	181	2,955	3,136	2,662
PROV FOR PASSENGER SECURITY			-	-	-	-	-	-
LEASES & RENTALS			2,296	8,881	-	-	-	-
TRAVEL, TRAINING, SEMINARS & DUES			8,598	1,501	15,206	1,000	16,206	3,482
WARRANTY AND OTHER CREDITS			(3,061)	(6,459)	-	-	-	-
GENERAL EXPENSES			2,428	1,352	562	2,106	2,668	1,279
TOTAL OPERATING EXPENSE			(3,021,147)	2,862,005	984,225	760,415	1,744,640	1,690,961
NON-OPERATING EXPENSE								
LABOR			6,416,004	3,824,533	1,496,922	2,353,977	3,850,899	3,941,295
MATERIAL			5,189,458	5,236,250	1,739,044	5,236,245	6,975,289	5,236,250
OTHER SERVICES			408,241	-	3,332	-	3,332	-
TOTAL NON-OPERATING EXPENSE			12,013,703	9,060,783	3,239,298	7,590,222	10,829,520	9,177,545

TRANSIT OPERATIONS RAIL OPERATIONS ENGINEERING & TECHNICAL SERVICES - RAIL



30 Total Positions

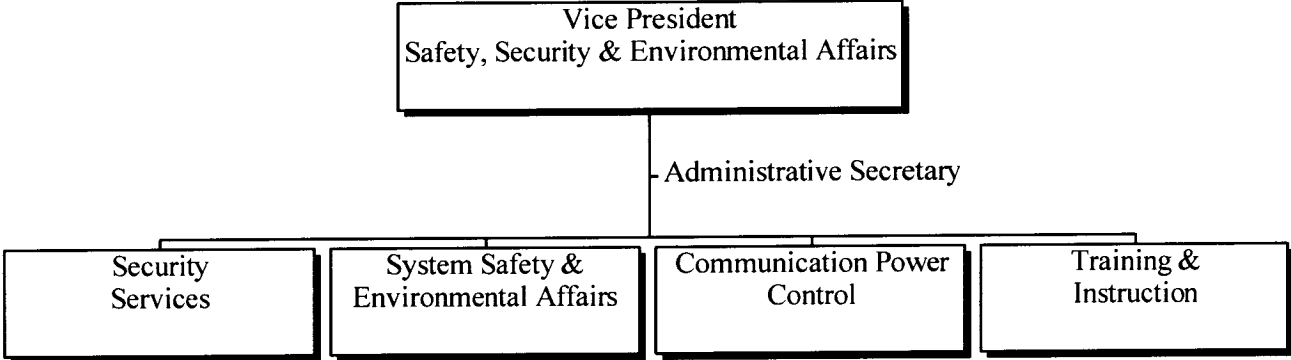
CHICAGO TRANSIT AUTHORITY
1999 BUDGET BY CATEGORY

AREA	0480	ENGINEERING & TECH SERVICE RAIL	ROLLS UP TO AREA 0360				1999 BUDGET	
			1997 ACTUAL	1998 BUDGET	1998 ACTUAL 1 - 5	1998 FORECAST 6 -12		1998 TOTAL
POSITIONS								
FULL TIME PERM			30	30	-	28	28	30
PART TIME			-	-	-	-	-	-
FULL TIME TEMP			-	-	-	-	-	-
STO POSITIONS			-	-	-	-	-	-
TOTAL POSITIONS			30	30	-	28	28	30
HOURS								
OPERATING HOURS			51,315	48,320	18,449	25,355	43,804	45,283
NON-OPERATING HOURS			4,318	19,640	3,043	3,997	7,040	19,644
TOTAL HOURS			55,633	67,960	21,492	29,352	50,844	64,927
OPERATING EXPENSE								
LABOR			1,883,996	1,812,160	701,948	989,297	1,691,245	1,565,867
MATERIAL			507,520	142,251	20,481	40,898	61,379	141,417
FUEL - REVENUE EQUIPMENT			-	-	-	-	-	-
ELECTRIC POWER - REV EQUIPMENT			-	-	-	-	-	-
PROV FOR INJURIES AND DAMAGES			-	-	-	-	-	-
PURCHASE OF SECURITY SERVICES			-	-	-	-	-	-
PURCHASE OF PARATRANSIT SVCS			-	-	-	-	-	-
OTHER:								
UTILITIES			-	-	-	-	-	-
MAINTENANCE & REPAIR			52,853	11,514	3,948	11,110	15,058	14,000
ADVERTISING & PROMOTION			-	-	-	-	-	-
CONTRACTUAL SERVICES			349	57,613	3,860	54,273	58,133	157,730
PROV FOR PASSENGER SECURITY			-	-	-	-	-	-
LEASES & RENTALS			478	-	-	-	-	-
TRAVEL, TRAINING, SEMINARS & DUES			623	721	-	721	721	896
WARRANTY AND OTHER CREDITS			-	-	-	-	-	-
GENERAL EXPENSES			16,301	11,043	5,525	9,071	14,596	12,806
TOTAL OPERATING EXPENSE			2,462,120	2,035,302	735,762	1,105,370	1,841,132	1,892,716
NON-OPERATING EXPENSE								
LABOR			150,547	766,297	113,831	147,648	261,479	762,133
MATERIAL			33,947	-	2,345	-	2,345	-
OTHER SERVICES			1,920,058	3,283,766	5,040,762	3,283,763	8,324,525	3,283,766
TOTAL NON-OPERATING EXPENSE			2,104,552	4,050,063	5,156,938	3,431,411	8,588,349	4,045,899

CHICAGO TRANSIT AUTHORITY
1999 BUDGET BY CATEGORY

AREA	0090	SAFETY, SECURITY & TRAINING	ROLLS UP TO AREA 0100				1999 BUDGET	
			1997 ACTUAL	1998 BUDGET	1998 ACTUAL 1 - 5	1998 FORECAST 6 -12		1998 TOTAL
POSITIONS								
FULL TIME PERM			271	277	-	228	228	282
PART TIME			-	-	-	-	-	-
FULL TIME TEMP			-	-	-	-	-	-
STO POSITIONS			-	-	-	-	-	-
TOTAL POSITIONS			271	277	-	228	228	282
HOURS								
OPERATING HOURS			493,597	529,728	191,665	287,166	478,831	535,257
NON-OPERATING HOURS			-	-	-	-	-	-
TOTAL HOURS			493,597	529,728	191,665	287,166	478,831	535,257
OPERATING EXPENSE								
LABOR			15,506,699	17,268,068	6,098,326	9,017,487	15,115,813	18,015,254
MATERIAL			175,892	183,252	102,098	90,823	192,921	172,508
FUEL - REVENUE EQUIPMENT			-	-	-	-	-	-
ELECTRIC POWER - REV EQUIPMENT			-	-	-	-	-	-
PROV FOR INJURIES AND DAMAGES			-	-	-	-	-	-
PURCHASE OF SECURITY SERVICES			14,277,845	17,000,000	6,983,074	10,000,000	16,983,074	25,000,000
PURCHASE OF PARATRANSIT SVCS			-	-	-	-	-	-
OTHER:								
UTILITIES			-	-	-	-	-	-
MAINTENANCE & REPAIR			10,709	5,738	584	107,101	107,685	6,432
ADVERTISING & PROMOTION			-	-	-	-	-	-
CONTRACTUAL SERVICES			31,238	37,146	47,567	5,976	53,543	86,412
PROV FOR PASSENGER SECURITY			-	-	-	-	-	-
LEASES & RENTALS			278,890	312,011	94,632	299,341	393,973	398,054
TRAVEL, TRAINING, SEMINARS & DUES			87,205	48,214	40,415	22,814	63,229	75,610
WARRANTY AND OTHER CREDITS			-	-	-	-	-	-
GENERAL EXPENSES			60,692	40,641	16,996	23,827	40,823	57,350
TOTAL OPERATING EXPENSE			30,429,170	34,895,070	13,383,692	19,567,369	32,951,061	43,811,620
NON-OPERATING EXPENSE								
LABOR			-	-	-	-	-	-
MATERIAL			-	-	-	-	-	-
OTHER SERVICES			1,084,164	-	193,295	-	193,295	1,000,000
TOTAL NON-OPERATING EXPENSE			1,084,164	-	193,295	-	193,295	1,000,000

TRANSIT OPERATIONS
SAFETY, SECURITY & TRAINING
VICE PRESIDENT

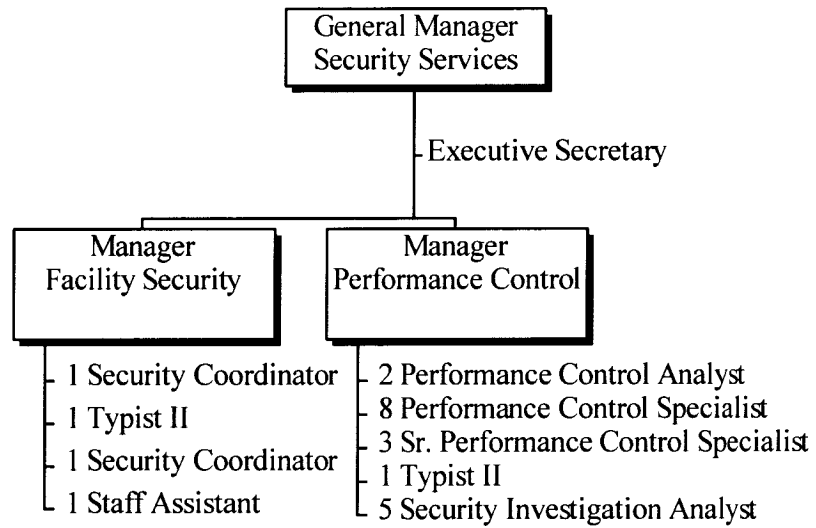


2 Total Positions

CHICAGO TRANSIT AUTHORITY
1999 BUDGET BY CATEGORY

AREA	0091	SAFETY, SECURITY & TRAINING VP	ROLLS UP TO AREA 0090				1999 BUDGET	
			1997 ACTUAL	1998 BUDGET	1998 ACTUAL 1 - 5	1998 FORECAST 6 -12		1998 TOTAL
POSITIONS								
FULL TIME PERM			1	2	-	1	1	2
PART TIME			-	-	-	-	-	-
FULL TIME TEMP			-	-	-	-	-	-
STO POSITIONS			-	-	-	-	-	-
TOTAL POSITIONS			1	2	-	1	1	2
HOURS								
OPERATING HOURS			1,416	3,712	-	1,058	1,058	3,641
NON-OPERATING HOURS			-	-	-	-	-	-
TOTAL HOURS			1,416	3,712	-	1,058	1,058	3,641
OPERATING EXPENSE								
LABOR			84,824	165,331	-	69,615	69,615	173,463
MATERIAL			141	572	-	285	285	571
FUEL - REVENUE EQUIPMENT			-	-	-	-	-	-
ELECTRIC POWER - REV EQUIPMENT			-	-	-	-	-	-
PROV FOR INJURIES AND DAMAGES			-	-	-	-	-	-
PURCHASE OF SECURITY SERVICES			-	-	-	-	-	-
PURCHASE OF PARATRANSIT SVCS			-	-	-	-	-	-
OTHER:								
UTILITIES			-	-	-	-	-	-
MAINTENANCE & REPAIR			-	-	-	-	-	-
ADVERTISING & PROMOTION			-	-	-	-	-	-
CONTRACTUAL SERVICES			-	-	-	-	-	-
PROV FOR PASSENGER SECURITY			-	-	-	-	-	-
LEASES & RENTALS			-	-	-	-	-	-
TRAVEL, TRAINING, SEMINARS & DUES			-	-	-	-	-	2,500
WARRANTY AND OTHER CREDITS			-	-	-	-	-	-
GENERAL EXPENSES			886	1,000	-	500	500	-
TOTAL OPERATING EXPENSE			85,851	166,903	-	70,400	70,400	176,534
NON-OPERATING EXPENSE								
LABOR			-	-	-	-	-	-
MATERIAL			-	-	-	-	-	-
OTHER SERVICES			-	-	-	-	-	-
TOTAL NON-OPERATING EXPENSE			-	-	-	-	-	-

**TRANSIT OPERATIONS
SAFETY, SECURITY & TRAINING
SECURITY SERVICES**

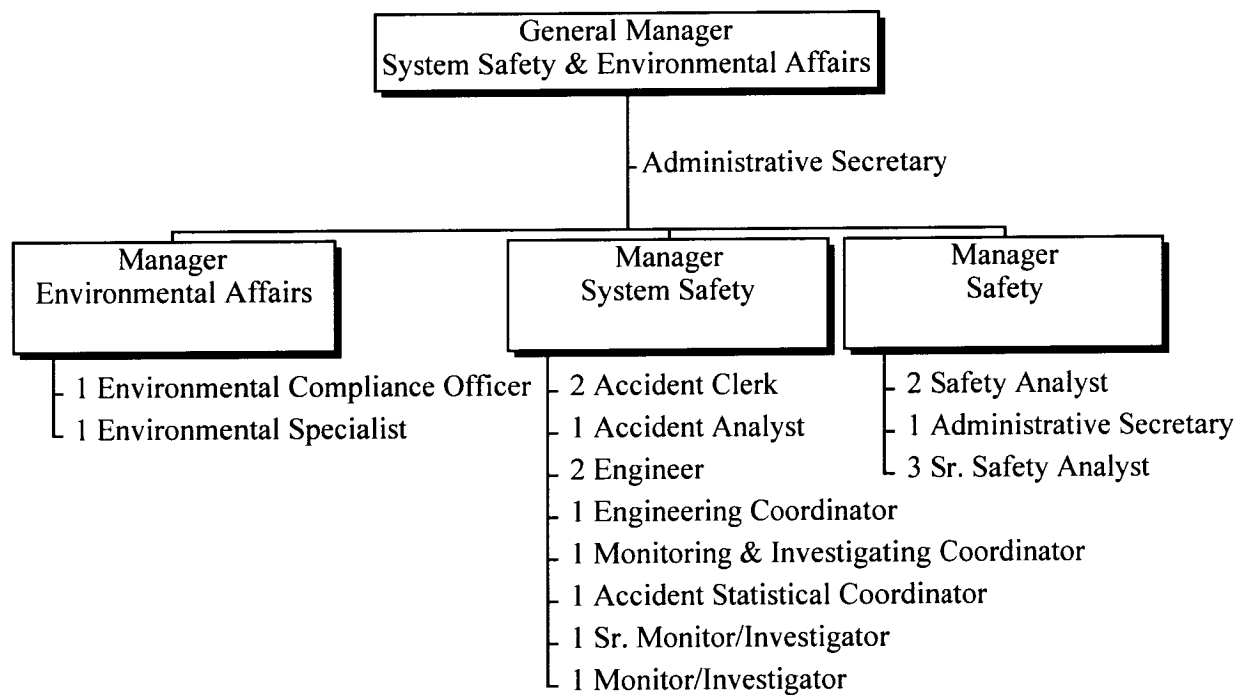


27 Total Positions

CHICAGO TRANSIT AUTHORITY
1999 BUDGET BY CATEGORY

AREA	0010	SECURITY SERVICES	ROLLS UP TO AREA 0090				1999 BUDGET	
			1997 ACTUAL	1998 BUDGET	1998 ACTUAL 1 - 5	1998 FORECAST 6 -12		1998 TOTAL
POSITIONS								
FULL TIME PERM			28	27	-	21	21	27
PART TIME			-	-	-	-	-	-
FULL TIME TEMP			-	-	-	-	-	-
STO POSITIONS			-	-	-	-	-	-
TOTAL POSITIONS			28	27	-	21	21	27
HOURS								
OPERATING HOURS			45,660	50,112	15,825	22,190	38,015	50,083
NON-OPERATING HOURS			-	-	-	-	-	-
TOTAL HOURS			45,660	50,112	15,825	22,190	38,015	50,083
OPERATING EXPENSE								
LABOR			1,182,225	1,297,095	396,200	570,773	966,973	1,359,313
MATERIAL			8,998	14,300	2,135	(362)	1,773	4,363
FUEL - REVENUE EQUIPMENT			-	-	-	-	-	-
ELECTRIC POWER - REV EQUIPMENT			-	-	-	-	-	-
PROV FOR INJURIES AND DAMAGES			-	-	-	-	-	-
PURCHASE OF SECURITY SERVICES			14,277,845	17,000,000	6,983,074	10,000,000	16,983,074	25,000,000
PURCHASE OF PARATRANSIT SVCS			-	-	-	-	-	-
OTHER:								
UTILITIES			-	-	-	-	-	-
MAINTENANCE & REPAIR			1,606	1,741	85	1,000	1,085	1,500
ADVERTISING & PROMOTION			-	-	-	-	-	-
CONTRACTUAL SERVICES			-	700	14,508	-	14,508	-
PROV FOR PASSENGER SECURITY			-	-	-	-	-	-
LEASES & RENTALS			3,925	115,000	750	114,250	115,000	120,000
TRAVEL, TRAINING, SEMINARS & DUES			664	2,041	695	1,346	2,041	2,150
WARRANTY AND OTHER CREDITS			-	-	-	-	-	-
GENERAL EXPENSES			31,218	4,749	7,244	9,740	16,984	16,500
TOTAL OPERATING EXPENSE			15,506,481	18,435,626	7,404,691	10,696,747	18,101,438	26,503,826
NON-OPERATING EXPENSE								
LABOR			-	-	-	-	-	-
MATERIAL			-	-	-	-	-	-
OTHER SERVICES			-	-	1,545	-	1,545	-
TOTAL NON-OPERATING EXPENSE			-	-	1,545	-	1,545	-

**TRANSIT OPERATIONS
SAFETY, SECURITY & ENVIRONMENTAL AFFAIRS
SYSTEM SAFETY & ENVIRONMENTAL AFFAIRS**

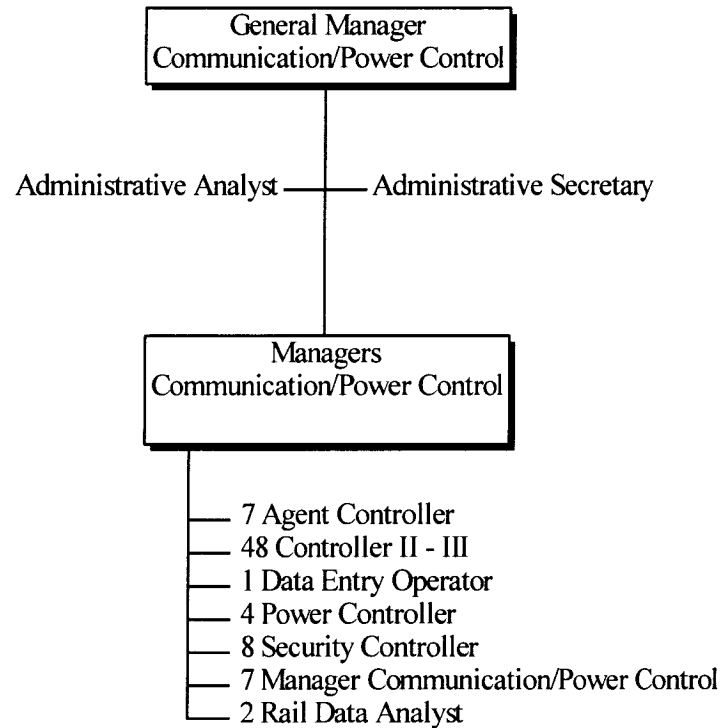


23 Total Positions

CHICAGO TRANSIT AUTHORITY
1999 BUDGET BY CATEGORY

AREA	0630	SYSTEM SAFETY & ENVIRONMENTAL AFFAIRS		ROLLS UP TO AREA 0090			
		1997 ACTUAL	1998 BUDGET	1998 ACTUAL 1 - 5	1998 FORECAST 6 -12	1998 TOTAL	1999 BUDGET
POSITIONS							
FULL TIME PERM		18	23	-	12	12	23
PART TIME		-	-	-	-	-	-
FULL TIME TEMP		-	-	-	-	-	-
STO POSITIONS		-	-	-	-	-	-
TOTAL POSITIONS		18	23	-	12	12	23
HOURS							
OPERATING HOURS		29,253	42,688	9,320	12,317	21,637	41,921
NON-OPERATING HOURS		-	-	-	-	-	-
TOTAL HOURS		29,253	42,688	9,320	12,317	21,637	41,921
OPERATING EXPENSE							
LABOR		1,010,355	1,498,535	328,138	435,661	763,799	1,507,824
MATERIAL		11,699	16,620	6,023	8,410	14,433	17,233
FUEL - REVENUE EQUIPMENT		-	-	-	-	-	-
ELECTRIC POWER - REV EQUIPMENT		-	-	-	-	-	-
PROV FOR INJURIES AND DAMAGES		-	-	-	-	-	-
PURCHASE OF SECURITY SERVICES		-	-	-	-	-	-
PURCHASE OF PARATRANSIT SVCS		-	-	-	-	-	-
OTHER:							
UTILITIES		-	-	-	-	-	-
MAINTENANCE & REPAIR		-	100	91	100	191	-
ADVERTISING & PROMOTION		-	-	-	-	-	-
CONTRACTUAL SERVICES		29,381	30,626	32,314	1,419	33,733	78,600
PROV FOR PASSENGER SECURITY		-	-	-	-	-	-
LEASES & RENTALS		-	3,398	-	3,398	3,398	3,054
TRAVEL, TRAINING, SEMINARS & DUES		6,467	13,140	1,139	10,681	11,820	10,161
WARRANTY AND OTHER CREDITS		-	-	-	-	-	-
GENERAL EXPENSES		19,356	21,885	4,688	5,489	10,177	26,551
TOTAL OPERATING EXPENSE		1,077,258	1,584,304	372,393	465,158	837,551	1,643,423
NON-OPERATING EXPENSE							
LABOR		-	-	-	-	-	-
MATERIAL		-	-	-	-	-	-
OTHER SERVICES		500	-	-	-	-	-
TOTAL NON-OPERATING EXPENSE		500	-	-	-	-	-

TRANSIT OPERATIONS
SAFETY, SECURITY, & TRAINING
COMMUNICATION/POWER CONTROL

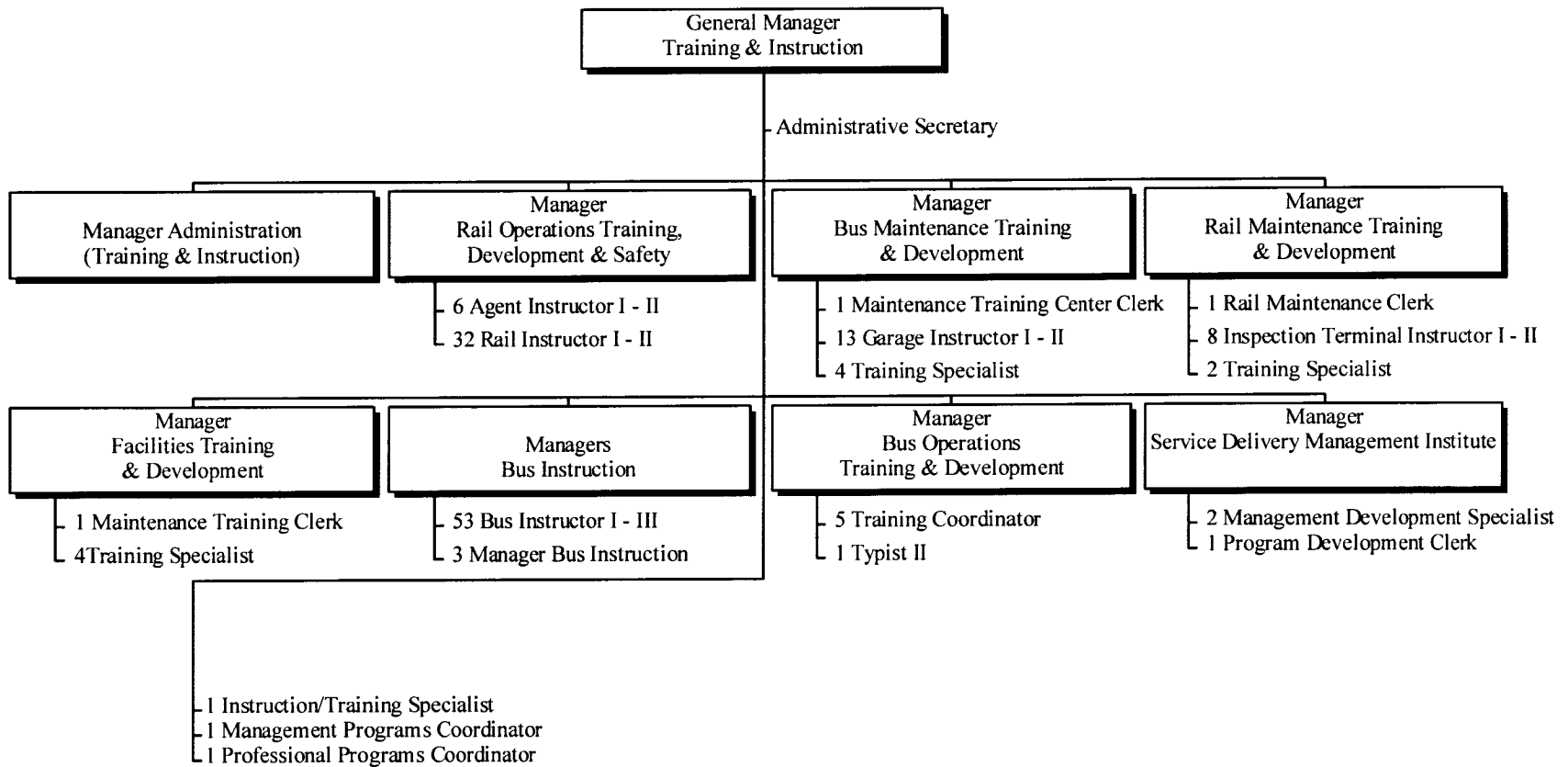


80 Total Positions

CHICAGO TRANSIT AUTHORITY
1999 BUDGET BY CATEGORY

AREA	0115	COMMUNICATIONS POWER/CONTROL	ROLLS UP TO AREA 0090				1998 TOTAL	1999 BUDGET
			1997 ACTUAL	1998 BUDGET	1998 ACTUAL 1 - 5	1998 FORECAST 6 -12		
POSITIONS								
FULL TIME PERM			78	78	-	64	64	80
PART TIME			-	-	-	-	-	-
FULL TIME TEMP			-	-	-	-	-	-
STO POSITIONS			-	-	-	-	-	-
TOTAL POSITIONS			78	78	-	64	64	80
HOURS								
OPERATING HOURS			164,160	162,240	73,126	117,300	190,426	166,328
NON-OPERATING HOURS			-	-	-	-	-	-
TOTAL HOURS			164,160	162,240	73,126	117,300	190,426	166,328
OPERATING EXPENSE								
LABOR			5,328,456	5,604,714	2,391,172	3,595,713	5,986,885	5,875,576
MATERIAL			34,768	17,105	4,525	6,574	11,099	30,159
FUEL - REVENUE EQUIPMENT			-	-	-	-	-	-
ELECTRIC POWER - REV EQUIPMENT			-	-	-	-	-	-
PROV FOR INJURIES AND DAMAGES			-	-	-	-	-	-
PURCHASE OF SECURITY SERVICES			-	-	-	-	-	-
PURCHASE OF PARATRANSIT SVCS			-	-	-	-	-	-
OTHER:								
UTILITIES			-	-	-	-	-	-
MAINTENANCE & REPAIR			8,130	897	-	104,597	104,597	3,305
ADVERTISING & PROMOTION			-	-	-	-	-	-
CONTRACTUAL SERVICES			1,800	4,320	540	4,557	5,097	7,812
PROV FOR PASSENGER SECURITY			-	-	-	-	-	-
LEASES & RENTALS			272,377	190,000	93,882	178,080	271,962	272,000
TRAVEL, TRAINING, SEMINARS & DUES			-	251	-	-	-	-
WARRANTY AND OTHER CREDITS			-	-	-	-	-	-
GENERAL EXPENSES			846	734	-	734	734	588
TOTAL OPERATING EXPENSE			5,646,377	5,818,021	2,490,119	3,890,255	6,380,374	6,189,440
NON-OPERATING EXPENSE								
LABOR			-	-	-	-	-	-
MATERIAL			-	-	-	-	-	-
OTHER SERVICES			555	-	612	-	612	-
TOTAL NON-OPERATING EXPENSE			555	-	612	-	612	-

TRANSIT OPERATIONS SAFETY, SECURITY, & TRAINING TRAINING & INSTRUCTION



150 Total Positions

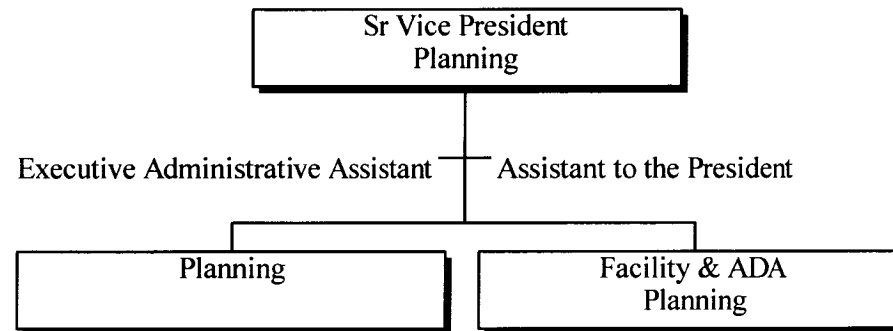
CHICAGO TRANSIT AUTHORITY
1999 BUDGET BY CATEGORY

AREA	0180	TRAINING AND INSTRUCTION	ROLLS UP TO AREA 0090				1999 BUDGET	
			1997 ACTUAL	1998 BUDGET	1998 ACTUAL 1 - 5	1998 FORECAST 6 -12		1998 TOTAL
POSITIONS								
FULL TIME PERM			146	147	-	130	130	150
PART TIME			-	-	-	-	-	-
FULL TIME TEMP			-	-	-	-	-	-
STO POSITIONS			-	-	-	-	-	-
TOTAL POSITIONS			146	147	-	130	130	150
HOURS								
OPERATING HOURS			253,108	270,976	93,393	134,301	227,694	273,284
NON-OPERATING HOURS			-	-	-	-	-	-
TOTAL HOURS			253,108	270,976	93,393	134,301	227,694	273,284
OPERATING EXPENSE								
LABOR			7,900,838	8,702,393	2,982,815	4,345,725	7,328,540	9,099,077
MATERIAL			120,286	134,655	89,415	75,916	165,331	120,181
FUEL - REVENUE EQUIPMENT			-	-	-	-	-	-
ELECTRIC POWER - REV EQUIPMENT			-	-	-	-	-	-
PROV FOR INJURIES AND DAMAGES			-	-	-	-	-	-
PURCHASE OF SECURITY SERVICES			-	-	-	-	-	-
PURCHASE OF PARATRANSIT SVCS			-	-	-	-	-	-
OTHER:								
UTILITIES			-	-	-	-	-	-
MAINTENANCE & REPAIR			973	3,000	408	1,404	1,812	1,627
ADVERTISING & PROMOTION			-	-	-	-	-	-
CONTRACTUAL SERVICES			57	1,500	204	-	204	-
PROV FOR PASSENGER SECURITY			-	-	-	-	-	-
LEASES & RENTALS			2,587	3,613	-	3,613	3,613	3,000
TRAVEL, TRAINING, SEMINARS & DUES			80,074	32,782	38,581	10,787	49,368	60,799
WARRANTY AND OTHER CREDITS			-	-	-	-	-	-
GENERAL EXPENSES			8,387	12,273	5,064	7,364	12,428	13,712
TOTAL OPERATING EXPENSE			8,113,202	8,890,216	3,116,487	4,444,809	7,561,296	9,298,396
NON-OPERATING EXPENSE								
LABOR			-	-	-	-	-	-
MATERIAL			-	-	-	-	-	-
OTHER SERVICES			1,083,108	-	191,138	-	191,138	1,000,000
TOTAL NON-OPERATING EXPENSE			1,083,108	-	191,138	-	191,138	1,000,000

CHICAGO TRANSIT AUTHORITY
1999 BUDGET BY CATEGORY

AREA	0004	PLANINING	ROLLS UP TO AREA 0100				1999 BUDGET	
			1997 ACTUAL	1998 BUDGET	1998 ACTUAL 1 - 5	1998 FORECAST 6 -12		1998 TOTAL
POSITIONS								
FULL TIME PERM			82	76	-	63	63	75
PART TIME			-	-	-	5	5	-
FULL TIME TEMP			-	-	-	3	3	-
STO POSITIONS			-	-	-	-	-	-
TOTAL POSITIONS			82	76	-	71	71	75
HOURS								
OPERATING HOURS			183,667	142,572	60,585	72,169	132,754	133,446
NON-OPERATING HOURS			3,321	2,500	496	2,240	2,736	3,504
TOTAL HOURS			186,988	145,072	61,081	74,409	135,490	136,950
OPERATING EXPENSE								
LABOR			5,846,636	4,756,648	1,999,199	2,283,410	4,282,609	4,558,513
MATERIAL			38,419	33,834	7,245	11,248	18,493	15,842
FUEL - REVENUE EQUIPMENT			-	-	-	-	-	-
ELECTRIC POWER - REV EQUIPMENT			-	-	-	-	-	-
PROV FOR INJURIES AND DAMAGES			-	-	-	-	-	-
PURCHASE OF SECURITY SERVICES			-	-	-	-	-	-
PURCHASE OF PARATRANSIT SVCS			-	-	-	-	-	-
OTHER:								
UTILITIES			-	-	-	-	-	-
MAINTENANCE & REPAIR			66,427	79,213	2,303	45,822	48,125	47,723
ADVERTISING & PROMOTION			79,943	10,711	-	5,000	5,000	5,000
CONTRACTUAL SERVICES			73,399	647	16,905	50,114	67,019	50,012
PROV FOR PASSENGER SECURITY			-	-	-	-	-	-
LEASES & RENTALS			210	-	-	-	-	-
TRAVEL, TRAINING, SEMINARS & DUES			14,573	10,793	6,333	12,335	18,668	15,145
WARRANTY AND OTHER CREDITS			-	-	-	-	-	-
GENERAL EXPENSES			72,479	46,814	11,730	36,826	48,556	31,139
TOTAL OPERATING EXPENSE			6,192,086	4,938,660	2,043,715	2,444,755	4,488,470	4,723,374
NON-OPERATING EXPENSE								
LABOR			86,161	28,413	16,573	74,162	90,735	118,624
MATERIAL			5,250	-	-	-	-	692,000
OTHER SERVICES			687,562	-	10,245	-	10,245	504,000
TOTAL NON-OPERATING EXPENSE			778,973	28,413	26,818	74,162	100,980	1,314,624

TRANSIT OPERATIONS
PLANNING
SR VICE PRESIDENT

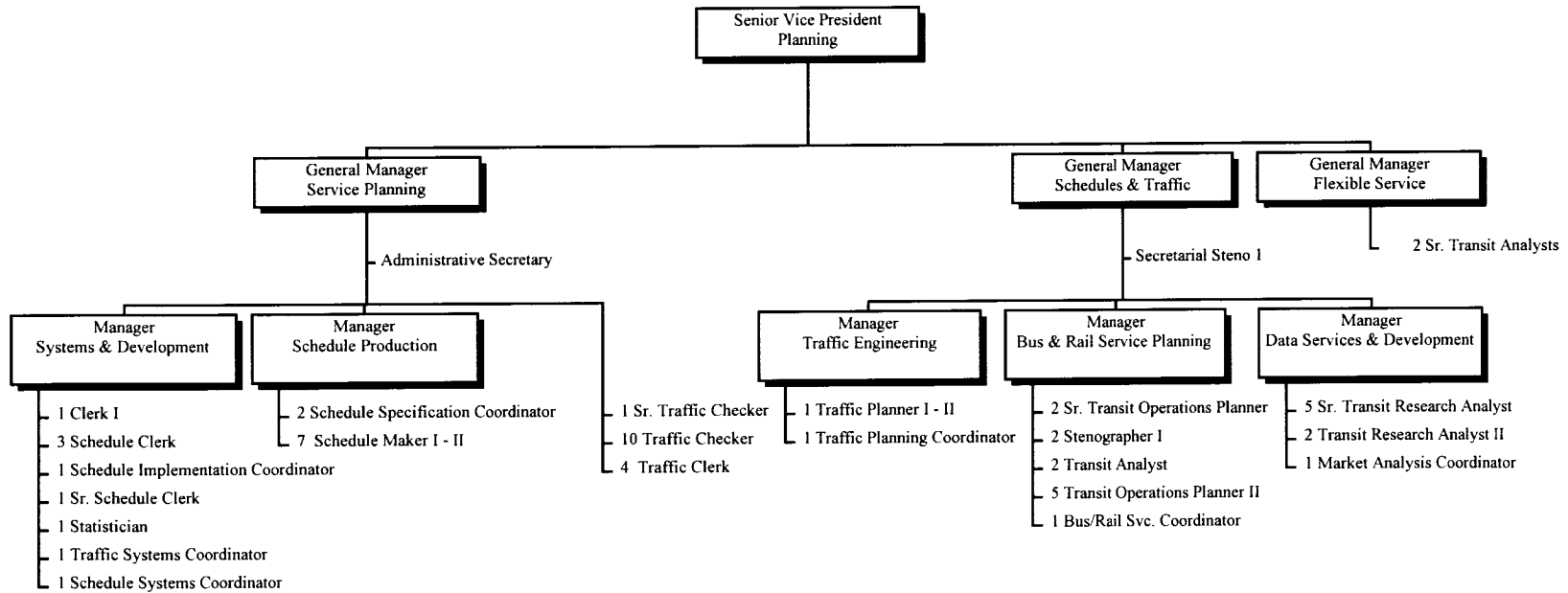


3 Total Positions

CHICAGO TRANSIT AUTHORITY
1999 BUDGET BY CATEGORY

AREA	0008	PLANNING SR VP	ROLLS UP TO AREA 0004				1999 BUDGET
			1997 ACTUAL	1998 BUDGET	1998 ACTUAL 1 - 5	1998 FORECAST 6 -12	
POSITIONS							
FULL TIME PERM			4	3	-	3	3
PART TIME			-	-	-	-	-
FULL TIME TEMP			-	-	-	-	-
STO POSITIONS			-	-	-	-	-
TOTAL POSITIONS			4	3	-	3	3
HOURS							
OPERATING HOURS			8,304	5,568	6,028	3,233	9,261
NON-OPERATING HOURS			-	-	-	-	-
TOTAL HOURS			8,304	5,568	6,028	3,233	9,261
OPERATING EXPENSE							
LABOR			297,521	276,004	214,075	156,586	370,661
MATERIAL			2,817	5,708	35	571	606
FUEL - REVENUE EQUIPMENT			-	-	-	-	-
ELECTRIC POWER - REV EQUIPMENT			-	-	-	-	-
PROV FOR INJURIES AND DAMAGES			-	-	-	-	-
PURCHASE OF SECURITY SERVICES			-	-	-	-	-
PURCHASE OF PARATRANSIT SVCS			-	-	-	-	-
OTHER:							
UTILITIES			-	-	-	-	-
MAINTENANCE & REPAIR			-	-	-	-	-
ADVERTISING & PROMOTION			75,480	-	-	-	-
CONTRACTUAL SERVICES			55,782	-	14,847	50,000	64,847
PROV FOR PASSENGER SECURITY			-	-	-	-	-
LEASES & RENTALS			-	-	-	-	-
TRAVEL, TRAINING, SEMINARS & DUES			1,456	4,000	2,719	4,581	7,300
WARRANTY AND OTHER CREDITS			-	-	-	-	-
GENERAL EXPENSES			912	-	445	445	890
TOTAL OPERATING EXPENSE			433,968	285,712	232,121	212,183	444,304
NON-OPERATING EXPENSE							
LABOR			-	-	-	-	-
MATERIAL			-	-	-	-	-
OTHER SERVICES			1,308	-	-	-	-
TOTAL NON-OPERATING EXPENSE			1,308	-	-	-	-

TRANSIT OPERATIONS PLANNING PLANNING

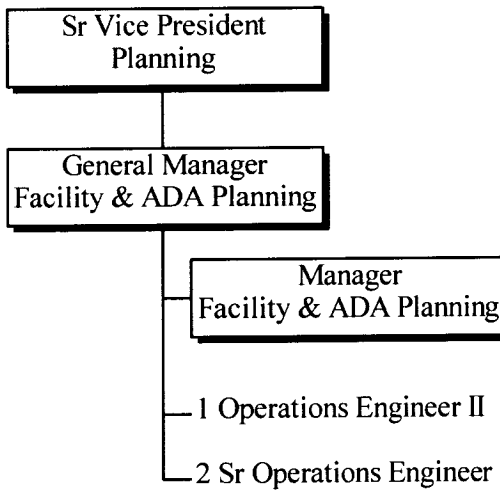


67 Total Positions

CHICAGO TRANSIT AUTHORITY
1999 BUDGET BY CATEGORY

AREA	0590	PLANNING	ROLLS UP TO AREA 0004				1999 BUDGET	
			1997 ACTUAL	1998 BUDGET	1998 ACTUAL 1 - 5	1998 FORECAST 6 -12		1998 TOTAL
POSITIONS								
FULL TIME PERM			73	68	-	56	56	67
PART TIME			-	-	-	5	5	-
FULL TIME TEMP			-	-	-	3	3	-
STO POSITIONS			-	-	-	-	-	-
TOTAL POSITIONS			73	68	-	64	64	67
HOURS								
OPERATING HOURS			168,826	127,724	50,912	64,700	115,612	118,648
NON-OPERATING HOURS			1,886	2,500	252	2,240	2,492	3,504
TOTAL HOURS			170,712	130,224	51,164	66,940	118,104	122,152
OPERATING EXPENSE								
LABOR			5,343,616	4,176,297	1,667,257	1,988,604	3,655,861	3,944,356
MATERIAL			33,467	27,748	7,210	10,216	17,426	14,470
FUEL - REVENUE EQUIPMENT			-	-	-	-	-	-
ELECTRIC POWER - REV EQUIPMENT			-	-	-	-	-	-
PROV FOR INJURIES AND DAMAGES			-	-	-	-	-	-
PURCHASE OF SECURITY SERVICES			-	-	-	-	-	-
PURCHASE OF PARATRANSIT SVCS			-	-	-	-	-	-
OTHER:								
UTILITIES			-	-	-	-	-	-
MAINTENANCE & REPAIR			66,427	79,213	2,303	45,822	48,125	47,723
ADVERTISING & PROMOTION			4,463	10,711	-	5,000	5,000	5,000
CONTRACTUAL SERVICES			17,581	614	2,057	81	2,138	-
PROV FOR PASSENGER SECURITY			-	-	-	-	-	-
LEASES & RENTALS			210	-	-	-	-	-
TRAVEL, TRAINING, SEMINARS & DUES			12,942	6,432	1,924	7,754	9,678	9,647
WARRANTY AND OTHER CREDITS			-	-	-	-	-	-
GENERAL EXPENSES			71,026	46,387	11,155	36,083	47,238	29,854
TOTAL OPERATING EXPENSE			5,549,732	4,347,402	1,691,906	2,093,560	3,785,466	4,051,050
NON-OPERATING EXPENSE								
LABOR			48,545	28,413	7,957	74,162	82,119	118,624
MATERIAL			5,250	-	-	-	-	692,000
OTHER SERVICES			686,254	-	10,245	-	10,245	504,000
TOTAL NON-OPERATING EXPENSE			740,049	28,413	18,202	74,162	92,364	1,314,624

TRANSIT OPERATIONS
PLANNING
FACILITY & ADA PLANNING



5 Total Positions

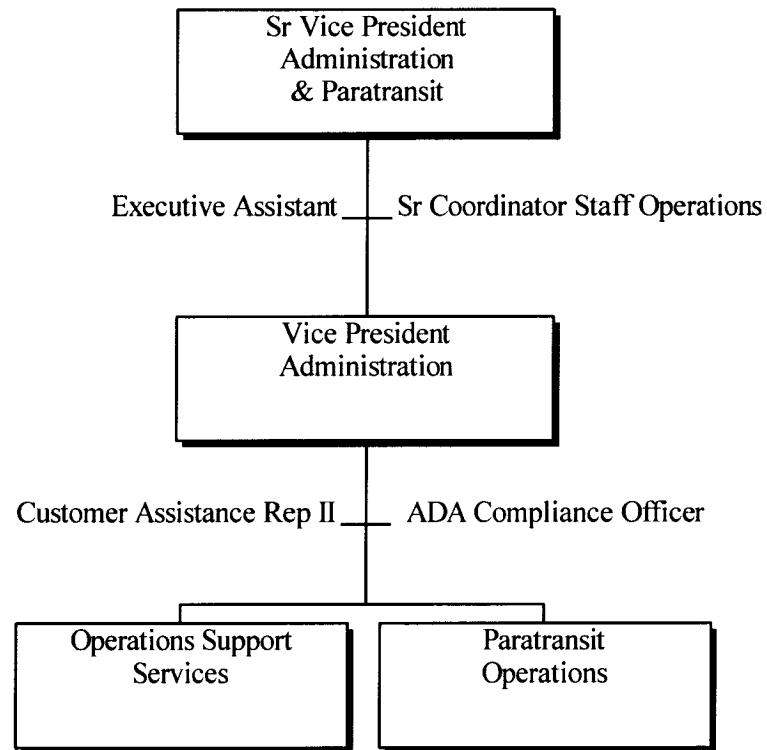
CHICAGO TRANSIT AUTHORITY
1999 BUDGET BY CATEGORY

AREA	0988	FACILITY & ADA PLANING	ROLLS UP TO AREA 0004				1999 BUDGET	
			1997 ACTUAL	1998 BUDGET	1998 ACTUAL 1 - 5	1998 FORECAST 6 -12		1998 TOTAL
POSITIONS								
FULL TIME PERM			5	5	-	4	4	5
PART TIME			-	-	-	-	-	-
FULL TIME TEMP			-	-	-	-	-	-
STO POSITIONS			-	-	-	-	-	-
TOTAL POSITIONS			5	5	-	4	4	5
HOURS								
OPERATING HOURS			6,537	9,280	3,645	4,236	7,881	9,200
NON-OPERATING HOURS			1,435	-	243	-	243	-
TOTAL HOURS			7,972	9,280	3,888	4,236	8,124	9,200
OPERATING EXPENSE								
LABOR			205,499	304,347	117,866	138,221	256,087	334,857
MATERIAL			2,136	378	-	461	461	801
FUEL - REVENUE EQUIPMENT			-	-	-	-	-	-
ELECTRIC POWER - REV EQUIPMENT			-	-	-	-	-	-
PROV FOR INJURIES AND DAMAGES			-	-	-	-	-	-
PURCHASE OF SECURITY SERVICES			-	-	-	-	-	-
PURCHASE OF PARATRANSIT SVCS			-	-	-	-	-	-
OTHER:								
UTILITIES			-	-	-	-	-	-
MAINTENANCE & REPAIR			-	-	-	-	-	-
ADVERTISING & PROMOTION			-	-	-	-	-	-
CONTRACTUAL SERVICES			37	33	-	33	33	12
PROV FOR PASSENGER SECURITY			-	-	-	-	-	-
LEASES & RENTALS			-	-	-	-	-	-
TRAVEL, TRAINING, SEMINARS & DUES			175	361	1,690	-	1,690	497
WARRANTY AND OTHER CREDITS			-	-	-	-	-	-
GENERAL EXPENSES			541	427	130	297	427	180
TOTAL OPERATING EXPENSE			208,388	305,546	119,686	139,012	258,698	336,347
NON-OPERATING EXPENSE								
LABOR			37,617	-	8,616	-	8,616	-
MATERIAL			-	-	-	-	-	-
OTHER SERVICES			-	-	-	-	-	-
TOTAL NON-OPERATING EXPENSE			37,617	-	8,616	-	8,616	-

CHICAGO TRANSIT AUTHORITY
1999 BUDGET BY CATEGORY

AREA	0110	ADMINISTRATION & PARATRANSIT		ROLLS UP TO AREA 0100			
		1997 ACTUAL	1998 BUDGET	1998 ACTUAL 1 - 5	1998 FORECAST 6 -12	1998 TOTAL	1999 BUDGET
POSITIONS							
FULL TIME PERM		58	37	-	42	42	39
PART TIME		-	-	-	-	-	-
FULL TIME TEMP		-	-	-	-	-	-
STO POSITIONS		-	-	-	-	-	-
TOTAL POSITIONS		58	37	-	42	42	39
HOURS							
OPERATING HOURS		97,491	68,804	32,172	43,897	76,069	71,396
NON-OPERATING HOURS		102	-	-	-	-	-
TOTAL HOURS		97,593	68,804	32,172	43,897	76,069	71,396
OPERATING EXPENSE							
LABOR		3,136,914	2,224,317	995,635	1,396,477	2,392,112	2,401,264
MATERIAL		33,632	31,013	14,536	18,191	32,727	27,169
FUEL - REVENUE EQUIPMENT		-	-	-	-	-	-
ELECTRIC POWER - REV EQUIPMENT		-	-	-	-	-	-
PROV FOR INJURIES AND DAMAGES		-	-	-	-	-	-
PURCHASE OF SECURITY SERVICES		-	-	-	-	-	-
PURCHASE OF PARATRANSIT SVCS		26,072,496	26,400,000	11,045,776	15,481,463	26,527,239	27,060,000
OTHER:							
UTILITIES		1,156	10,000	-	10,000	10,000	5,434
MAINTENANCE & REPAIR		-	-	-	-	-	-
ADVERTISING & PROMOTION		-	-	-	-	-	-
CONTRACTUAL SERVICES		21,476	25,100	6,957	15,479	22,436	24,272
PROV FOR PASSENGER SECURITY		-	-	-	-	-	-
LEASES & RENTALS		-	800	-	-	-	-
TRAVEL, TRAINING, SEMINARS & DUES		4,110	15,032	4,133	6,000	10,133	2,535
WARRANTY AND OTHER CREDITS		(4,487)	-	-	-	-	-
GENERAL EXPENSES		9,070	113,635	20,660	92,326	112,986	12,371
TOTAL OPERATING EXPENSE		29,274,367	28,819,897	12,087,697	17,019,936	29,107,633	29,533,045
NON-OPERATING EXPENSE							
LABOR		3,644	-	-	-	-	-
MATERIAL		-	-	-	-	-	-
OTHER SERVICES		29,963	-	-	-	-	40,000
TOTAL NON-OPERATING EXPENSE		33,607	-	-	-	-	40,000

**TRANSIT OPERATIONS
ADMINISTRATION & PARATRANSIT
SR VICE PRESIDENT**

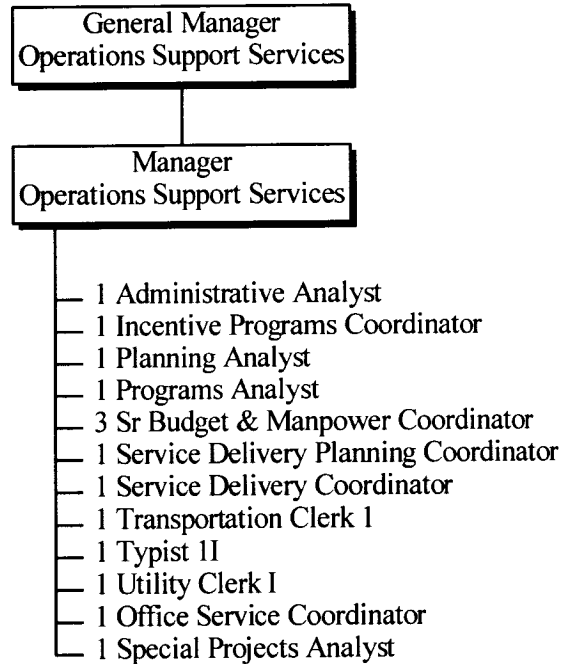


6 Total Positions

CHICAGO TRANSIT AUTHORITY
1999 BUDGET BY CATEGORY

AREA	0112	ADMINISTRATION & PARATRANSIT SR VP		ROLLS UP TO AREA 0110			
		1997 ACTUAL	1998 BUDGET	1998 ACTUAL 1 - 5	1998 FORECAST 6 -12	1998 TOTAL	1999 BUDGET
POSITIONS							
FULL TIME PERM		17	5	-	11	11	6
PART TIME		-	-	-	-	-	-
FULL TIME TEMP		-	-	-	-	-	-
STO POSITIONS		-	-	-	-	-	-
TOTAL POSITIONS		17	5	-	11	11	6
HOURS							
OPERATING HOURS		28,596	9,412	9,308	11,707	21,015	11,479
NON-OPERATING HOURS		-	-	-	-	-	-
TOTAL HOURS		28,596	9,412	9,308	11,707	21,015	11,479
OPERATING EXPENSE							
LABOR		1,043,245	458,452	336,163	445,424	781,587	555,985
MATERIAL		2,957	3,112	1,758	328	2,086	328
FUEL - REVENUE EQUIPMENT		-	-	-	-	-	-
ELECTRIC POWER - REV EQUIPMENT		-	-	-	-	-	-
PROV FOR INJURIES AND DAMAGES		-	-	-	-	-	-
PURCHASE OF SECURITY SERVICES		-	-	-	-	-	-
PURCHASE OF PARATRANSIT SVCS		-	-	-	-	-	-
OTHER:							
UTILITIES		-	-	-	-	-	-
MAINTENANCE & REPAIR		-	-	-	-	-	-
ADVERTISING & PROMOTION		-	-	-	-	-	-
CONTRACTUAL SERVICES		-	-	-	-	-	-
PROV FOR PASSENGER SECURITY		-	-	-	-	-	-
LEASES & RENTALS		-	800	-	-	-	-
TRAVEL, TRAINING, SEMINARS & DUES		1,517	15,032	4,133	6,000	10,133	2,535
WARRANTY AND OTHER CREDITS		-	-	-	-	-	-
GENERAL EXPENSES		8,168	111,110	20,460	90,976	111,436	10,750
TOTAL OPERATING EXPENSE		1,055,887	588,506	362,514	542,728	905,242	569,598
NON-OPERATING EXPENSE							
LABOR		-	-	-	-	-	-
MATERIAL		-	-	-	-	-	-
OTHER SERVICES		584	-	-	-	-	-
TOTAL NON-OPERATING EXPENSE		584	-	-	-	-	-

TRANSIT OPERATIONS
ADMINISTRATION & PARATRANSIT
OPERATIONS SUPPORT SERVICES

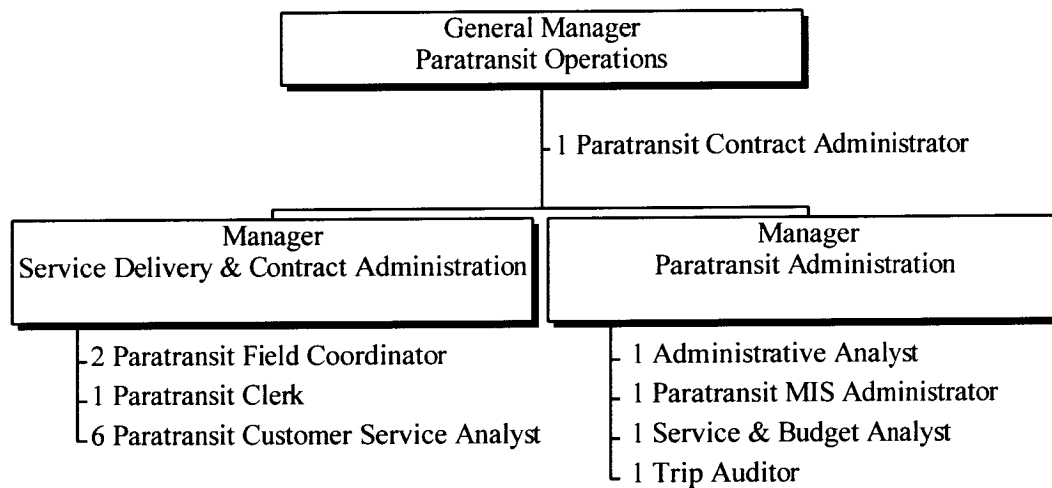


16 Total Positions

CHICAGO TRANSIT AUTHORITY
1999 BUDGET BY CATEGORY

AREA	0190	OPERATIONS SUPPORT SERVICES	ROLLS UP TO AREA 0110				1999 BUDGET	
			1997 ACTUAL	1998 BUDGET	1998 ACTUAL 1 - 5	1998 FORECAST 6 -12		1998 TOTAL
POSITIONS								
FULL TIME PERM			24	15	-	15	15	16
PART TIME			-	-	-	-	-	-
FULL TIME TEMP			-	-	-	-	-	-
STO POSITIONS			-	-	-	-	-	-
TOTAL POSITIONS			24	15	-	15	15	16
HOURS								
OPERATING HOURS			39,088	27,840	11,852	15,549	27,401	28,997
NON-OPERATING HOURS			-	-	-	-	-	-
TOTAL HOURS			39,088	27,840	11,852	15,549	27,401	28,997
OPERATING EXPENSE								
LABOR			1,228,743	850,698	335,434	455,847	791,281	903,631
MATERIAL			9,208	6,975	2,917	5,438	8,355	6,840
FUEL - REVENUE EQUIPMENT			-	-	-	-	-	-
ELECTRIC POWER - REV EQUIPMENT			-	-	-	-	-	-
PROV FOR INJURIES AND DAMAGES			-	-	-	-	-	-
PURCHASE OF SECURITY SERVICES			-	-	-	-	-	-
PURCHASE OF PARATRANSIT SVCS			-	-	-	-	-	-
OTHER:								
UTILITIES			-	-	-	-	-	-
MAINTENANCE & REPAIR			-	-	-	-	-	-
ADVERTISING & PROMOTION			-	-	-	-	-	-
CONTRACTUAL SERVICES			132	-	272	479	751	502
PROV FOR PASSENGER SECURITY			-	-	-	-	-	-
LEASES & RENTALS			-	-	-	-	-	-
TRAVEL, TRAINING, SEMINARS & DUES			24	-	-	-	-	-
WARRANTY AND OTHER CREDITS			-	-	-	-	-	-
GENERAL EXPENSES			539	1,075	-	1,000	1,000	1,000
TOTAL OPERATING EXPENSE			1,238,646	858,748	338,623	462,764	801,387	911,973
NON-OPERATING EXPENSE								
LABOR			-	-	-	-	-	-
MATERIAL			-	-	-	-	-	-
OTHER SERVICES			28,428	-	-	-	-	-
TOTAL NON-OPERATING EXPENSE			28,428	-	-	-	-	-

**TRANSIT OPERATIONS
ADMINISTRATION & PARATRANSIT
PARATRANSIT OPERATIONS**



17 Total Positions

CHICAGO TRANSIT AUTHORITY
1999 BUDGET BY CATEGORY

AREA	0384	PARATRANSIT OPERATIONS	ROLLS UP TO AREA 0110				1999 BUDGET	
			1997 ACTUAL	1998 BUDGET	1998 ACTUAL 1 - 5	1998 FORECAST 6 -12		1998 TOTAL
POSITIONS								
FULL TIME PERM			17	17	-	16	16	17
PART TIME			-	-	-	-	-	-
FULL TIME TEMP			-	-	-	-	-	-
STO POSITIONS			-	-	-	-	-	-
TOTAL POSITIONS			17	17	-	16	16	17
HOURS								
OPERATING HOURS			29,807	31,552	11,012	16,642	27,654	30,920
NON-OPERATING HOURS			102	-	-	-	-	-
TOTAL HOURS			29,909	31,552	11,012	16,642	27,654	30,920
OPERATING EXPENSE								
LABOR			864,926	915,167	324,038	495,206	819,244	941,648
MATERIAL			21,467	20,926	9,862	12,424	22,286	20,001
FUEL - REVENUE EQUIPMENT			-	-	-	-	-	-
ELECTRIC POWER - REV EQUIPMENT			-	-	-	-	-	-
PROV FOR INJURIES AND DAMAGES			-	-	-	-	-	-
PURCHASE OF SECURITY SERVICES			-	-	-	-	-	-
PURCHASE OF PARATRANSIT SVCS			26,072,496	26,400,000	11,045,776	15,481,463	26,527,239	27,060,000
OTHER:								
UTILITIES			1,156	10,000	-	10,000	10,000	5,434
MAINTENANCE & REPAIR			-	-	-	-	-	-
ADVERTISING & PROMOTION			-	-	-	-	-	-
CONTRACTUAL SERVICES			21,343	25,100	6,685	15,000	21,685	23,769
PROV FOR PASSENGER SECURITY			-	-	-	-	-	-
LEASES & RENTALS			-	-	-	-	-	-
TRAVEL, TRAINING, SEMINARS & DUES			2,568	-	-	-	-	-
WARRANTY AND OTHER CREDITS			(4,487)	-	-	-	-	-
GENERAL EXPENSES			364	1,450	200	350	550	621
TOTAL OPERATING EXPENSE			26,979,833	27,372,643	11,386,561	16,014,443	27,401,004	28,051,473
NON-OPERATING EXPENSE								
LABOR			3,644	-	-	-	-	-
MATERIAL			-	-	-	-	-	-
OTHER SERVICES			951	-	-	-	-	40,000
TOTAL NON-OPERATING EXPENSE			4,595	-	-	-	-	40,000

CUSTOMER SERVICE, FACILITIES & DEVELOPMENT

The Customer Service, Facilities & Development Division is responsible for the acquisition and maintenance of all CTA facilities. This Division also operates the customer service hot-line (1-888-Your-CTA).

CUSTOMER SERVICE

CUSTOMER SERVICE

Enhance the value of all aspects of the Authority's Customer Service operation by: 1) maintaining customer service hot-line; 2) enhancing top management decision making process by providing accurate and timely customer information; 3) increasing the level of customer satisfaction through the effective use of research tools; 4) forging business relationships.

REAL ESTATE & COMMUNITY DEVELOPMENT

REAL ESTATE & COMMUNITY DEVELOPMENT

Negotiate leases, easements, and right of entry agreements for the use of property and provide real estate services necessary to acquire property for CTA operations.

ENGINEERING & CONSTRUCTION

ENGINEERING & CONSTRUCTION

Provide design services and develop capital projects that will rehabilitate CTA's aging infrastructure and extend its useful life at a reasonable cost. Assist outside agencies making transit improvements that benefit CTA.

MAINTENANCE

SYSTEM MAINTENANCE SUPPORT

Provide for the maintenance and repair of all non-revenue vehicles. Provide vehicle and equipment operators in support of all Construction and Maintenance Group activities. Maintain and repair all communication equipment including telephones, radios, public address systems and CCTV security systems. Provide mechanical and electrical technical support and administrator support to the Maintenance Group.

POWER & WAY MAINTENANCE

Provide appropriate preventative maintenance and repair to maintain the integrity of all structure, track, signal and power conversion and distribution systems. Complete renewal of all structure, track, signal and power distribution systems in a timely and cost effective manner. Maintain equipment within all applicable government and equipment manufacturer specifications.

RAIL STATION APPEARANCE

Provide clean and safe rail customer facilities. Maintain elevators and escalators at all properties.

FACILITY MAINTENANCE

Maintain all CTA facilities. Maintain the water, storm, sewer and pollution control systems and install all signs.

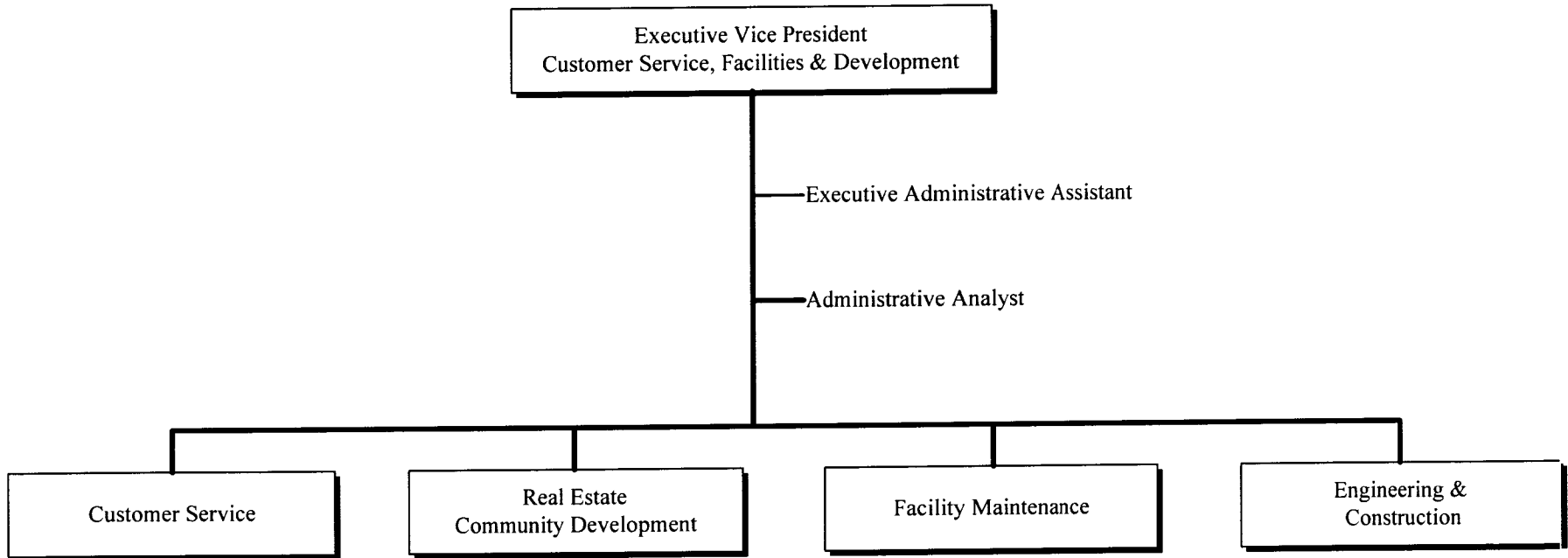
MOTIVATED

We will meet each
task with spirit
enthusiasm
and a sense
of pride to be
second to none.

CHICAGO TRANSIT AUTHORITY
1999 BUDGET BY CATEGORY

AREA	0503	CUST SVC, FACILITIES & DEVL P	ROLLS UP TO AREA 0001				1999 BUDGET	
			1997 ACTUAL	1998 BUDGET	1998 ACTUAL 1 - 5	1998 FORECAST 6 -12		1998 TOTAL
POSITIONS								
FULL TIME PERM			1,518	1,447	-	1,392	1,392	1,444
PART TIME			-	-	-	1	1	-
FULL TIME TEMP			63	63	-	92	92	73
STO POSITIONS			-	-	-	-	-	-
TOTAL POSITIONS			1,581	1,510	-	1,485	1,485	1,517
HOURS								
OPERATING HOURS			2,474,689	2,396,097	1,050,735	1,423,695	2,474,430	2,453,241
NON-OPERATING HOURS			557,668	492,291	204,968	195,703	400,671	489,630
TOTAL HOURS			3,032,357	2,888,388	1,255,703	1,619,398	2,875,101	2,942,871
OPERATING EXPENSE								
LABOR			72,262,047	71,562,214	30,894,199	42,577,416	73,471,615	73,999,113
MATERIAL			9,970,379	11,279,223	4,456,873	7,179,740	11,636,613	10,141,081
FUEL - REVENUE EQUIPMENT			-	-	-	-	-	-
ELECTRIC POWER - REV EQUIPMENT			23,586,629	24,700,000	8,646,869	12,092,139	20,739,008	21,695,056
PROV FOR INJURIES AND DAMAGES			-	-	-	-	-	-
PURCHASE OF SECURITY SERVICES			-	-	-	-	-	-
PURCHASE OF PARATRANSIT SVCS			-	-	-	-	-	-
OTHER:								
UTILITIES			17,483,322	16,600,000	7,991,730	8,145,864	16,137,594	16,579,795
MAINTENANCE & REPAIR			3,588,452	3,737,052	1,748,490	2,696,134	4,444,624	3,913,607
ADVERTISING & PROMOTION			10,746	18,724	6,387	1,575,624	1,582,011	80,000
CONTRACTUAL SERVICES			380,694	495,579	95,453	483,726	579,179	279,206
PROV FOR PASSENGER SECURITY			-	-	-	-	-	-
LEASES & RENTALS			5,595,731	5,419,535	2,178,242	3,381,595	5,559,837	4,326,409
TRAVEL, TRAINING, SEMINARS & DUES			22,330	50,053	16,476	49,524	66,000	51,686
WARRANTY AND OTHER CREDITS			(19,853)	-	(10,710)	-	(10,710)	-
GENERAL EXPENSES			289,836	301,343	94,700	171,646	266,346	324,616
TOTAL OPERATING EXPENSE			133,170,313	134,163,723	56,118,709	78,353,408	134,472,117	131,390,569
NON-OPERATING EXPENSE								
LABOR			17,092,023	16,791,086	6,614,651	6,267,140	12,881,791	16,329,481
MATERIAL			1,688,989	2,525,000	391,696	502,131	893,827	2,524,254
OTHER SERVICES			81,005,311	27,300,000	19,392,605	12,713,294	32,105,899	299,919
TOTAL NON-OPERATING EXPENSE			99,786,323	46,616,086	26,398,952	19,482,565	45,881,517	19,153,654

CUSTOMER SERVICE, FACILITIES & DEVELOPMENT EXECUTIVE VICE PRESIDENT

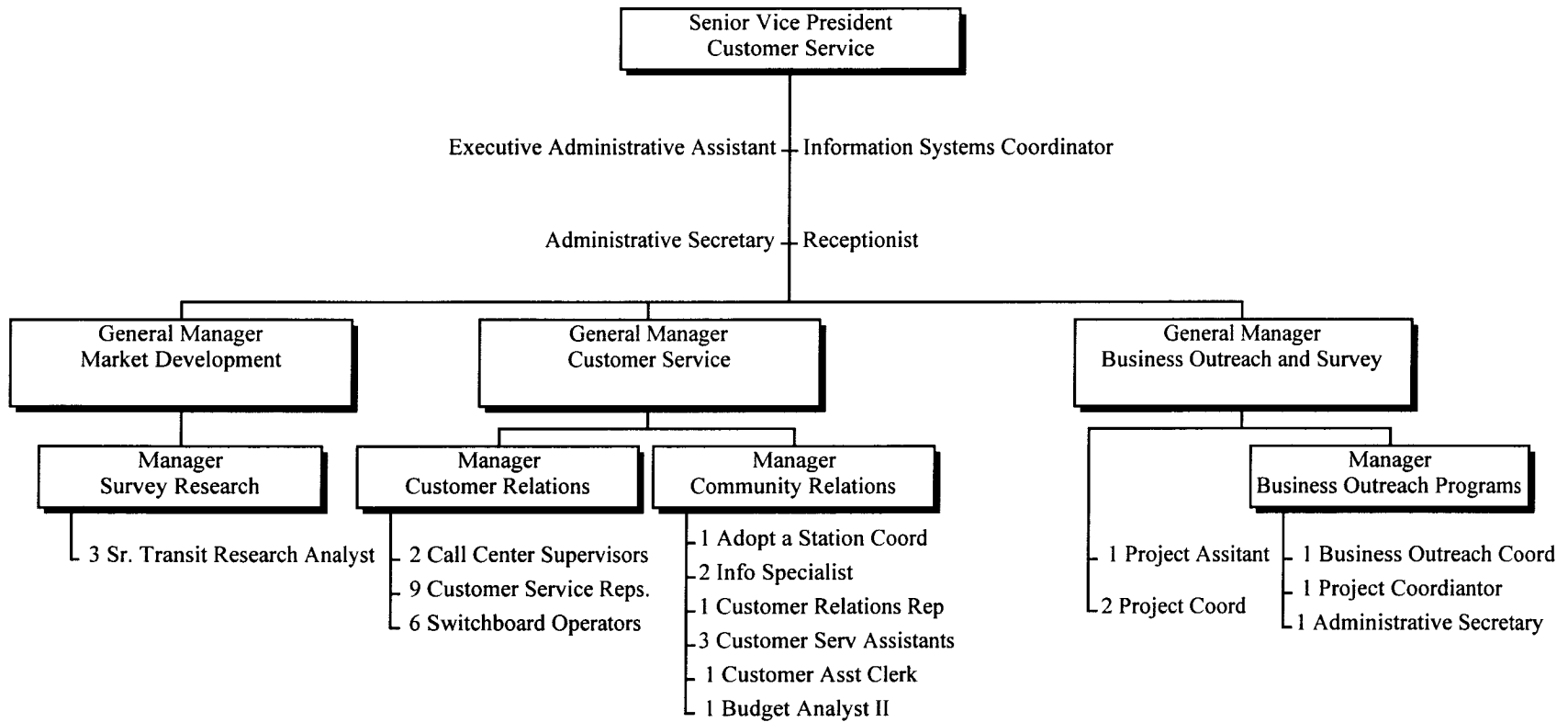


3 Positions

CHICAGO TRANSIT AUTHORITY
1999 BUDGET BY CATEGORY

AREA	0504	CUST SVC, FACILITIES & DEVL P EVP	ROLLS UP TO AREA 0503				1999 BUDGET	
			1997 ACTUAL	1998 BUDGET	1998 ACTUAL 1 - 5	1998 FORECAST 6 -12		1998 TOTAL
POSITIONS								
FULL TIME PERM			2	2	-	3	3	3
PART TIME			-	-	-	-	-	-
FULL TIME TEMP			-	-	-	-	-	-
STO POSITIONS			-	-	-	-	-	-
TOTAL POSITIONS			2	2	-	3	3	3
HOURS								
OPERATING HOURS			4,032	3,904	2,208	3,260	5,468	5,640
NON-OPERATING HOURS			-	-	-	-	-	-
TOTAL HOURS			4,032	3,904	2,208	3,260	5,468	5,640
OPERATING EXPENSE								
LABOR			192,857	211,266	107,224	159,103	266,327	281,736
MATERIAL			3,442	624	3,010	18,525	21,535	2,517
FUEL - REVENUE EQUIPMENT			-	-	-	-	-	-
ELECTRIC POWER - REV EQUIPMENT			-	-	-	-	-	-
PROV FOR INJURIES AND DAMAGES			-	-	-	-	-	-
PURCHASE OF SECURITY SERVICES			-	-	-	-	-	-
PURCHASE OF PARATRANSIT SVCS			-	-	-	-	-	-
OTHER:								
UTILITIES			-	-	-	-	-	-
MAINTENANCE & REPAIR			-	-	-	-	-	-
ADVERTISING & PROMOTION			-	-	-	-	-	-
CONTRACTUAL SERVICES			-	-	-	-	-	-
PROV FOR PASSENGER SECURITY			-	-	-	-	-	-
LEASES & RENTALS			-	-	-	-	-	-
TRAVEL, TRAINING, SEMINARS & DUES			616	2,000	238	1,762	2,000	9,000
WARRANTY AND OTHER CREDITS			-	-	-	-	-	-
GENERAL EXPENSES			57	800	-	800	800	800
TOTAL OPERATING EXPENSE			196,972	214,690	110,472	180,190	290,662	294,053
NON-OPERATING EXPENSE								
LABOR			-	-	-	-	-	-
MATERIAL			-	-	-	-	-	-
OTHER SERVICES			-	-	-	-	-	-
TOTAL NON-OPERATING EXPENSE			-	-	-	-	-	-

CUSTOMER SERVICE, FACILITIES & DEVELOPMENT CUSTOMER SERVICE

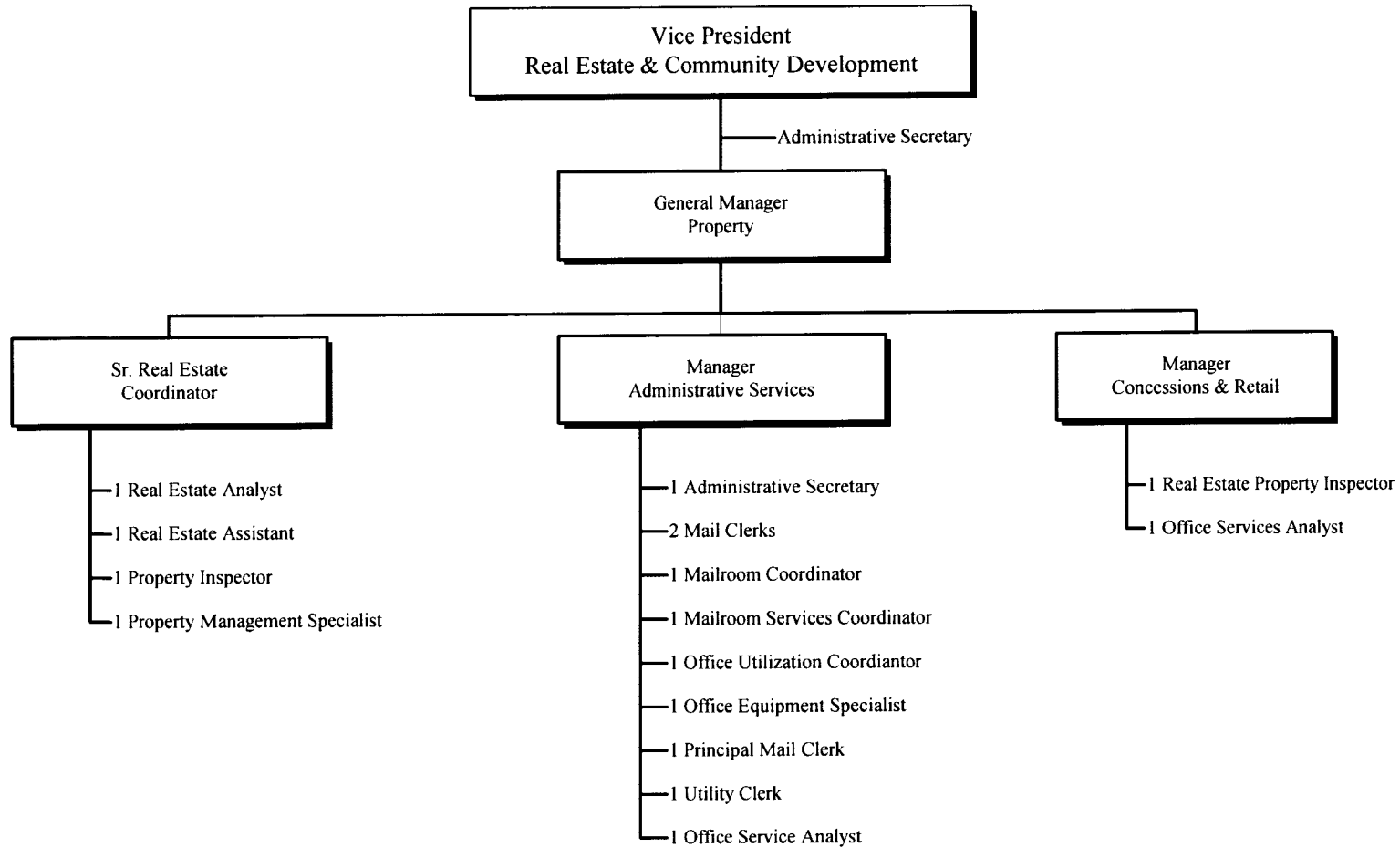


47 Total Positions

CHICAGO TRANSIT AUTHORITY
1999 BUDGET BY CATEGORY

AREA	0066	CUSTOMER SERVICE	ROLLS UP TO AREA 0503				
	1997	1998	1998	1998	1998	1999	
	ACTUAL	BUDGET	ACTUAL 1 - 5	FORECAST 6 -12	TOTAL	BUDGET	
POSITIONS							
FULL TIME PERM	14	44	-	44	44	47	
PART TIME	-	-	-	-	-	-	
FULL TIME TEMP	-	-	-	-	-	-	
STO POSITIONS	-	-	-	-	-	-	
TOTAL POSITIONS	14	44	-	44	44	47	
HOURS							
OPERATING HOURS	17,312	81,664	26,500	46,969	73,469	87,125	
NON-OPERATING HOURS	-	-	-	-	-	-	
TOTAL HOURS	17,312	81,664	26,500	46,969	73,469	87,125	
OPERATING EXPENSE							
LABOR	544,669	2,574,878	838,907	1,392,194	2,231,101	2,710,625	
MATERIAL	1,005	38,821	9,975	31,412	41,387	23,685	
FUEL - REVENUE EQUIPMENT	-	-	-	-	-	-	
ELECTRIC POWER - REV EQUIPMENT	-	-	-	-	-	-	
PROV FOR INJURIES AND DAMAGES	-	-	-	-	-	-	
PURCHASE OF SECURITY SERVICES	-	-	-	-	-	-	
PURCHASE OF PARATRANSIT SVCS	-	-	-	-	-	-	
OTHER:							
UTILITIES	-	-	-	-	-	-	
MAINTENANCE & REPAIR	-	11,000	3,678	4,678	8,356	1,000	
ADVERTISING & PROMOTION	-	16,000	22	1,570,078	1,570,100	70,000	
CONTRACTUAL SERVICES	5,579	161,942	20,022	327,456	347,478	37,000	
PROV FOR PASSENGER SECURITY	-	-	-	-	-	-	
LEASES & RENTALS	-	-	-	-	-	-	
TRAVEL, TRAINING, SEMINARS & DUES	1,119	25,500	5,904	26,809	32,713	17,290	
WARRANTY AND OTHER CREDITS	-	-	-	-	-	-	
GENERAL EXPENSES	1,035	13,700	3,120	5,154	8,274	6,550	
TOTAL OPERATING EXPENSE	553,407	2,841,841	881,628	3,357,781	4,239,409	2,866,150	
NON-OPERATING EXPENSE							
LABOR	-	-	-	-	-	-	
MATERIAL	-	-	-	-	-	-	
OTHER SERVICES	-	-	1,199	-	1,199	-	
TOTAL NON-OPERATING EXPENSE	-	-	1,199	-	1,199	-	

CUSTOMER SERVICE, FACILITIES & DEVELOPMENT REAL ESTATE & COMMUNITY DEVELOPMENT

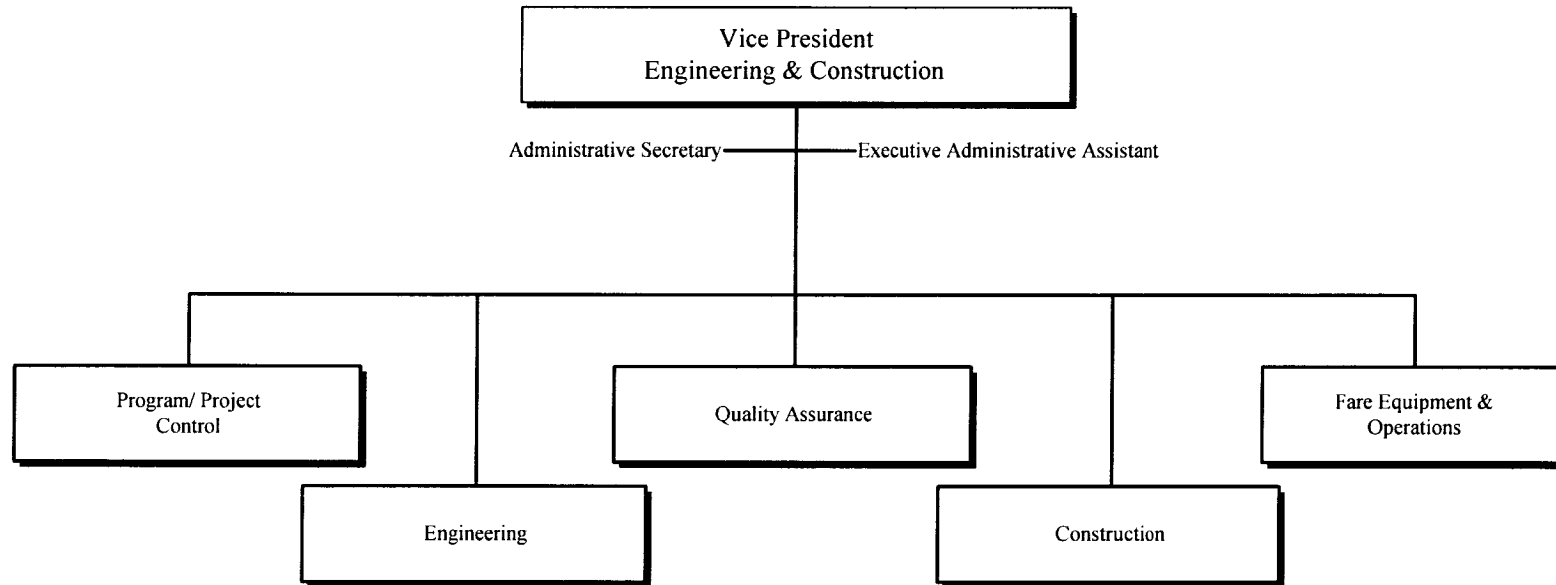


22 Positions

CHICAGO TRANSIT AUTHORITY
1999 BUDGET BY CATEGORY

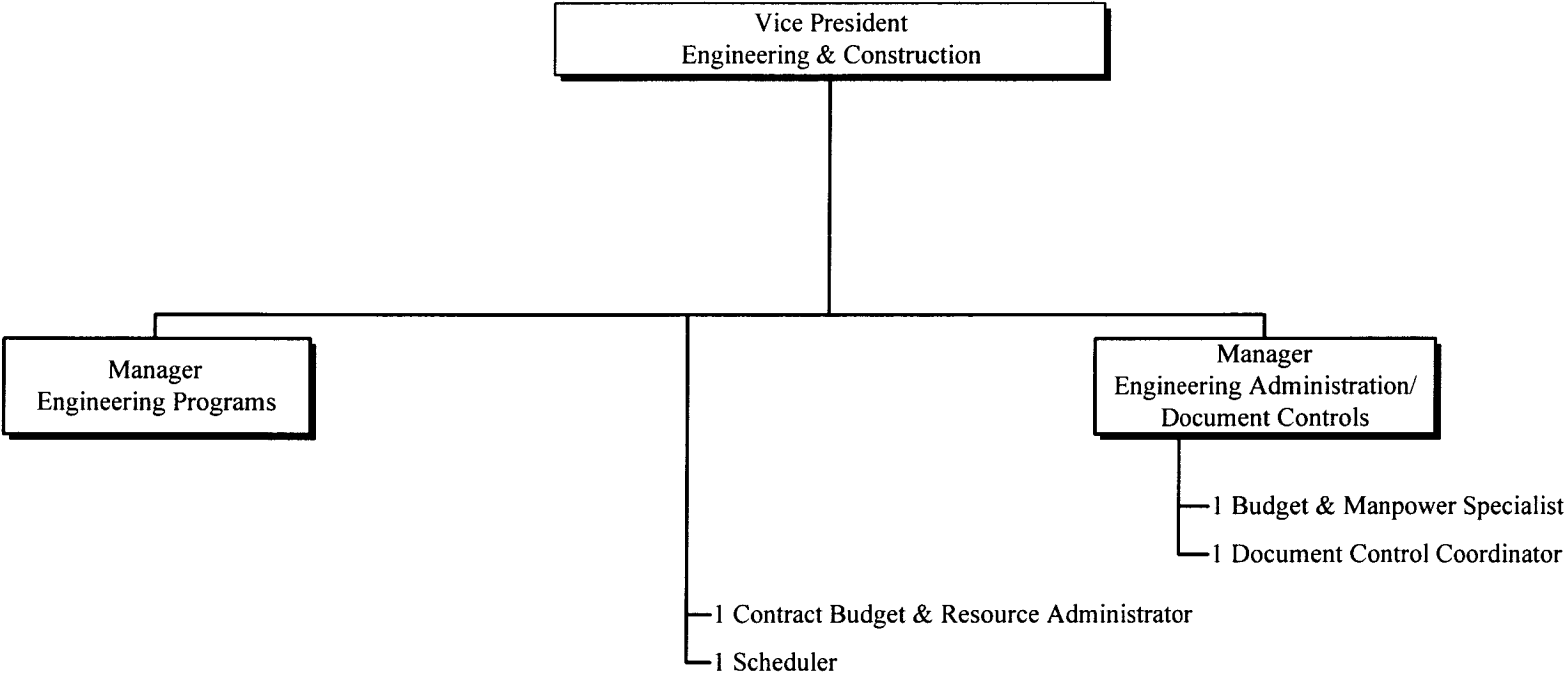
AREA	0094	REAL ESTATE & COMM DEVL P	ROLLS UP TO AREA 0503				1999 BUDGET	
			1997 ACTUAL	1998 BUDGET	1998 ACTUAL 1 - 5	1998 FORECAST 6 -12		1998 TOTAL
POSITIONS								
FULL TIME PERM			32	23	-	21	21	22
PART TIME			-	-	-	-	-	-
FULL TIME TEMP			-	-	-	-	-	-
STO POSITIONS			-	-	-	-	-	-
TOTAL POSITIONS			32	23	-	21	21	22
HOURS								
OPERATING HOURS			53,854	42,688	20,893	21,882	42,775	40,162
NON-OPERATING HOURS			-	-	-	-	-	-
TOTAL HOURS			53,854	42,688	20,893	21,882	42,775	40,162
OPERATING EXPENSE								
LABOR			1,527,592	1,365,042	583,473	714,827	1,298,300	1,345,072
MATERIAL			(9,474)	26,615	3,302	12,054	15,356	16,718
FUEL - REVENUE EQUIPMENT			-	-	-	-	-	-
ELECTRIC POWER - REV EQUIPMENT			-	-	-	-	-	-
PROV FOR INJURIES AND DAMAGES			-	-	-	-	-	-
PURCHASE OF SECURITY SERVICES			-	-	-	-	-	-
PURCHASE OF PARATRANSIT SVCS			-	-	-	-	-	-
OTHER:								
UTILITIES			3,406,663	3,050,000	1,348,399	200,000	1,548,399	346,461
MAINTENANCE & REPAIR			728,571	684,743	289,716	520,501	810,217	892,036
ADVERTISING & PROMOTION			1,495	39	547	586	1,133	498
CONTRACTUAL SERVICES			366,686	275,423	51,948	117,187	169,135	193,658
PROV FOR PASSENGER SECURITY			-	-	-	-	-	-
LEASES & RENTALS			5,221,077	5,205,775	2,107,133	3,103,080	5,210,213	4,251,668
TRAVEL, TRAINING, SEMINARS & DUES			207	361	38	399	437	1,503
WARRANTY AND OTHER CREDITS			(5)	-	-	-	-	-
GENERAL EXPENSES			10,151	12,602	2,319	8,355	10,674	4,321
TOTAL OPERATING EXPENSE			11,252,963	10,620,600	4,386,875	4,676,989	9,063,864	7,051,935
NON-OPERATING EXPENSE								
LABOR			-	-	-	-	-	-
MATERIAL			-	-	-	-	-	-
OTHER SERVICES			510,146	-	39,125	-	39,125	-
TOTAL NON-OPERATING EXPENSE			510,146	-	39,125	-	39,125	-

CUSTOMER SERVICE, FACILITIES & DEVELOPMENT ENGINEERING & CONSTRUCTION



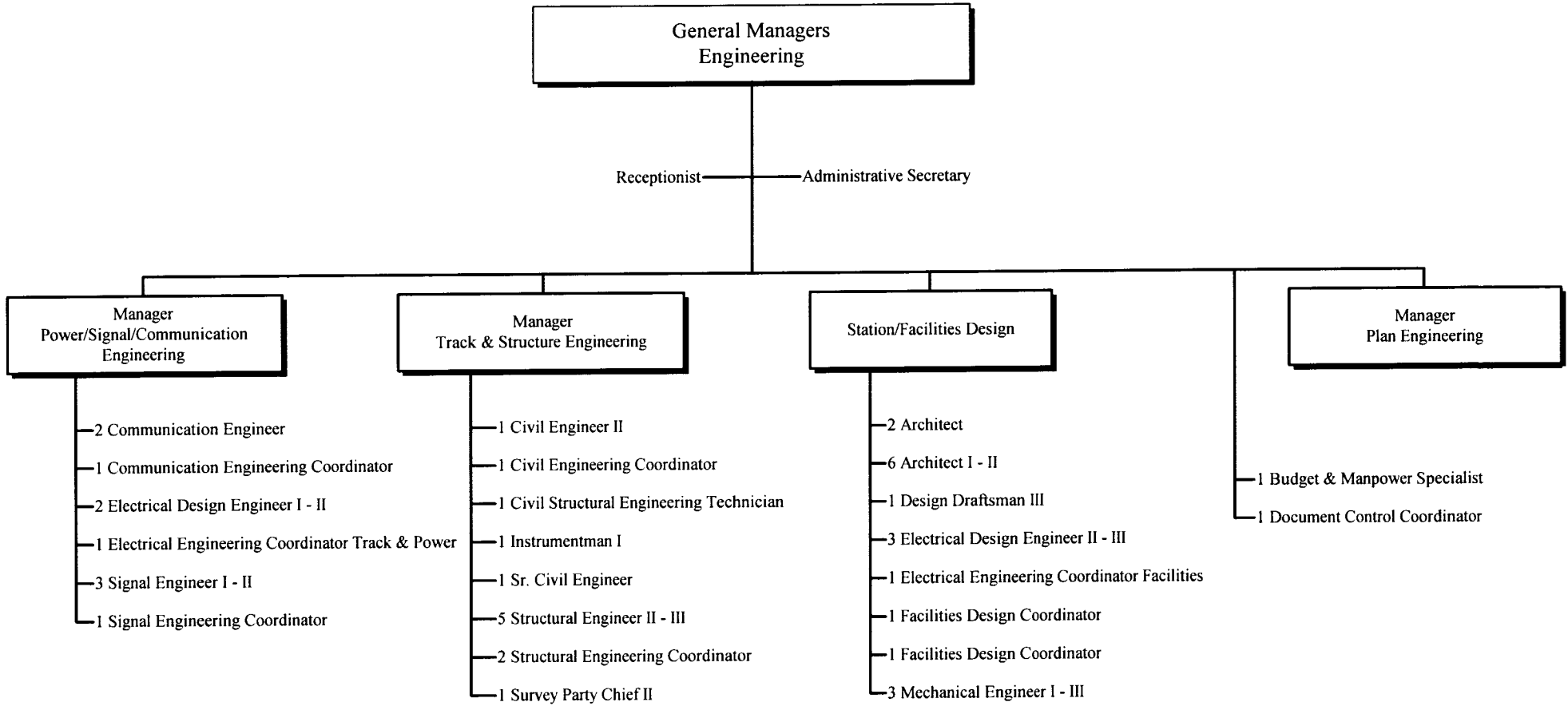
3 Positions

CUSTOMER SERVICE, FACILITIES & DEVELOPMENT
ENGINEERING & CONSTRUCTION
PROGRAMS/PROJECT CONTROLS




7 Positions

CUSTOMER SERVICE, FACILITIES & DEVELOPMENT ENGINEERING & CONSTRUCTION ENGINEERING



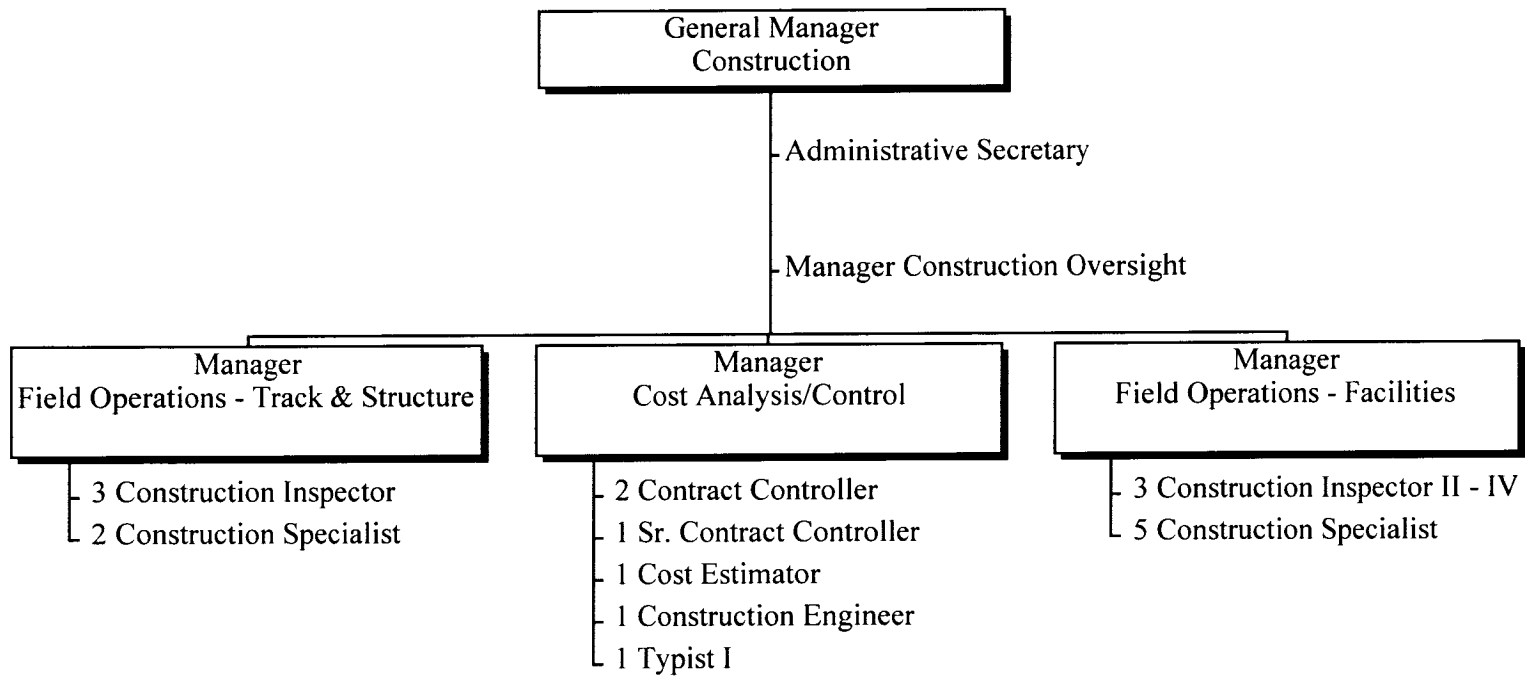
52 Positions

CUSTOMER SERVICE, FACILITIES & DEVELOPMENT
ENGINEERING & CONSTRUCTION
QUALITY ASSURANCE



4 Positions

CUSTOMER SERVICE, FACILITIES & DEVELOPMENT
ENGINEERING & CONSTRUCTION
CONSTRUCTION



25 Total Positions

CUSTOMER SERVICE, FACILITIES & DEVELOPMENT
ENGINEERING & CONSTRUCTION
FARE EQUIPMENT & OPERATIONAL GRAPHICS

Manager
Fare Equipment & Operational Graphics

- 1 Graphics Production Coordinator
- 1 Operations Engineer I
- 1 Transit Operations Planner II
- 3 Transit Technician III - IV

7 Total Positions

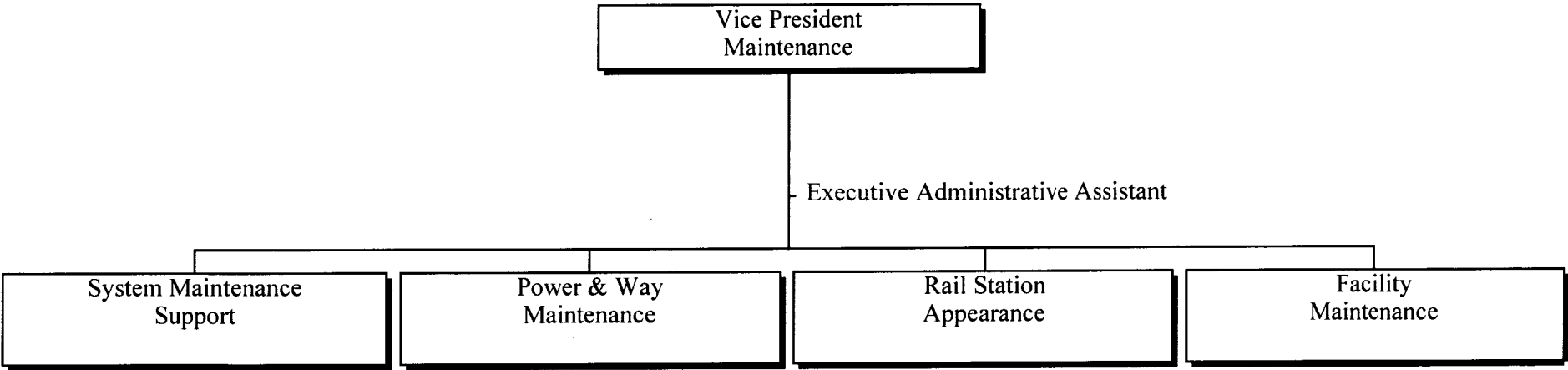
CHICAGO TRANSIT AUTHORITY
1999 BUDGET BY CATEGORY

AREA	0940	ENGINEERING & CONSTRUCTION		ROLLS UP TO AREA 0503			
		1997 ACTUAL	1998 BUDGET	1998 ACTUAL 1 - 5	1998 FORECAST 6 - 12	1998 TOTAL	1999 BUDGET
POSITIONS							
FULL TIME PERM		106	99	-	91	91	98
PART TIME		-	-	-	1	1	-
FULL TIME TEMP		-	-	-	-	-	-
STO POSITIONS		-	-	-	-	-	-
TOTAL POSITIONS		106	99	-	92	92	98
HOURS							
OPERATING HOURS		85,270	84,657	39,480	50,341	89,821	88,579
NON-OPERATING HOURS		106,796	96,969	35,509	35,670	71,179	95,177
TOTAL HOURS		192,066	181,626	74,989	86,011	161,000	183,756
OPERATING EXPENSE							
LABOR		3,002,704	2,837,998	1,404,342	1,775,054	3,179,396	3,148,005
MATERIAL		56,845	55,228	16,457	35,491	51,948	49,177
FUEL - REVENUE EQUIPMENT		-	-	-	-	-	-
ELECTRIC POWER - REV EQUIPMENT		-	-	-	-	-	-
PROV FOR INJURIES AND DAMAGES		-	-	-	-	-	-
PURCHASE OF SECURITY SERVICES		-	-	-	-	-	-
PURCHASE OF PARATRANSIT SVCS		-	-	-	-	-	-
OTHER:							
UTILITIES		-	-	-	-	-	-
MAINTENANCE & REPAIR		7,326	17,109	-	17,109	17,109	16,028
ADVERTISING & PROMOTION		8,982	2,685	5,761	4,961	10,722	9,502
CONTRACTUAL SERVICES		(34,208)	21,264	12,473	10,734	23,207	20,535
PROV FOR PASSENGER SECURITY		-	-	-	-	-	-
LEASES & RENTALS		-	260	-	-	-	-
TRAVEL, TRAINING, SEMINARS & DUES		8,614	12,992	6,626	11,528	18,154	12,114
WARRANTY AND OTHER CREDITS		(19,848)	-	(10,710)	-	(10,710)	-
GENERAL EXPENSES		17,432	2,491	5,888	13,742	19,630	34,389
TOTAL OPERATING EXPENSE		3,047,847	2,950,027	1,440,837	1,868,619	3,309,456	3,289,750
NON-OPERATING EXPENSE							
LABOR		3,396,398	4,133,092	1,180,962	1,569,916	2,750,878	3,424,850
MATERIAL		1,201	-	15,780	-	15,780	-
OTHER SERVICES		75,993,372	27,000,000	17,208,499	9,806,082	27,014,581	-
TOTAL NON-OPERATING EXPENSE		79,390,971	31,133,092	18,405,241	11,375,998	29,781,239	3,424,850

CHICAGO TRANSIT AUTHORITY
1999 BUDGET BY CATEGORY

AREA	0500	MAINTENANCE	ROLLS UP TO AREA 0503				1999 BUDGET	
			1997 ACTUAL	1998 BUDGET	1998 ACTUAL 1 - 5	1998 FORECAST 6 -12		1998 TOTAL
POSITIONS								
FULL TIME PERM			1,364	1,279	-	1,233	1,233	1,274
PART TIME			-	-	-	-	-	-
FULL TIME TEMP			63	63	-	92	92	73
STO POSITIONS			-	-	-	-	-	-
TOTAL POSITIONS			1,427	1,342	-	1,325	1,325	1,347
HOURS								
OPERATING HOURS			2,314,220	2,183,184	961,654	1,301,243	2,262,897	2,231,735
NON-OPERATING HOURS			450,872	395,322	169,459	160,033	329,492	394,453
TOTAL HOURS			2,765,092	2,578,506	1,131,113	1,461,276	2,592,389	2,626,188
OPERATING EXPENSE								
LABOR			66,994,224	64,573,030	27,960,253	38,536,238	66,496,491	66,513,676
MATERIAL			9,918,561	11,157,935	4,424,129	7,082,258	11,506,387	10,048,985
FUEL - REVENUE EQUIPMENT			-	-	-	-	-	-
ELECTRIC POWER - REV EQUIPMENT			23,586,629	24,700,000	8,646,869	12,092,139	20,739,008	21,695,056
PROV FOR INJURIES AND DAMAGES			-	-	-	-	-	-
PURCHASE OF SECURITY SERVICES			-	-	-	-	-	-
PURCHASE OF PARATRANSIT SVCS			-	-	-	-	-	-
OTHER:								
UTILITIES			14,076,659	13,550,000	6,643,330	7,945,864	14,589,194	16,233,334
MAINTENANCE & REPAIR			2,852,555	3,024,200	1,455,096	2,153,846	3,608,942	3,004,544
ADVERTISING & PROMOTION			270	-	57	-	57	-
CONTRACTUAL SERVICES			42,637	36,950	11,010	28,350	39,360	28,013
PROV FOR PASSENGER SECURITY			-	-	-	-	-	-
LEASES & RENTALS			374,655	213,500	71,108	278,515	349,623	74,741
TRAVEL, TRAINING, SEMINARS & DUES			11,774	9,200	3,669	9,026	12,695	11,779
WARRANTY AND OTHER CREDITS			-	-	-	-	-	-
GENERAL EXPENSES			261,162	271,750	83,375	143,595	226,970	278,557
TOTAL OPERATING EXPENSE			118,119,126	117,536,565	49,298,896	68,269,831	117,568,727	117,888,685
NON-OPERATING EXPENSE								
LABOR			13,695,625	12,657,994	5,433,689	4,697,224	10,130,913	12,904,631
MATERIAL			1,687,789	2,525,000	375,915	502,131	878,046	2,524,254
OTHER SERVICES			4,501,792	300,000	2,143,783	2,907,212	5,050,995	299,919
TOTAL NON-OPERATING EXPENSE			19,885,206	15,482,994	7,953,387	8,106,567	16,059,954	15,728,804

CUSTOMER SERVICE, FACILITIES & DEVELOPMENT
MAINTENANCE
VICE PRESIDENT

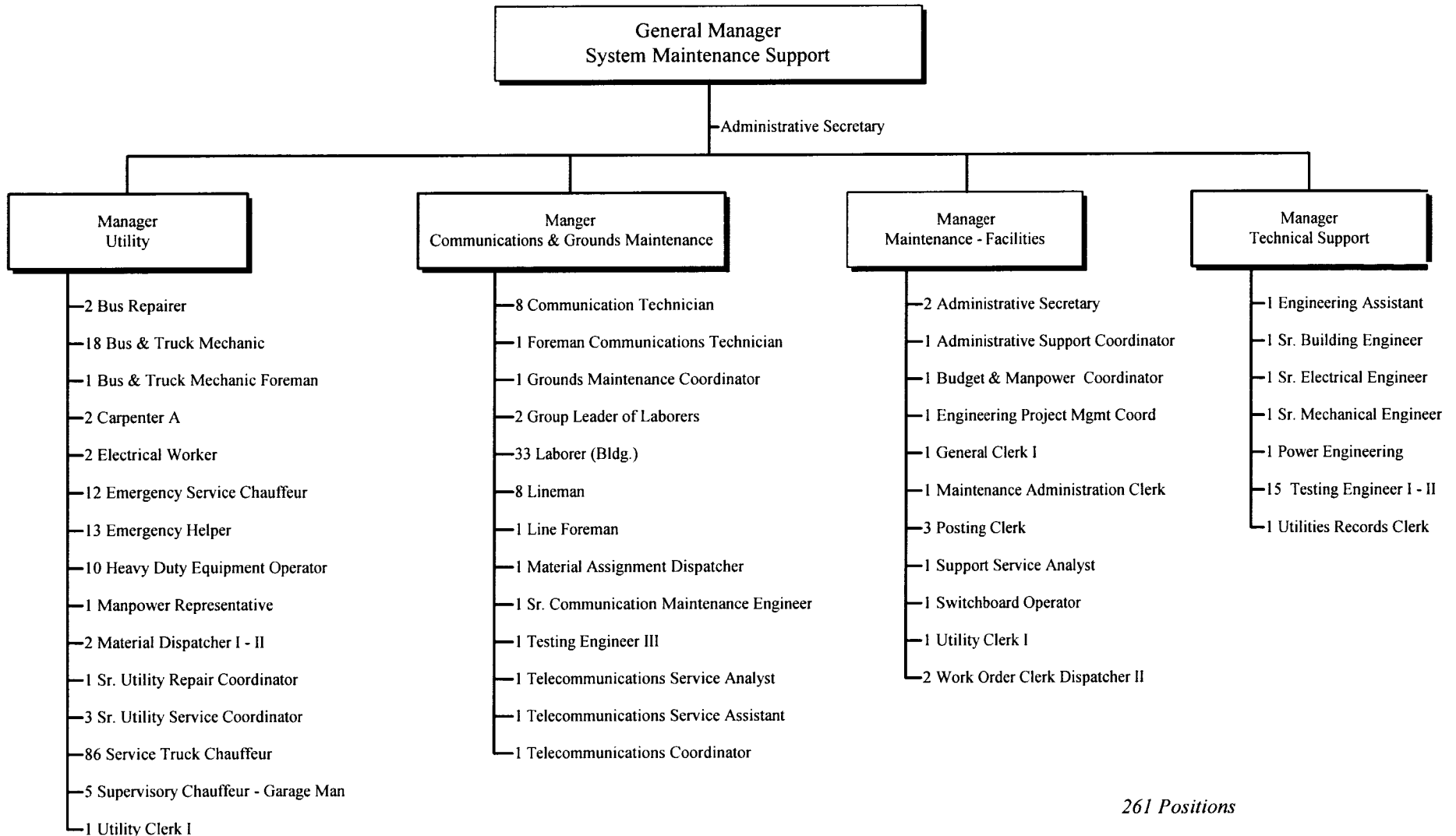


2 Total Positions

CHICAGO TRANSIT AUTHORITY
1999 BUDGET BY CATEGORY

AREA	0502	MAINTENANCE VP	ROLLS UP TO AREA 0500				1999 BUDGET	
			1997 ACTUAL	1998 BUDGET	1998 ACTUAL 1 - 5	1998 FORECAST 6 -12		1998 TOTAL
POSITIONS								
FULL TIME PERM			1	2	-	2	2	2
PART TIME			-	-	-	-	-	-
FULL TIME TEMP			-	-	-	-	-	-
STO POSITIONS			-	-	-	-	-	-
TOTAL POSITIONS			1	2	-	2	2	2
HOURS								
OPERATING HOURS			4,137	3,712	792	2,119	2,911	3,679
NON-OPERATING HOURS			-	-	-	-	-	-
TOTAL HOURS			4,137	3,712	792	2,119	2,911	3,679
OPERATING EXPENSE								
LABOR			191,441	189,480	51,161	99,179	150,340	176,231
MATERIAL			2,046	490	659	382	1,041	2,006
FUEL - REVENUE EQUIPMENT			-	-	-	-	-	-
ELECTRIC POWER - REV EQUIPMENT			-	-	-	-	-	-
PROV FOR INJURIES AND DAMAGES			-	-	-	-	-	-
PURCHASE OF SECURITY SERVICES			-	-	-	-	-	-
PURCHASE OF PARATRANSIT SVCS			-	-	-	-	-	-
OTHER:								
UTILITIES			-	-	-	-	-	-
MAINTENANCE & REPAIR			-	-	-	-	-	-
ADVERTISING & PROMOTION			-	-	-	-	-	-
CONTRACTUAL SERVICES			64	-	-	-	-	-
PROV FOR PASSENGER SECURITY			-	-	-	-	-	-
LEASES & RENTALS			-	-	-	-	-	-
TRAVEL, TRAINING, SEMINARS & DUES			3,130	1,800	1,136	664	1,800	4,000
WARRANTY AND OTHER CREDITS			-	-	-	-	-	-
GENERAL EXPENSES			1,009	300	-	300	300	480
TOTAL OPERATING EXPENSE			197,690	192,070	52,956	100,525	153,481	182,717
NON-OPERATING EXPENSE								
LABOR			-	-	-	-	-	-
MATERIAL			-	-	-	-	-	-
OTHER SERVICES			2,446	-	-	-	-	-
TOTAL NON-OPERATING EXPENSE			2,446	-	-	-	-	-

CUSTOMER SERVICE, FACILITIES & MAINTENANCE MAINTENANCE SYSTEM MAINTENANCE SUPPORT

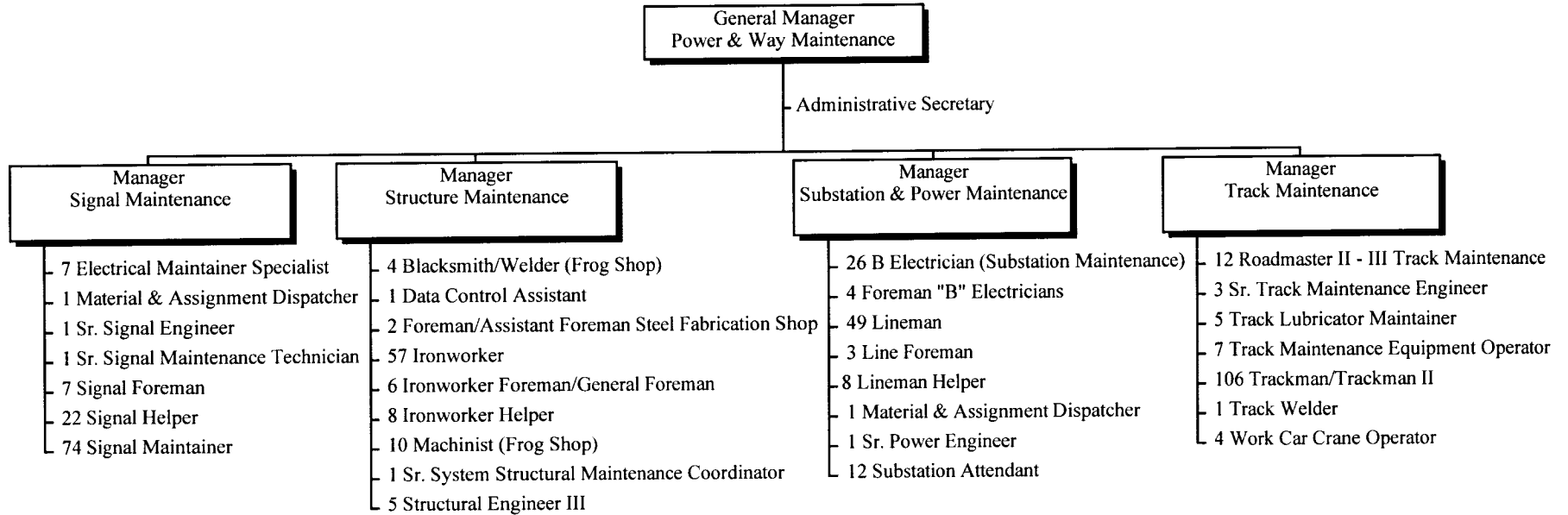


261 Positions

CHICAGO TRANSIT AUTHORITY
1999 BUDGET BY CATEGORY

AREA	0530	SYSTEM MAINTENANCE SUPPORT	ROLLS UP TO AREA 0500				1999 BUDGET	
			1997 ACTUAL	1998 BUDGET	1998 ACTUAL 1 - 5	1998 FORECAST 6 -12		1998 TOTAL
POSITIONS								
FULL TIME PERM			276	255	-	248	248	255
PART TIME			-	-	-	-	-	-
FULL TIME TEMP			-	-	-	6	6	6
STO POSITIONS			-	-	-	-	-	-
TOTAL POSITIONS			276	255	-	254	254	261
HOURS								
OPERATING HOURS			471,725	482,668	199,049	286,130	485,179	491,630
NON-OPERATING HOURS			40,182	11,612	16,754	19,362	36,116	11,613
TOTAL HOURS			511,907	494,280	215,803	305,492	521,295	503,243
OPERATING EXPENSE								
LABOR			13,774,097	14,533,422	5,854,137	8,503,670	14,357,807	15,040,651
MATERIAL			1,489,474	1,622,058	751,163	2,141,392	2,892,555	1,583,850
FUEL - REVENUE EQUIPMENT			-	-	-	-	-	-
ELECTRIC POWER - REV EQUIPMENT			23,586,629	24,700,000	8,646,869	12,092,139	20,739,008	21,695,056
PROV FOR INJURIES AND DAMAGES			-	-	-	-	-	-
PURCHASE OF SECURITY SERVICES			-	-	-	-	-	-
PURCHASE OF PARATRANSIT SVCS			-	-	-	-	-	-
OTHER:								
UTILITIES			8,627,922	8,900,000	3,745,395	6,211,871	9,957,266	11,583,333
MAINTENANCE & REPAIR			1,460,217	1,534,400	620,402	902,465	1,522,867	1,523,650
ADVERTISING & PROMOTION			270	-	-	-	-	-
CONTRACTUAL SERVICES			3,512	5,500	1,472	2,331	3,803	4,379
PROV FOR PASSENGER SECURITY			-	-	-	-	-	-
LEASES & RENTALS			77,820	47,975	13,904	77,332	91,236	29,920
TRAVEL, TRAINING, SEMINARS & DUES			4,558	2,600	826	1,854	2,680	2,350
WARRANTY AND OTHER CREDITS			-	-	-	-	-	-
GENERAL EXPENSES			30,248	32,950	9,924	22,623	32,547	34,052
TOTAL OPERATING EXPENSE			49,054,747	51,378,905	19,644,092	29,955,677	49,599,769	51,497,241
NON-OPERATING EXPENSE								
LABOR			1,170,987	512,567	518,595	581,364	1,099,959	349,029
MATERIAL			14,748	-	2,176	2,716	4,892	-
OTHER SERVICES			487,712	-	833,044	1,190,056	2,023,100	-
TOTAL NON-OPERATING EXPENSE			1,673,447	512,567	1,353,815	1,774,136	3,127,951	349,029

CUSTOMER SERVICE, FACILITIES & DEVELOPMENT MAINTENANCE POWER & WAY MAINTENANCE

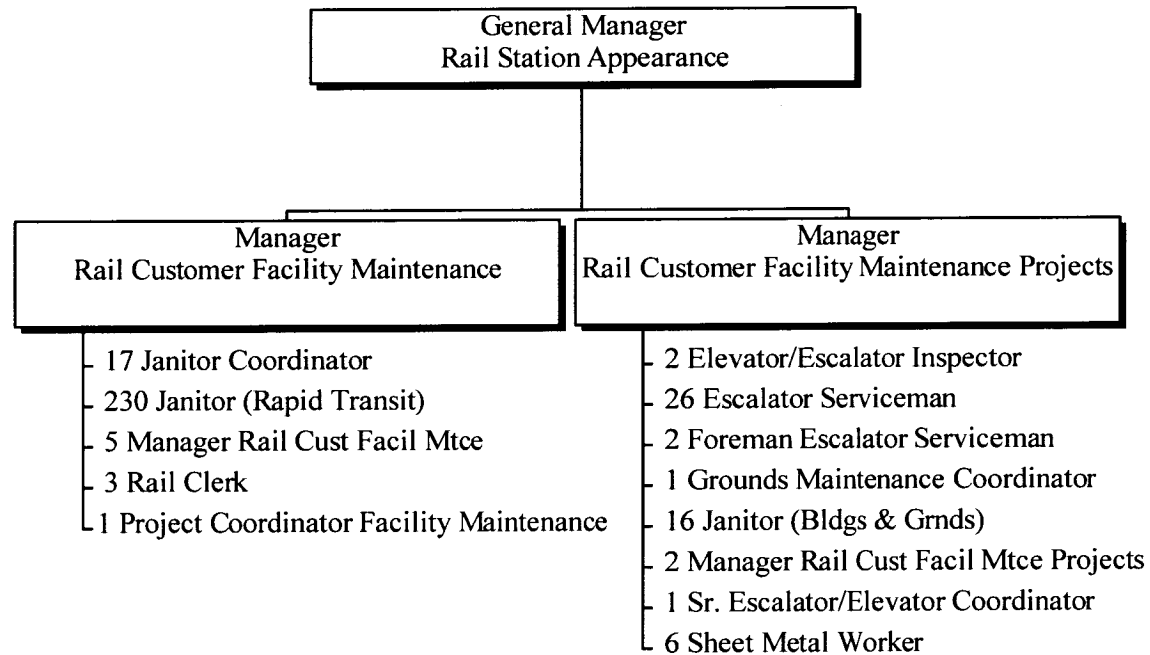


455 Total Positions

CHICAGO TRANSIT AUTHORITY
1999 BUDGET BY CATEGORY

AREA	0540	POWER & WAY MAINTENANCE	ROLLS UP TO AREA 0500				1999 BUDGET
			1997 ACTUAL	1998 BUDGET	1998 ACTUAL 1 - 5	1998 FORECAST 6 -12	
POSITIONS							
FULL TIME PERM		420	393	-	386	386	392
PART TIME		-	-	-	-	-	-
FULL TIME TEMP		63	63	-	82	82	63
STO POSITIONS		-	-	-	-	-	-
TOTAL POSITIONS		483	456	-	468	468	455
HOURS							
OPERATING HOURS		709,339	686,880	286,020	397,242	683,262	727,572
NON-OPERATING HOURS		275,483	200,710	127,829	107,891	235,720	203,968
TOTAL HOURS		984,822	887,590	413,849	505,133	918,982	931,540
OPERATING EXPENSE							
LABOR		21,490,312	21,536,649	8,727,469	12,364,266	21,091,735	22,798,746
MATERIAL		3,180,428	3,930,527	1,304,705	1,725,319	3,030,024	3,122,093
FUEL - REVENUE EQUIPMENT		-	-	-	-	-	-
ELECTRIC POWER - REV EQUIPMENT		-	-	-	-	-	-
PROV FOR INJURIES AND DAMAGES		-	-	-	-	-	-
PURCHASE OF SECURITY SERVICES		-	-	-	-	-	-
PURCHASE OF PARATRANSIT SVCS		-	-	-	-	-	-
OTHER:							
UTILITIES		83	-	-	-	-	-
MAINTENANCE & REPAIR		360,441	401,200	181,610	248,406	430,016	369,318
ADVERTISING & PROMOTION		-	-	-	-	-	-
CONTRACTUAL SERVICES		129	1,000	18	1,018	1,036	(42)
PROV FOR PASSENGER SECURITY		-	-	-	-	-	-
LEASES & RENTALS		158,171	95,075	30,700	104,385	135,085	30,921
TRAVEL, TRAINING, SEMINARS & DUES		1,472	2,800	947	3,747	4,694	3,516
WARRANTY AND OTHER CREDITS		-	-	-	-	-	-
GENERAL EXPENSES		116,310	115,900	34,728	59,636	94,364	122,785
TOTAL OPERATING EXPENSE		25,307,346	26,083,151	10,280,177	14,506,777	24,786,954	26,447,337
NON-OPERATING EXPENSE							
LABOR		8,376,242	6,397,274	4,101,254	3,105,852	7,207,106	6,788,699
MATERIAL		1,623,259	1,750,000	369,942	496,251	866,193	1,749,656
OTHER SERVICES		3,536,683	300,000	988,947	1,265,740	2,254,687	299,919
TOTAL NON-OPERATING EXPENSE		13,536,184	8,447,274	5,460,143	4,867,843	10,327,986	8,838,274

CUSTOMER SERVICE, FACILITIES & DEVELOPMENT
MAINTENANCE
RAIL STATION APPEARANCE

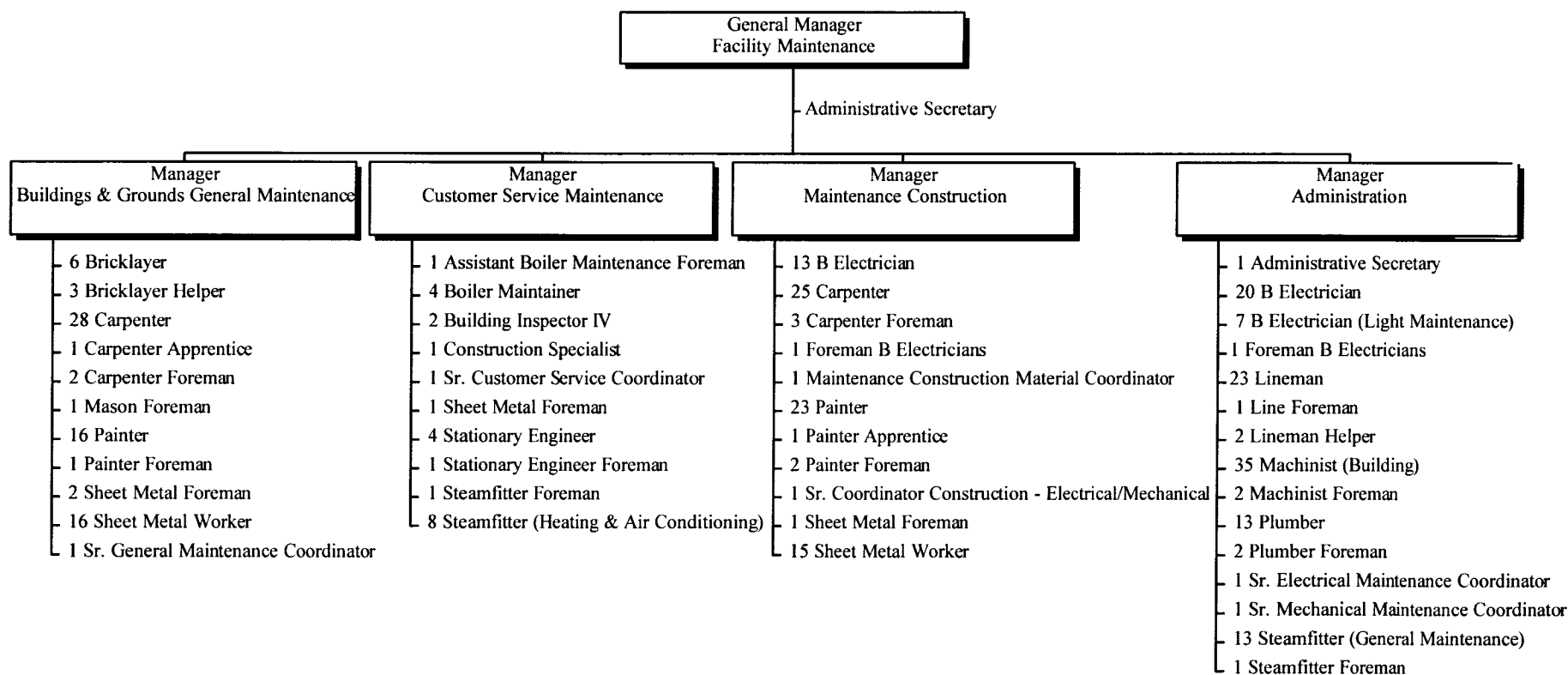


313 Total Positions

CHICAGO TRANSIT AUTHORITY
1999 BUDGET BY CATEGORY

AREA	0575	RAIL STATION APPEARANCE	ROLLS UP TO AREA 0500				1999 BUDGET	
			1997 ACTUAL	1998 BUDGET	1998 ACTUAL 1 - 5	1998 FORECAST 6 -12		1998 TOTAL
POSITIONS								
FULL TIME PERM			317	312	-	290	290	313
PART TIME			-	-	-	-	-	-
FULL TIME TEMP			-	-	-	-	-	-
STO POSITIONS			-	-	-	-	-	-
TOTAL POSITIONS			317	312	-	290	290	313
HOURS								
OPERATING HOURS			535,173	592,072	234,136	307,184	541,320	590,114
NON-OPERATING HOURS			1,714	-	1,619	2,312	3,931	-
TOTAL HOURS			536,887	592,072	235,755	309,496	545,251	590,114
OPERATING EXPENSE								
LABOR			12,990,045	14,938,268	5,627,618	7,495,161	13,122,779	14,749,728
MATERIAL			1,132,476	924,431	624,789	588,331	1,213,120	933,225
FUEL - REVENUE EQUIPMENT			-	-	-	-	-	-
ELECTRIC POWER - REV EQUIPMENT			-	-	-	-	-	-
PROV FOR INJURIES AND DAMAGES			-	-	-	-	-	-
PURCHASE OF SECURITY SERVICES			-	-	-	-	-	-
PURCHASE OF PARATRANSIT SVCS			-	-	-	-	-	-
OTHER:								
UTILITIES			-	-	-	-	-	-
MAINTENANCE & REPAIR			271,355	334,200	222,598	498,304	720,902	334,200
ADVERTISING & PROMOTION			-	-	-	-	-	-
CONTRACTUAL SERVICES			9,085	5,300	1,558	8,216	9,774	6,482
PROV FOR PASSENGER SECURITY			-	-	-	-	-	-
LEASES & RENTALS			51,157	32,275	3,090	34,272	37,362	-
TRAVEL, TRAINING, SEMINARS & DUES			411	-	761	761	1,522	343
WARRANTY AND OTHER CREDITS			-	-	-	-	-	-
GENERAL EXPENSES			10,504	10,500	4,588	8,309	12,897	9,848
TOTAL OPERATING EXPENSE			14,465,033	16,244,974	6,485,002	8,633,354	15,118,356	16,033,826
NON-OPERATING EXPENSE								
LABOR			55,777	-	49,905	62,355	112,260	-
MATERIAL			(6,603)	-	-	-	-	-
OTHER SERVICES			-	-	-	-	-	-
TOTAL NON-OPERATING EXPENSE			49,174	-	49,905	62,355	112,260	-

CUSTOMER SERVICE, FACILITIES & DEVELOPMENT MAINTENANCE FACILITY MAINTENANCE



316 Total Positions

CHICAGO TRANSIT AUTHORITY
1999 BUDGET BY CATEGORY

AREA	0580	FACILITY MAINTENANCE	ROLLS UP TO AREA 0500				1999 BUDGET	
			1997 ACTUAL	1998 BUDGET	1998 ACTUAL 1 - 5	1998 FORECAST 6 - 12		1998 TOTAL
POSITIONS								
FULL TIME PERM			350	317	-	307	307	312
PART TIME			-	-	-	-	-	-
FULL TIME TEMP			-	-	-	4	4	4
STO POSITIONS			-	-	-	-	-	-
TOTAL POSITIONS			350	317	-	311	311	316
HOURS								
OPERATING HOURS			593,846	417,852	241,656	308,569	550,225	418,739
NON-OPERATING HOURS			133,494	183,000	23,256	30,468	53,724	178,872
TOTAL HOURS			727,340	600,852	264,912	339,037	603,949	597,611
OPERATING EXPENSE								
LABOR			18,548,329	13,375,211	7,699,867	10,073,963	17,773,830	13,748,319
MATERIAL			4,114,137	4,680,429	1,742,813	2,626,835	4,369,648	4,407,812
FUEL - REVENUE EQUIPMENT			-	-	-	-	-	-
ELECTRIC POWER - REV EQUIPMENT			-	-	-	-	-	-
PROV FOR INJURIES AND DAMAGES			-	-	-	-	-	-
PURCHASE OF SECURITY SERVICES			-	-	-	-	-	-
PURCHASE OF PARATRANSIT SVCS			-	-	-	-	-	-
OTHER:								
UTILITIES			5,448,655	4,650,000	2,897,935	1,733,992	4,631,927	4,650,001
MAINTENANCE & REPAIR			760,542	754,400	430,485	504,671	935,156	777,376
ADVERTISING & PROMOTION			-	-	57	-	57	-
CONTRACTUAL SERVICES			29,847	25,150	7,962	16,784	24,746	17,193
PROV FOR PASSENGER SECURITY			-	-	-	-	-	-
LEASES & RENTALS			87,506	38,175	23,415	62,526	85,941	13,900
TRAVEL, TRAINING, SEMINARS & DUES			2,203	2,000	-	2,000	2,000	1,570
WARRANTY AND OTHER CREDITS			-	-	-	-	-	-
GENERAL EXPENSES			103,092	112,100	34,136	52,727	86,863	111,393
TOTAL OPERATING EXPENSE			29,094,311	23,637,465	12,836,670	15,073,498	27,910,168	23,727,564
NON-OPERATING EXPENSE								
LABOR			4,092,619	5,748,153	763,935	947,653	1,711,588	5,766,903
MATERIAL			56,385	775,000	3,797	3,164	6,961	774,598
OTHER SERVICES			474,952	-	321,792	451,416	773,208	-
TOTAL NON-OPERATING EXPENSE			4,623,956	6,523,153	1,089,524	1,402,233	2,491,757	6,541,501

MANAGEMENT & PERFORMANCE

The Management & Performance Division provides support to all departments of the agency. This division affects change throughout the entire agency, provides critical services to our over 11,000 employees, and is responsible for ensuring compliance with streamlining, cost-saving, performance, and efficiency goals. The driving motto for this division is “If you’re not serving the customer, your job is serving someone who is.”

COMMUNICATIONS

COMMUNICATIONS

Responsible for informing our customers, the media and the public about CTA’s services, policies and initiatives through advertising, publications, promotions and press coverage.

INTERGOVERNMENTAL AFFAIRS

INTERGOVERNMENTAL AFFAIRS

Coordinate activities with Congress, the Illinois General Assembly, and other governmental units and key staff members on pertinent transit issues.

DBE/EEO PROGRAM/CONTRACT COMPLIANCE

DBE/EEO PROGRAM/CONTRACT COMPLIANCE

Ensure that CTA vendors, employees and customers are not the recipients of discriminatory practices in regard to contracting, employment opportunities or service delivery. Increase minority and women vendor participation on CTA contracts.

FINANCE

TREASURY

Maintain cash flow of all CTA funds, which includes the management, collection, reporting, reconciliation and distribution of all CTA funds to the appropriate accounts for disbursement and investment purposes. Develop, process, reconcile and distribute pre-paid fare instruments to our sales network. Administer sales of student permits and taxi vouchers; process applications for special user permits; and provide general cashier services. Distribute payroll checks and other disbursements.

ACCOUNTING OPERATIONS

Responsible for the overall operating activities of payroll, accounts payable, financial systems, and revenue accounting areas of the Authority. The payroll section prepares payroll for active employees in accordance with the work rules of the unions and guidelines for both Federal and State law. Accounts Payable prepares all invoices for payment of purchased goods and services. Financial Systems maintains the automated general ledger and budget accounting systems. Revenue accounting is responsible for rail revenue.

COMPTROLLER

Responsible for preparation of CTA's annual operating budget, general ledger accounting (operating and capital) activities, accounts receivable, physical accountability of the fixed assets of the Authority, financial statement preparation, external reporting, coordination of all audits, bank reconciliation, and analysis of accounts.

CAPITAL INVESTMENT

Develop and fosters the development of capital investment plans and programs for improvement and expansion of facilities.

EMPLOYEE SERVICES

Responsible for ensuring open and ongoing communication with employees, and ensuring that issues of concern to employees are given proper attention and focus.

PERSONNEL SERVICES

Administer the Authority's employment and placement function in accordance with Federal, State, and Local Laws and Collective Bargaining Agreements. Administer programs related to temporarily disabled employees. Administer compliance with Family and Medical Leave Act and the Americans with Disabilities Act provisions.

PROGRAM COMPLIANCE

Provide assistance to all departments of the Authority in the application of progressive discipline standards.

MEDICAL & BENEFIT SERVICES

Responsible for management of all employee insurance programs including health, life, vision and weekly indemnity. Conduct employee physical examinations. Review and evaluate employee disability claims. Conduct medical and drug/alcohol screening for all active employees to meet OSHA, FTA, and Authority requirements. Evaluate the physical condition of all employees applying for a disability pension.

TECHNOLOGY DEVELOPMENT

TECHNOLOGY MANAGEMENT	Identify, research and assist in the implementation of ways to improve CTA's productivity, management and quality of service.
MANAGEMENT INFORMATION SYSTEMS	Provide new and existing information system services to CTA. Increase the level of proficiency in client/server technology.
REVENUE EQUIPMENT TECH. & MAINTENANCE	Maintain all revenue equipment and related computer systems supporting this equipment. Monitor and ensure that AFC system is properly recording ridership and fare collection information. Ensure continuous operation of revenue equipment through deployment of maintenance forces twenty-four hours per day.

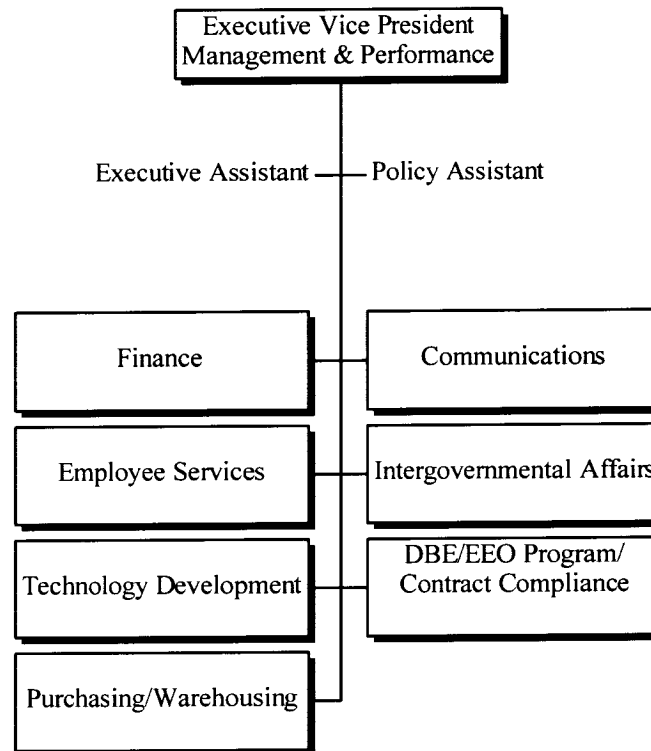
PURCHASING/WAREHOUSING

QUALITY ASSURANCE	Responsible for specification, preparation and maintenance, incoming material inspection, vendor performance monitoring/reporting, and document management.
PURCHASING	Maximize competition among bidders to provide goods, materials and services to CTA on a timely basis so that CTA's obligation to provide transit services to the public is met at the lowest possible cost.
WAREHOUSING	Maintain CTA inventory.

CHICAGO TRANSIT AUTHORITY
1999 BUDGET BY CATEGORY

AREA	0600	MGMT & PERFORMANCE	ROLLS UP TO AREA 0001				1999 BUDGET	
			1997 ACTUAL	1998 BUDGET	1998 ACTUAL 1 - 5	1998 FORECAST 6 -12		1998 TOTAL
POSITIONS								
FULL TIME PERM			957	907	-	847	847	923
PART TIME			11	9	-	17	17	9
FULL TIME TEMP			15	11	-	26	26	9
STO POSITIONS			-	-	-	-	-	-
TOTAL POSITIONS			983	927	-	890	890	941
HOURS								
OPERATING HOURS			1,646,927	1,638,224	665,291	896,588	1,561,879	1,737,142
NON-OPERATING HOURS			265,165	150,507	52,093	73,359	125,452	131,939
TOTAL HOURS			1,912,092	1,788,731	717,384	969,947	1,687,331	1,869,081
OPERATING EXPENSE								
LABOR			48,380,755	49,752,062	19,784,464	26,078,596	45,863,060	50,958,574
MATERIAL			3,883,744	3,560,734	1,238,721	2,103,726	3,342,447	4,551,002
FUEL - REVENUE EQUIPMENT			-	-	-	-	-	-
ELECTRIC POWER - REV EQUIPMENT			-	-	-	-	-	-
PROV FOR INJURIES AND DAMAGES			-	-	-	-	-	-
PURCHASE OF SECURITY SERVICES			162,734	260,000	116,179	269,500	385,679	586,000
PURCHASE OF PARATRANSIT SVCS			-	-	-	-	-	-
OTHER:								
UTILITIES			1,913	956	774	1,000	1,774	972
MAINTENANCE & REPAIR			5,401,668	5,653,667	2,595,301	2,926,607	5,521,908	7,485,675
ADVERTISING & PROMOTION			2,402,100	2,008,446	724,488	1,485,270	2,209,758	1,640,159
CONTRACTUAL SERVICES			7,847,422	7,489,010	2,132,308	3,801,112	5,933,420	8,464,434
PROV FOR PASSENGER SECURITY			-	-	-	-	-	-
LEASES & RENTALS			1,102,299	581,373	416,226	522,126	938,352	1,505,641
TRAVEL, TRAINING, SEMINARS & DUES			163,922	251,863	31,470	142,912	174,382	179,239
WARRANTY AND OTHER CREDITS			151	-	79	-	79	-
GENERAL EXPENSES			336,235	279,725	122,245	166,456	288,701	248,366
TOTAL OPERATING EXPENSE			69,682,943	69,837,836	27,162,255	37,497,305	64,659,560	75,620,062
NON-OPERATING EXPENSE								
LABOR			7,195,147	4,740,801	1,709,878	2,422,235	4,132,113	4,434,455
MATERIAL			(15,175)	266,644	669	-	669	-
OTHER SERVICES			30,083,491	22,743,279	5,862,476	13,855,118	19,717,594	5,441,137
TOTAL NON-OPERATING EXPENSE			37,263,463	27,750,724	7,573,023	16,277,353	23,850,376	9,875,592

MANAGEMENT & PERFORMANCE EXECUTIVE VICE PRESIDENT

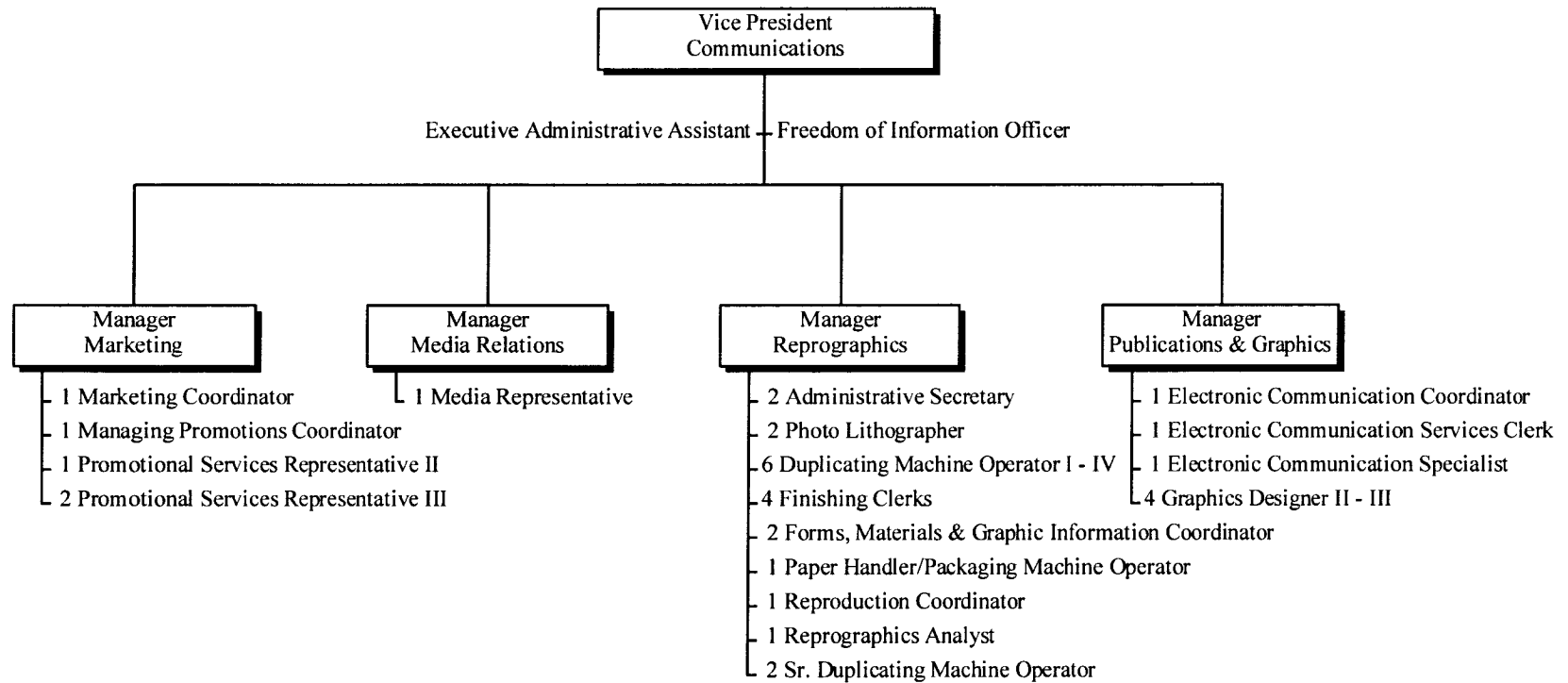


3 Total Positions

CHICAGO TRANSIT AUTHORITY
1999 BUDGET BY CATEGORY

AREA	0603	MGMT & PERFORMANCE EXEC VP		ROLLS UP TO AREA 0600			
		1997 ACTUAL	1998 BUDGET	1998 ACTUAL 1 - 5	1998 FORECAST 6 -12	1998 TOTAL	1999 BUDGET
POSITIONS							
FULL TIME PERM		3	3	-	3	3	3
PART TIME		-	-	-	-	-	-
FULL TIME TEMP		-	-	-	-	-	-
STO POSITIONS		-	-	-	-	-	-
TOTAL POSITIONS		3	3	-	3	3	3
HOURS							
OPERATING HOURS		4,768	5,688	2,464	3,343	5,807	5,841
NON-OPERATING HOURS		-	-	-	-	-	-
TOTAL HOURS		4,768	5,688	2,464	3,343	5,807	5,841
OPERATING EXPENSE							
LABOR		305,953	283,500	138,488	197,860	336,348	305,272
MATERIAL		111	348	690	766	1,456	342
FUEL - REVENUE EQUIPMENT		-	-	-	-	-	-
ELECTRIC POWER - REV EQUIPMENT		-	-	-	-	-	-
PROV FOR INJURIES AND DAMAGES		-	-	-	-	-	-
PURCHASE OF SECURITY SERVICES		-	-	-	-	-	-
PURCHASE OF PARATRANSIT SVCS		-	-	-	-	-	-
OTHER:							
UTILITIES		-	-	-	-	-	-
MAINTENANCE & REPAIR		-	-	-	-	-	-
ADVERTISING & PROMOTION		-	-	-	-	-	-
CONTRACTUAL SERVICES		9,595	-	138	138	276	-
PROV FOR PASSENGER SECURITY		-	-	-	-	-	-
LEASES & RENTALS		-	-	-	-	-	-
TRAVEL, TRAINING, SEMINARS & DUES		1,907	1,276	2,748	5,000	7,748	2,000
WARRANTY AND OTHER CREDITS		-	-	-	-	-	-
GENERAL EXPENSES		-	4,500	18,619	2,000	20,619	4,500
TOTAL OPERATING EXPENSE		317,566	289,624	160,683	205,764	366,447	312,114
NON-OPERATING EXPENSE							
LABOR		-	-	-	-	-	-
MATERIAL		-	-	-	-	-	-
OTHER SERVICES		-	-	-	-	-	-
TOTAL NON-OPERATING EXPENSE		-	-	-	-	-	-

MANAGEMENT & PERFORMANCE COMMUNICATIONS

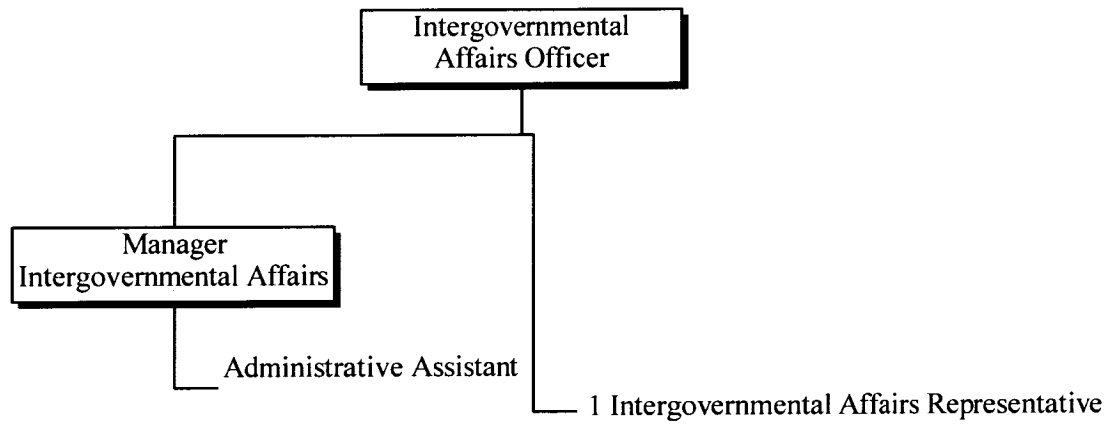


41 Total Positions

CHICAGO TRANSIT AUTHORITY
1999 BUDGET BY CATEGORY

AREA	0055	COMMUNICATIONS	ROLLS UP TO AREA 0600				1999 BUDGET	
			1997 ACTUAL	1998 BUDGET	1998 ACTUAL 1 - 5	1998 FORECAST 6 -12		1998 TOTAL
POSITIONS								
FULL TIME PERM			41	40	-	48	48	41
PART TIME			-	-	-	-	-	-
FULL TIME TEMP			-	-	-	1	1	-
STO POSITIONS			-	-	-	-	-	-
TOTAL POSITIONS			41	40	-	49	49	41
HOURS								
OPERATING HOURS			91,221	86,240	36,494	51,646	88,140	75,997
NON-OPERATING HOURS			1,187	-	-	-	-	-
TOTAL HOURS			92,408	86,240	36,494	51,646	88,140	75,997
OPERATING EXPENSE								
LABOR			2,622,929	2,688,294	1,082,319	1,527,497	2,609,816	2,347,203
MATERIAL			338,900	392,530	124,477	180,922	305,399	382,961
FUEL - REVENUE EQUIPMENT			-	-	-	-	-	-
ELECTRIC POWER - REV EQUIPMENT			-	-	-	-	-	-
PROV FOR INJURIES AND DAMAGES			-	-	-	-	-	-
PURCHASE OF SECURITY SERVICES			-	-	-	-	-	-
PURCHASE OF PARATRANSIT SVCS			-	-	-	-	-	-
OTHER:								
UTILITIES			-	-	-	-	-	-
MAINTENANCE & REPAIR			64,736	72,000	29,233	35,295	64,528	85,736
ADVERTISING & PROMOTION			2,397,253	2,005,088	719,130	1,481,197	2,200,327	1,634,172
CONTRACTUAL SERVICES			11,104	133,476	7,814	28,888	36,702	22,500
PROV FOR PASSENGER SECURITY			-	-	-	-	-	-
LEASES & RENTALS			325,223	325,000	86,998	146,299	233,297	332,771
TRAVEL, TRAINING, SEMINARS & DUES			2,557	4,000	433	2,000	2,433	1,885
WARRANTY AND OTHER CREDITS			-	-	-	-	-	-
GENERAL EXPENSES			24,334	2,513	487	1,250	1,737	2,336
TOTAL OPERATING EXPENSE			5,787,036	5,622,901	2,050,891	3,403,348	5,454,239	4,809,564
NON-OPERATING EXPENSE								
LABOR			7,849	-	-	-	-	-
MATERIAL			(875)	-	(1)	-	(1)	-
OTHER SERVICES			61,702	-	129,134	-	129,134	-
TOTAL NON-OPERATING EXPENSE			68,676	-	129,133	-	129,133	-

MANAGEMENT & PERFORMANCE INTERGOVERNMENTAL AFFAIRS

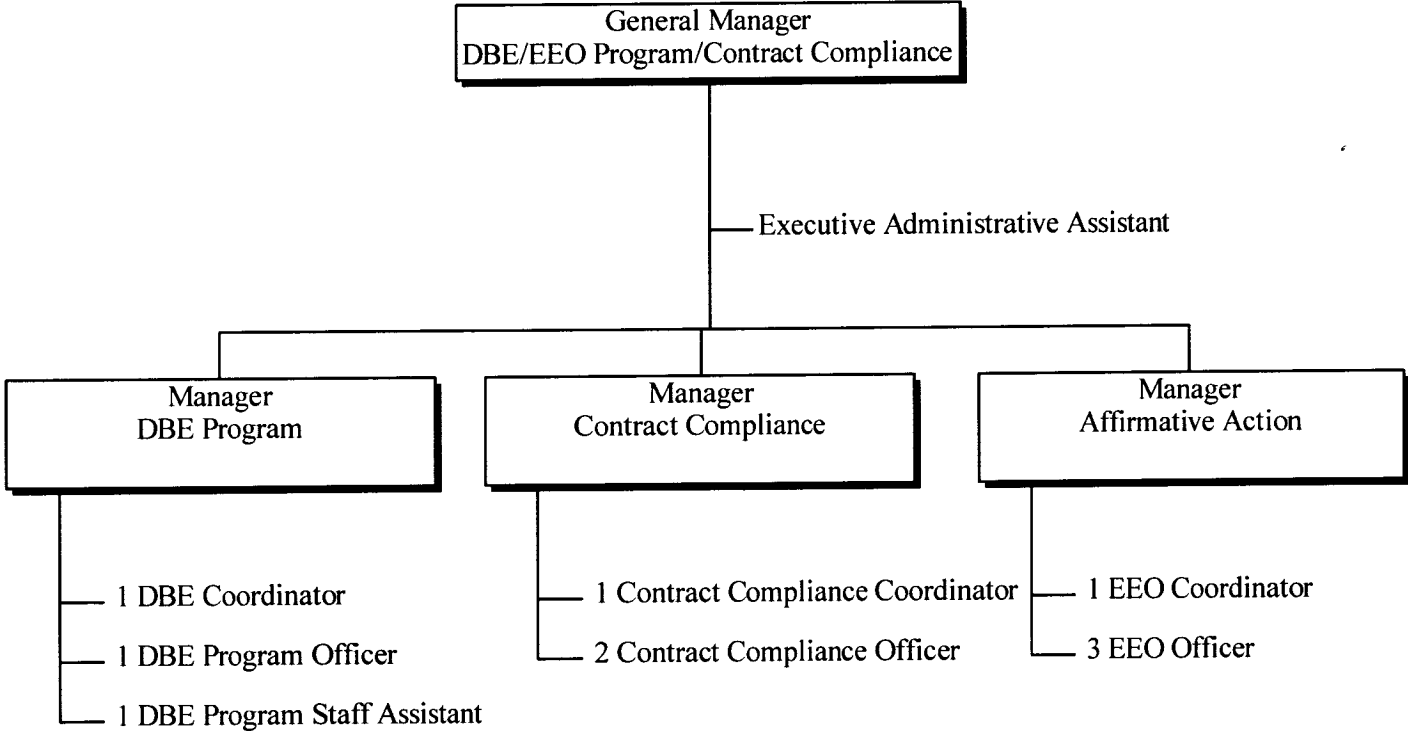


4 Total Positions

CHICAGO TRANSIT AUTHORITY
1999 BUDGET BY CATEGORY

AREA	0007	INTERGOVERNMENTAL AFFAIRS	ROLLS UP TO AREA 0600				1999 BUDGET	
			1997 ACTUAL	1998 BUDGET	1998 ACTUAL 1 - 5	1998 FORECAST 6 -12		1998 TOTAL
POSITIONS								
FULL TIME PERM			4	4	-	1	1	4
PART TIME			-	-	-	-	-	-
FULL TIME TEMP			-	-	-	-	-	-
STO POSITIONS			-	-	-	-	-	-
TOTAL POSITIONS			4	4	-	1	1	4
HOURS								
OPERATING HOURS			6,592	7,424	3,240	1,002	4,242	7,316
NON-OPERATING HOURS			-	-	-	-	-	-
TOTAL HOURS			6,592	7,424	3,240	1,002	4,242	7,316
OPERATING EXPENSE								
LABOR			272,963	293,056	91,486	57,222	148,708	344,852
MATERIAL			1,302	359	1,081	358	1,439	405
FUEL - REVENUE EQUIPMENT			-	-	-	-	-	-
ELECTRIC POWER - REV EQUIPMENT			-	-	-	-	-	-
PROV FOR INJURIES AND DAMAGES			-	-	-	-	-	-
PURCHASE OF SECURITY SERVICES			-	-	-	-	-	-
PURCHASE OF PARATRANSIT SVCS			-	-	-	-	-	-
OTHER:								
UTILITIES			-	-	-	-	-	-
MAINTENANCE & REPAIR			-	-	-	-	-	-
ADVERTISING & PROMOTION			-	-	-	-	-	-
CONTRACTUAL SERVICES			88,196	106,240	33,636	66,364	100,000	171,000
PROV FOR PASSENGER SECURITY			-	-	-	-	-	-
LEASES & RENTALS			-	447	-	-	-	-
TRAVEL, TRAINING, SEMINARS & DUES			11,040	5,000	2,269	3,262	5,531	11,666
WARRANTY AND OTHER CREDITS			-	-	-	-	-	-
GENERAL EXPENSES			4,145	4,095	2,838	796	3,634	3,297
TOTAL OPERATING EXPENSE			377,646	409,197	131,310	128,002	259,312	531,220
NON-OPERATING EXPENSE								
LABOR			-	-	-	-	-	-
MATERIAL			-	-	-	-	-	-
OTHER SERVICES			-	-	-	-	-	-
TOTAL NON-OPERATING EXPENSE			-	-	-	-	-	-

**MANAGEMENT & PERFORMANCE
DBE/EEO PROGRAM/CONTRACT COMPLIANCE**



15 Total Positions

CHICAGO TRANSIT AUTHORITY
1999 BUDGET BY CATEGORY

AREA	0615	DBE/EEO/CONTRACT COMPLIANCE		ROLLS UP TO AREA 0600			
		1997 ACTUAL	1998 BUDGET	1998 ACTUAL 1 - 5	1998 FORECAST 6 - 12	1998 TOTAL	1999 BUDGET
POSITIONS							
FULL TIME PERM		16	16	-	15	15	15
PART TIME		-	-	-	-	-	-
FULL TIME TEMP		3	2	-	2	2	-
STO POSITIONS		-	-	-	-	-	-
TOTAL POSITIONS		19	18	-	17	17	15
HOURS							
OPERATING HOURS		19,269	17,000	7,164	8,981	16,145	12,319
NON-OPERATING HOURS		14,280	15,000	5,126	9,002	14,128	15,000
TOTAL HOURS		33,549	32,000	12,290	17,983	30,273	27,319
OPERATING EXPENSE							
LABOR		654,685	628,495	235,605	283,655	519,260	428,214
MATERIAL		7,519	13,173	4,986	4,823	9,809	8,469
FUEL - REVENUE EQUIPMENT		-	-	-	-	-	-
ELECTRIC POWER - REV EQUIPMENT		-	-	-	-	-	-
PROV FOR INJURIES AND DAMAGES		-	-	-	-	-	-
PURCHASE OF SECURITY SERVICES		-	-	-	-	-	-
PURCHASE OF PARATRANSIT SVCS		-	-	-	-	-	-
OTHER:							
UTILITIES		-	-	-	-	-	-
MAINTENANCE & REPAIR		-	-	-	-	-	-
ADVERTISING & PROMOTION		-	890	-	890	890	716
CONTRACTUAL SERVICES		10,428	3,995	1,926	1,450	3,376	286
PROV FOR PASSENGER SECURITY		-	-	-	-	-	-
LEASES & RENTALS		-	-	-	-	-	-
TRAVEL, TRAINING, SEMINARS & DUES		6,010	7,369	2,509	4,245	6,754	10,858
WARRANTY AND OTHER CREDITS		-	-	-	-	-	-
GENERAL EXPENSES		4,639	10,000	3,467	4,433	7,900	8,660
TOTAL OPERATING EXPENSE		683,281	663,922	248,493	299,496	547,989	457,203
NON-OPERATING EXPENSE							
LABOR		416,778	486,127	158,744	305,718	464,462	521,365
MATERIAL		-	-	-	-	-	-
OTHER SERVICES		8,796	-	8,088	-	8,088	-
TOTAL NON-OPERATING EXPENSE		425,574	486,127	166,832	305,718	472,550	521,365

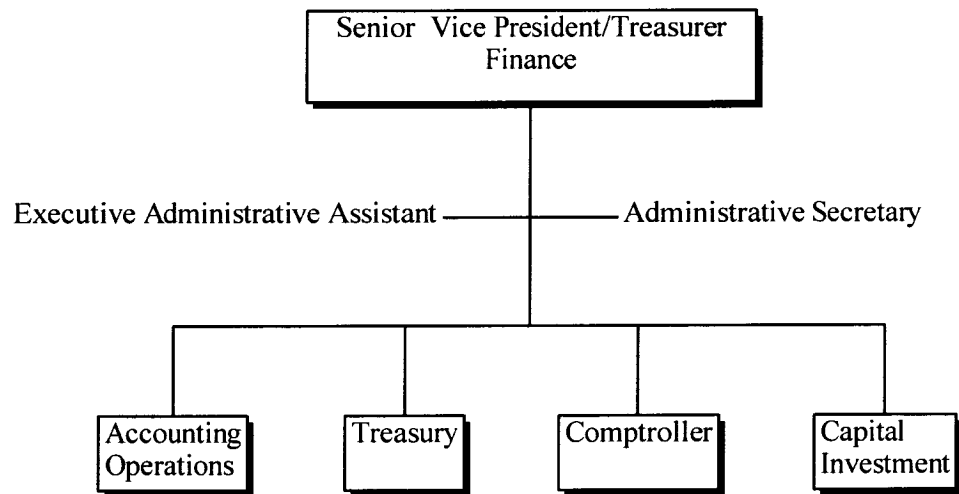
PROFESSIONAL

We will be dependable for
Our customer and
fellow
employees,
and will maintain the
highest standards of trust.

CHICAGO TRANSIT AUTHORITY
1999 BUDGET BY CATEGORY

AREA	0700	FINANCE	ROLLS UP TO AREA 0600				1999 BUDGET	
			1997 ACTUAL	1998 BUDGET	1998 ACTUAL 1 - 5	1998 FORECAST 6 -12		1998 TOTAL
<u>POSITIONS</u>								
FULL TIME PERM			240	226	-	208	208	226
PART TIME			10	8	-	9	9	7
FULL TIME TEMP			12	9	-	11	11	9
STO POSITIONS			-	-	-	-	-	-
TOTAL POSITIONS			262	243	-	228	228	242
<u>HOURS</u>								
OPERATING HOURS			344,456	343,790	132,422	178,646	311,068	333,548
NON-OPERATING HOURS			116,456	121,507	41,680	59,776	101,456	111,799
TOTAL HOURS			460,912	465,297	174,102	238,422	412,524	445,347
<u>OPERATING EXPENSE</u>								
LABOR			9,657,184	9,759,062	3,636,650	4,788,840	8,425,490	9,909,769
MATERIAL			1,949,562	1,539,957	502,498	931,957	1,434,455	2,697,645
FUEL - REVENUE EQUIPMENT			-	-	-	-	-	-
ELECTRIC POWER - REV EQUIPMENT			-	-	-	-	-	-
PROV FOR INJURIES AND DAMAGES			-	-	-	-	-	-
PURCHASE OF SECURITY SERVICES			162,734	260,000	116,179	269,500	385,679	586,000
PURCHASE OF PARATRANSIT SVCS			-	-	-	-	-	-
OTHER:								
UTILITIES			1,913	956	774	1,000	1,774	972
MAINTENANCE & REPAIR			119,193	156,551	29,324	20,790	50,114	200,144
ADVERTISING & PROMOTION			3,831	1,805	688	1,116	1,804	2,000
CONTRACTUAL SERVICES			4,666,785	4,003,644	1,148,656	1,442,531	2,591,187	4,628,339
PROV FOR PASSENGER SECURITY			-	-	-	-	-	-
LEASES & RENTALS			-	100	-	100	100	-
TRAVEL, TRAINING, SEMINARS & DUES			56,972	76,526	5,606	83,700	89,306	73,554
WARRANTY AND OTHER CREDITS			151	-	79	-	79	-
GENERAL EXPENSES			20,028	25,082	4,749	10,187	14,936	14,645
TOTAL OPERATING EXPENSE			16,638,353	15,823,683	5,445,203	7,549,721	12,994,924	18,113,068
<u>NON-OPERATING EXPENSE</u>								
LABOR			3,544,057	3,671,961	1,332,490	1,930,577	3,263,067	3,687,106
MATERIAL			(5,946)	-	670	-	670	-
OTHER SERVICES			988,599	260,000	278,448	269,273	547,721	422,065
TOTAL NON-OPERATING EXPENSE			4,526,710	3,931,961	1,611,608	2,199,850	3,811,458	4,109,171

MANAGEMENT & PERFORMANCE
FINANCE
SENIOR VICE PRESIDENT

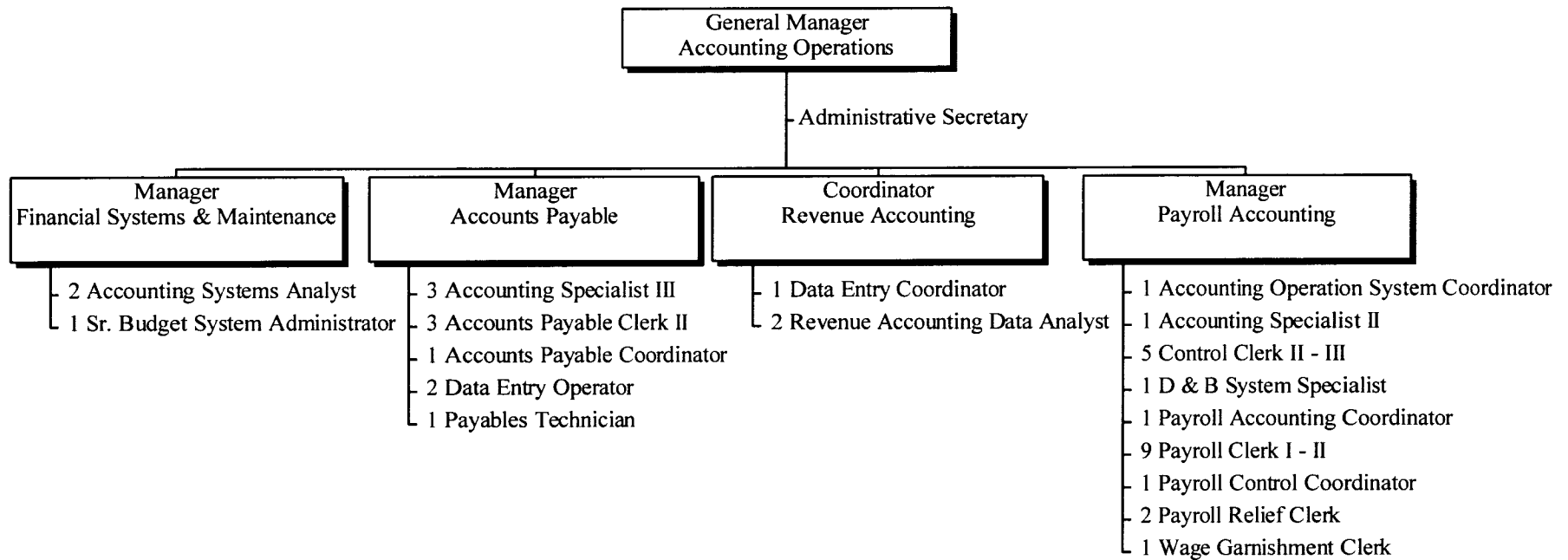


3 Total Positions

CHICAGO TRANSIT AUTHORITY
1999 BUDGET BY CATEGORY

AREA	0703	FINANCE SR VP/TREASURER	ROLLS UP TO AREA 0700				1999 BUDGET	
			1997 ACTUAL	1998 BUDGET	1998 ACTUAL 1 - 5	1998 FORECAST 6 -12		1998 TOTAL
POSITIONS								
FULL TIME PERM			4	5	-	3	3	3
PART TIME			-	-	-	-	-	-
FULL TIME TEMP			-	-	-	-	-	-
STO POSITIONS			-	-	-	-	-	-
TOTAL POSITIONS			4	5	-	3	3	3
HOURS								
OPERATING HOURS			8,883	9,280	2,160	3,205	5,365	5,558
NON-OPERATING HOURS			-	-	-	-	-	-
TOTAL HOURS			8,883	9,280	2,160	3,205	5,365	5,558
OPERATING EXPENSE								
LABOR			433,179	432,968	85,278	132,011	217,289	234,310
MATERIAL			1,366	4,179	390	100	490	500
FUEL - REVENUE EQUIPMENT			-	-	-	-	-	-
ELECTRIC POWER - REV EQUIPMENT			-	-	-	-	-	-
PROV FOR INJURIES AND DAMAGES			-	-	-	-	-	-
PURCHASE OF SECURITY SERVICES			-	-	-	-	-	-
PURCHASE OF PARATRANSIT SVCS			-	-	-	-	-	-
OTHER:								
UTILITIES			-	-	-	-	-	-
MAINTENANCE & REPAIR			-	-	-	-	-	-
ADVERTISING & PROMOTION			1,185	-	-	-	-	-
CONTRACTUAL SERVICES			560,569	250,200	193,659	156,426	350,085	50,000
PROV FOR PASSENGER SECURITY			-	-	-	-	-	-
LEASES & RENTALS			-	-	-	-	-	-
TRAVEL, TRAINING, SEMINARS & DUES			54,591	57,120	2,365	67,365	69,730	48,000
WARRANTY AND OTHER CREDITS			-	-	-	-	-	-
GENERAL EXPENSES			10,328	9,151	942	2,365	3,307	3,500
TOTAL OPERATING EXPENSE			1,061,218	753,618	282,634	358,267	640,901	336,310
NON-OPERATING EXPENSE								
LABOR			-	-	-	-	-	-
MATERIAL			-	-	-	-	-	-
OTHER SERVICES			-	-	-	-	-	-
TOTAL NON-OPERATING EXPENSE			-	-	-	-	-	-

**MANAGEMENT & PERFORMANCE
FINANCE
ACCOUNTING OPERATIONS**

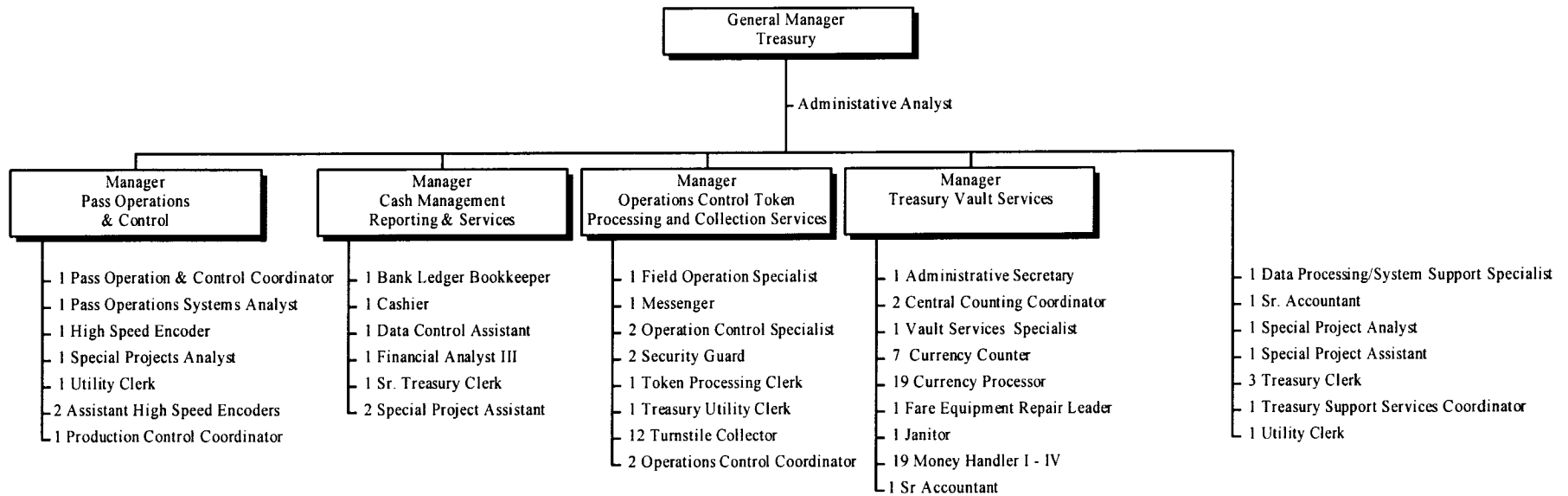


44 Total Positions

CHICAGO TRANSIT AUTHORITY
1999 BUDGET BY CATEGORY

AREA	0804	ACCOUNTING OPERATIONS	ROLLS UP TO AREA 0700				1999 BUDGET	
			1997 ACTUAL	1998 BUDGET	1998 ACTUAL 1 - 5	1998 FORECAST 6 -12		1998 TOTAL
POSITIONS								
FULL TIME PERM			49	44	-	41	41	44
PART TIME			-	-	-	-	-	-
FULL TIME TEMP			-	-	-	-	-	-
STO POSITIONS			-	-	-	-	-	-
TOTAL POSITIONS			49	44	-	41	41	44
HOURS								
OPERATING HOURS			93,899	81,840	33,284	42,379	75,663	80,969
NON-OPERATING HOURS			108	108	36	70	106	108
TOTAL HOURS			94,007	81,948	33,320	42,449	75,769	81,077
OPERATING EXPENSE								
LABOR			2,685,654	2,686,232	961,412	1,245,968	2,207,380	2,648,907
MATERIAL			9,682	12,019	3,572	6,710	10,282	11,359
FUEL - REVENUE EQUIPMENT			-	-	-	-	-	-
ELECTRIC POWER - REV EQUIPMENT			-	-	-	-	-	-
PROV FOR INJURIES AND DAMAGES			-	-	-	-	-	-
PURCHASE OF SECURITY SERVICES			-	-	-	-	-	-
PURCHASE OF PARATRANSIT SVCS			-	-	-	-	-	-
OTHER:								
UTILITIES			-	-	-	-	-	-
MAINTENANCE & REPAIR			185	-	-	-	-	-
ADVERTISING & PROMOTION			-	-	-	-	-	-
CONTRACTUAL SERVICES			27,121	6,000	3	-	3	-
PROV FOR PASSENGER SECURITY			-	-	-	-	-	-
LEASES & RENTALS			-	100	-	100	100	-
TRAVEL, TRAINING, SEMINARS & DUES			-	2,200	-	-	-	-
WARRANTY AND OTHER CREDITS			-	-	-	-	-	-
GENERAL EXPENSES			237	4,200	583	1,864	2,447	1,200
TOTAL OPERATING EXPENSE			2,722,879	2,710,751	965,570	1,254,642	2,220,212	2,661,466
NON-OPERATING EXPENSE								
LABOR			2,945	3,203	1,029	2,103	3,132	3,287
MATERIAL			-	-	-	-	-	-
OTHER SERVICES			-	-	-	-	-	-
TOTAL NON-OPERATING EXPENSE			2,945	3,203	1,029	2,103	3,132	3,287

MANAGEMENT & PERFORMANCE FINANCE TREASURY

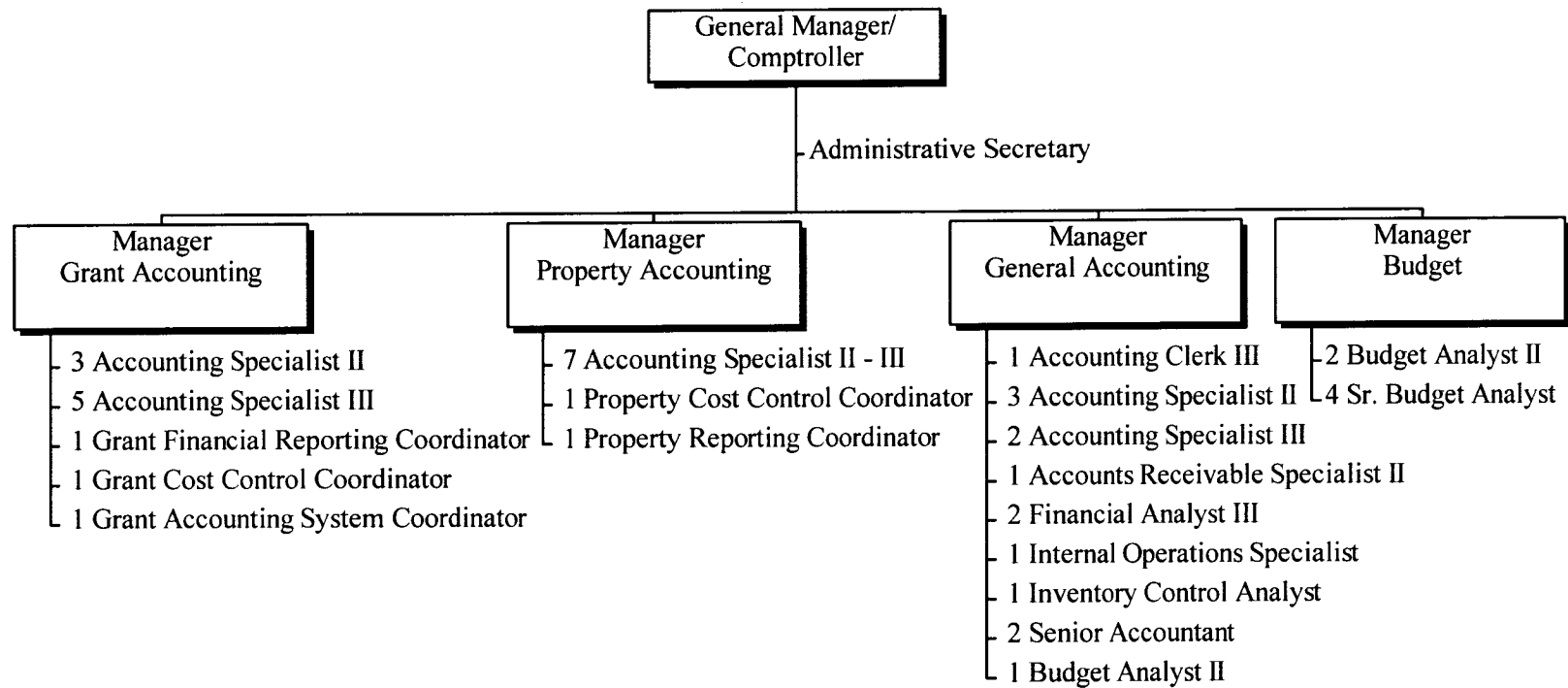


103 Total Positions

CHICAGO TRANSIT AUTHORITY
1999 BUDGET BY CATEGORY

AREA	0846	TREASURY	ROLLS UP TO AREA 0700				1999 BUDGET	
			1997 ACTUAL	1998 BUDGET	1998 ACTUAL 1 - 5	1998 FORECAST 6 -12		1998 TOTAL
<u>POSITIONS</u>								
FULL TIME PERM			89	83	-	84	84	87
PART TIME			10	8	-	9	9	7
FULL TIME TEMP			12	9	-	11	11	9
STO POSITIONS			-	-	-	-	-	-
TOTAL POSITIONS			111	100	-	104	104	103
<u>HOURS</u>								
OPERATING HOURS			184,478	197,930	73,727	108,590	182,317	188,560
NON-OPERATING HOURS			283	-	-	-	-	-
TOTAL HOURS			184,761	197,930	73,727	108,590	182,317	188,560
<u>OPERATING EXPENSE</u>								
LABOR			4,634,054	4,929,845	1,822,446	2,557,003	4,379,449	4,998,694
MATERIAL			1,917,359	1,501,199	493,356	916,248	1,409,604	2,669,139
FUEL - REVENUE EQUIPMENT			-	-	-	-	-	-
ELECTRIC POWER - REV EQUIPMENT			-	-	-	-	-	-
PROV FOR INJURIES AND DAMAGES			-	-	-	-	-	-
PURCHASE OF SECURITY SERVICES			162,734	260,000	116,179	269,500	385,679	586,000
PURCHASE OF PARATRANSIT SVCS			-	-	-	-	-	-
OTHER:								
UTILITIES			1,913	956	774	1,000	1,774	972
MAINTENANCE & REPAIR			119,008	156,551	29,324	20,790	50,114	157,757
ADVERTISING & PROMOTION			-	-	-	-	-	-
CONTRACTUAL SERVICES			4,025,597	3,696,045	919,962	1,271,039	2,191,001	4,226,345
PROV FOR PASSENGER SECURITY			-	-	-	-	-	-
LEASES & RENTALS			-	-	-	-	-	-
TRAVEL, TRAINING, SEMINARS & DUES			243	500	12	-	12	1,200
WARRANTY AND OTHER CREDITS			151	-	79	-	79	-
GENERAL EXPENSES			5,116	4,676	878	3,849	4,727	4,522
TOTAL OPERATING EXPENSE			10,866,175	10,549,772	3,383,010	5,039,429	8,422,439	12,644,629
<u>NON-OPERATING EXPENSE</u>								
LABOR			7,289	-	-	-	-	-
MATERIAL			(6,950)	-	-	-	-	-
OTHER SERVICES			59,596	-	46,597	-	46,597	-
TOTAL NON-OPERATING EXPENSE			59,935	-	46,597	-	46,597	-

MANAGEMENT & PERFORMANCE
FINANCE
COMPTROLLER

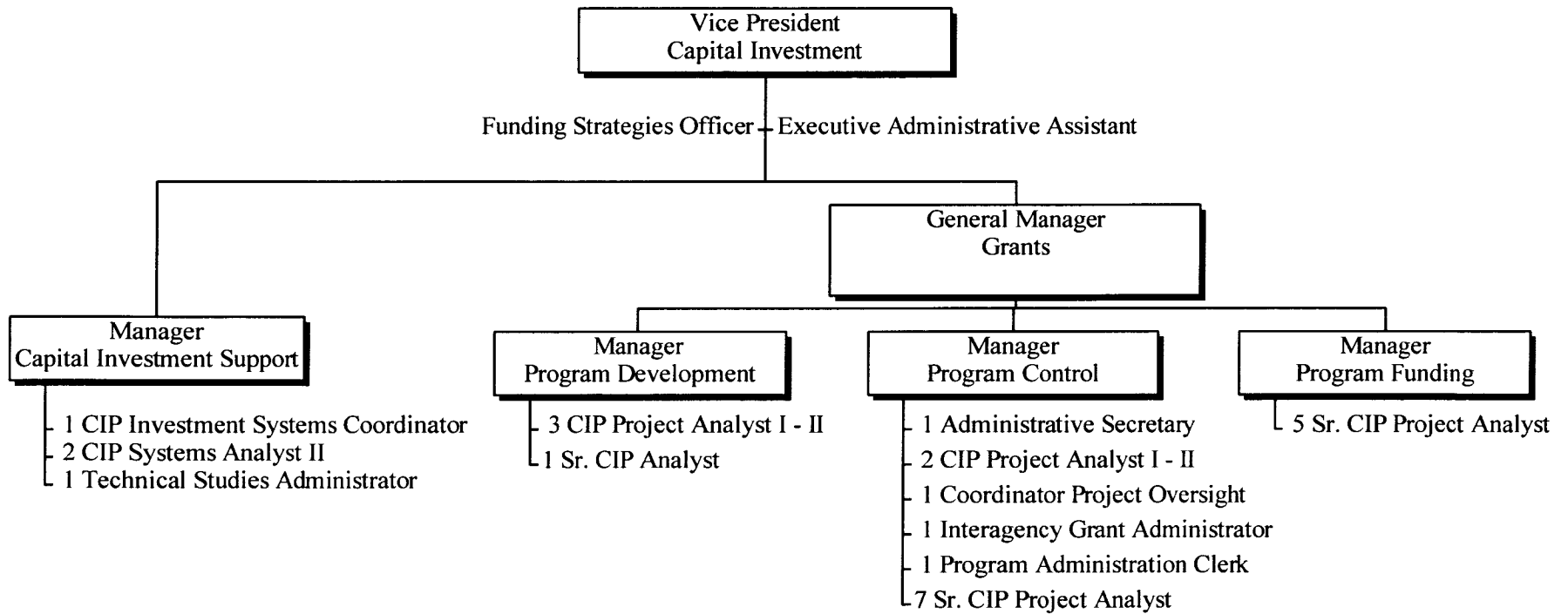


46 Total Positions

CHICAGO TRANSIT AUTHORITY
1999 BUDGET BY CATEGORY

AREA	0805	COMPTROLLER	ROLLS UP TO AREA 0700				1999 BUDGET	
			1997 ACTUAL	1998 BUDGET	1998 ACTUAL 1 - 5	1998 FORECAST 6 -12		1998 TOTAL
POSITIONS								
FULL TIME PERM			50	47	-	42	42	46
PART TIME			-	-	-	-	-	-
FULL TIME TEMP			-	-	-	-	-	-
STO POSITIONS			-	-	-	-	-	-
TOTAL POSITIONS			50	47	-	42	42	46
HOURS								
OPERATING HOURS			48,612	47,660	19,300	21,310	40,610	51,604
NON-OPERATING HOURS			38,208	40,760	14,690	22,814	37,504	33,526
TOTAL HOURS			86,820	88,420	33,990	44,124	78,114	85,130
OPERATING EXPENSE								
LABOR			1,533,618	1,434,300	620,279	710,198	1,330,477	1,723,761
MATERIAL			12,655	8,861	2,543	6,204	8,747	8,456
FUEL - REVENUE EQUIPMENT			-	-	-	-	-	-
ELECTRIC POWER - REV EQUIPMENT			-	-	-	-	-	-
PROV FOR INJURIES AND DAMAGES			-	-	-	-	-	-
PURCHASE OF SECURITY SERVICES			-	-	-	-	-	-
PURCHASE OF PARATRANSIT SVCS			-	-	-	-	-	-
OTHER:								
UTILITIES			-	-	-	-	-	-
MAINTENANCE & REPAIR			-	-	-	-	-	42,388
ADVERTISING & PROMOTION			-	-	-	-	-	-
CONTRACTUAL SERVICES			53,483	50,079	35,032	15,065	50,097	351,994
PROV FOR PASSENGER SECURITY			-	-	-	-	-	-
LEASES & RENTALS			-	-	-	-	-	-
TRAVEL, TRAINING, SEMINARS & DUES			2,088	12,718	3,229	15,055	18,284	23,217
WARRANTY AND OTHER CREDITS			-	-	-	-	-	-
GENERAL EXPENSES			3,095	2,397	1,339	1,171	2,510	3,662
TOTAL OPERATING EXPENSE			1,604,939	1,508,355	662,422	747,693	1,410,115	2,153,478
NON-OPERATING EXPENSE								
LABOR			1,113,751	1,241,967	453,237	718,569	1,171,806	1,052,964
MATERIAL			872	-	670	-	670	-
OTHER SERVICES			310,326	-	76,138	-	76,138	-
TOTAL NON-OPERATING EXPENSE			1,424,949	1,241,967	530,045	718,569	1,248,614	1,052,964

MANAGEMENT & PERFORMANCE
FINANCE
CAPITAL INVESTMENT



34 Total Positions

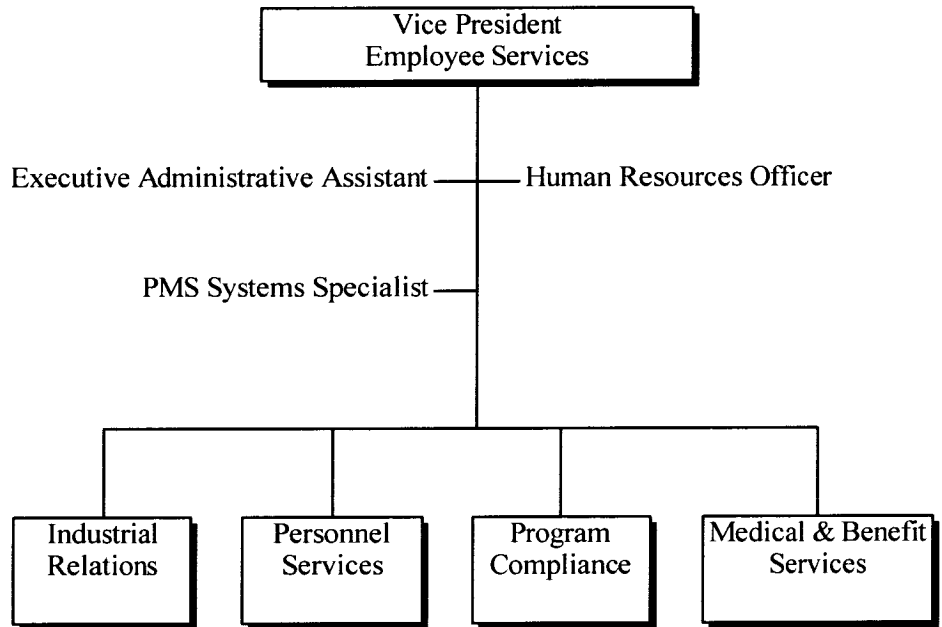
CHICAGO TRANSIT AUTHORITY
1999 BUDGET BY CATEGORY

AREA	0943	CAPITAL INVESTMENT	ROLLS UP TO AREA 0700				
	1997 ACTUAL	1998 BUDGET	1998 ACTUAL 1 - 5	1998 FORECAST 6 -12	1998 TOTAL	1999 BUDGET	
POSITIONS							
FULL TIME PERM	36	35	-	28	28	34	
PART TIME	-	-	-	-	-	-	
FULL TIME TEMP	-	-	-	-	-	-	
STO POSITIONS	-	-	-	-	-	-	
TOTAL POSITIONS	36	35	-	28	28	34	
HOURS							
OPERATING HOURS	8,584	7,080	3,952	3,162	7,114	6,857	
NON-OPERATING HOURS	55,446	58,367	19,052	26,604	45,656	56,324	
TOTAL HOURS	64,030	65,447	23,004	29,766	52,770	63,181	
OPERATING EXPENSE							
LABOR	370,679	275,717	147,235	143,661	290,896	304,098	
MATERIAL	8,500	13,699	2,637	2,695	5,332	8,191	
FUEL - REVENUE EQUIPMENT	-	-	-	-	-	-	
ELECTRIC POWER - REV EQUIPMENT	-	-	-	-	-	-	
PROV FOR INJURIES AND DAMAGES	-	-	-	-	-	-	
PURCHASE OF SECURITY SERVICES	-	-	-	-	-	-	
PURCHASE OF PARATRANSIT SVCS	-	-	-	-	-	-	
OTHER:							
UTILITIES	-	-	-	-	-	-	
MAINTENANCE & REPAIR	-	-	-	-	-	-	
ADVERTISING & PROMOTION	2,646	1,805	688	1,116	1,804	2,000	
CONTRACTUAL SERVICES	15	1,320	-	-	-	-	
PROV FOR PASSENGER SECURITY	-	-	-	-	-	-	
LEASES & RENTALS	-	-	-	-	-	-	
TRAVEL, TRAINING, SEMINARS & DUES	50	3,988	-	1,279	1,279	1,137	
WARRANTY AND OTHER CREDITS	-	-	-	-	-	-	
GENERAL EXPENSES	1,253	4,658	1,006	938	1,944	1,761	
TOTAL OPERATING EXPENSE	383,143	301,187	151,566	149,689	301,255	317,187	
NON-OPERATING EXPENSE							
LABOR	1,751,690	1,739,703	624,769	884,664	1,509,433	1,931,240	
MATERIAL	-	-	-	-	-	-	
OTHER SERVICES	501,652	200,000	152,683	212,303	364,986	422,065	
TOTAL NON-OPERATING EXPENSE	2,253,342	1,939,703	777,452	1,096,967	1,874,419	2,353,305	

CHICAGO TRANSIT AUTHORITY
1999 BUDGET BY CATEGORY

AREA	0602	EMPLOYEE SERVICES	ROLLS UP TO AREA 0600				1999 BUDGET	
			1997 ACTUAL	1998 BUDGET	1998 ACTUAL 1 - 5	1998 FORECAST 6 -12		1998 TOTAL
<u>POSITIONS</u>								
FULL TIME PERM			72	66	-	65	65	67
PART TIME			-	-	-	2	2	-
FULL TIME TEMP			-	-	-	1	1	-
STO POSITIONS			-	-	-	-	-	-
TOTAL POSITIONS			72	66	-	68	68	67
<u>HOURS</u>								
OPERATING HOURS			142,623	137,172	57,602	103,333	160,935	158,667
NON-OPERATING HOURS			-	-	-	-	-	-
TOTAL HOURS			142,623	137,172	57,602	103,333	160,935	158,667
<u>OPERATING EXPENSE</u>								
LABOR			4,446,516	4,314,250	1,877,549	2,831,532	4,709,081	4,804,913
MATERIAL			42,988	57,483	50,027	17,121	67,148	47,080
FUEL - REVENUE EQUIPMENT			-	-	-	-	-	-
ELECTRIC POWER - REV EQUIPMENT			-	-	-	-	-	-
PROV FOR INJURIES AND DAMAGES			-	-	-	-	-	-
PURCHASE OF SECURITY SERVICES			-	-	-	-	-	-
PURCHASE OF PARATRANSIT SVCS			-	-	-	-	-	-
OTHER:								
UTILITIES			-	-	-	-	-	-
MAINTENANCE & REPAIR			10,049	-	-	10,000	10,000	-
ADVERTISING & PROMOTION			561	663	2,692	2,066	4,758	3,270
CONTRACTUAL SERVICES			2,400,707	2,195,831	834,477	1,166,592	2,001,069	1,928,757
PROV FOR PASSENGER SECURITY			-	-	-	-	-	-
LEASES & RENTALS			42,350	590	-	590	590	590
TRAVEL, TRAINING, SEMINARS & DUES			364	36,290	2,673	3,845	6,518	3,925
WARRANTY AND OTHER CREDITS			-	-	-	-	-	-
GENERAL EXPENSES			8,960	16,108	3,955	5,026	8,981	7,981
TOTAL OPERATING EXPENSE			6,952,495	6,621,215	2,771,373	4,036,772	6,808,145	6,796,516
<u>NON-OPERATING EXPENSE</u>								
LABOR			-	-	-	-	-	-
MATERIAL			-	-	-	-	-	-
OTHER SERVICES			15,154	-	19,320	-	19,320	-
TOTAL NON-OPERATING EXPENSE			15,154	-	19,320	-	19,320	-

MANAGEMENT & PERFORMANCE
EMPLOYEE SERVICES
VICE PRESIDENT

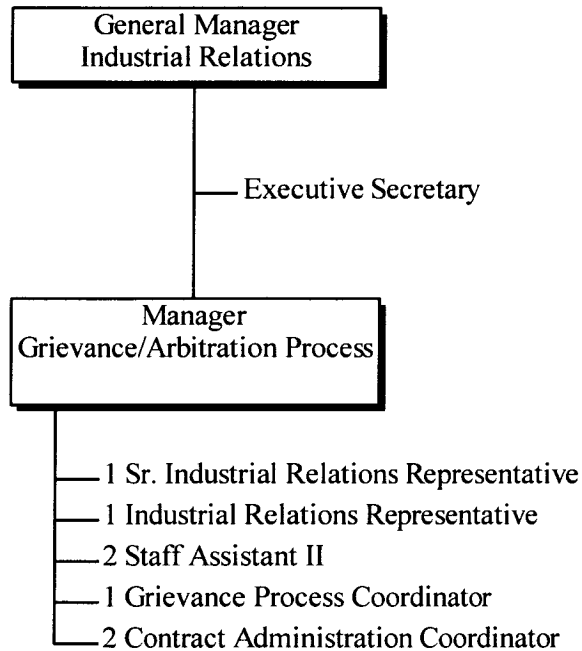


4 Total Positions

CHICAGO TRANSIT AUTHORITY
1999 BUDGET BY CATEGORY

AREA	0607	EMPLOYEE SERVICES VP	ROLLS UP TO AREA 0602				1999 BUDGET
			1997 ACTUAL	1998 BUDGET	1998 ACTUAL 1 - 5	1998 FORECAST 6 -12	
<u>POSITIONS</u>							
FULL TIME PERM			4	4	-	4	4
PART TIME			-	-	-	-	-
FULL TIME TEMP			-	-	-	-	-
STO POSITIONS			-	-	-	-	-
TOTAL POSITIONS			4	4	-	4	4
<u>HOURS</u>							
OPERATING HOURS			10,636	13,424	3,336	29,156	31,999
NON-OPERATING HOURS			-	-	-	-	-
TOTAL HOURS			10,636	13,424	3,336	29,156	31,999
<u>OPERATING EXPENSE</u>							
LABOR			378,767	389,197	158,429	527,336	699,901
MATERIAL			3,013	3,955	264	663	2,982
FUEL - REVENUE EQUIPMENT			-	-	-	-	-
ELECTRIC POWER - REV EQUIPMENT			-	-	-	-	-
PROV FOR INJURIES AND DAMAGES			-	-	-	-	-
PURCHASE OF SECURITY SERVICES			-	-	-	-	-
PURCHASE OF PARATRANSIT SVCS			-	-	-	-	-
OTHER:							
UTILITIES			-	-	-	-	-
MAINTENANCE & REPAIR			-	-	-	-	-
ADVERTISING & PROMOTION			-	-	-	-	-
CONTRACTUAL SERVICES			20,689	13,900	4,820	5,022	9,000
PROV FOR PASSENGER SECURITY			-	-	-	-	-
LEASES & RENTALS			10,588	590	-	590	590
TRAVEL, TRAINING, SEMINARS & DUES			-	1,000	-	1,000	1,000
WARRANTY AND OTHER CREDITS			-	-	-	-	-
GENERAL EXPENSES			1,315	1,871	1,251	1,358	1,690
TOTAL OPERATING EXPENSE			414,372	410,513	164,764	535,969	715,163
<u>NON-OPERATING EXPENSE</u>							
LABOR			-	-	-	-	-
MATERIAL			-	-	-	-	-
OTHER SERVICES			-	-	-	-	-
TOTAL NON-OPERATING EXPENSE			-	-	-	-	-

MANAGEMENT & PERFORMANCE
EMPLOYEE SERVICES
INDUSTRIAL RELATIONS

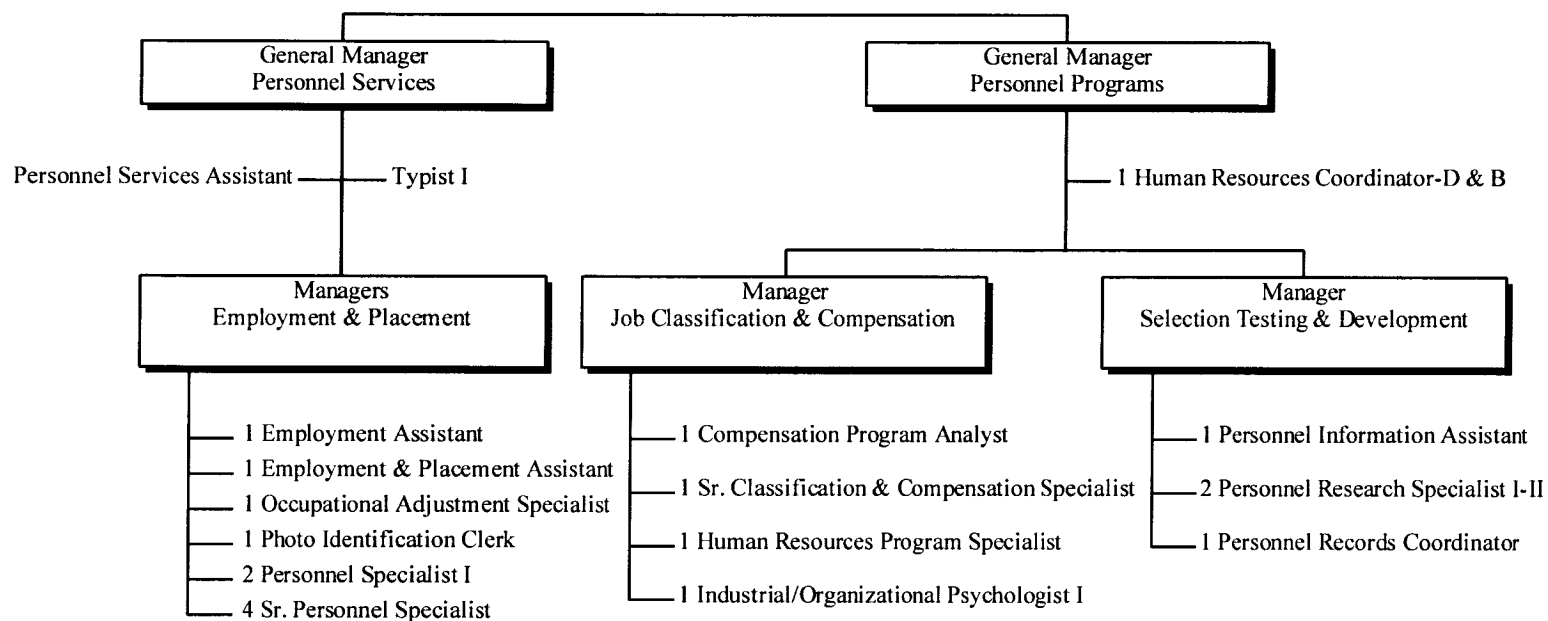


10 Total Positions

CHICAGO TRANSIT AUTHORITY
1999 BUDGET BY CATEGORY

AREA	0081	INDUSTRIAL RELATIONS	ROLLS UP TO AREA 0602				1999 BUDGET	
			1997 ACTUAL	1998 BUDGET	1998 ACTUAL 1 - 5	1998 FORECAST 6 -12		1998 TOTAL
<u>POSITIONS</u>								
FULL TIME PERM			12	10	-	12	12	10
PART TIME			-	-	-	-	-	-
FULL TIME TEMP			-	-	-	-	-	-
STO POSITIONS			-	-	-	-	-	-
TOTAL POSITIONS			12	10	-	12	12	10
<u>HOURS</u>								
OPERATING HOURS			21,631	18,560	9,288	12,486	21,774	18,117
NON-OPERATING HOURS			-	-	-	-	-	-
TOTAL HOURS			21,631	18,560	9,288	12,486	21,774	18,117
<u>OPERATING EXPENSE</u>								
LABOR			697,328	666,307	297,853	412,863	710,716	653,599
MATERIAL			5,142	4,836	1,923	3,831	5,754	4,294
FUEL - REVENUE EQUIPMENT			-	-	-	-	-	-
ELECTRIC POWER - REV EQUIPMENT			-	-	-	-	-	-
PROV FOR INJURIES AND DAMAGES			-	-	-	-	-	-
PURCHASE OF SECURITY SERVICES			-	-	-	-	-	-
PURCHASE OF PARATRANSIT SVCS			-	-	-	-	-	-
OTHER:								
UTILITIES			-	-	-	-	-	-
MAINTENANCE & REPAIR			-	-	-	-	-	-
ADVERTISING & PROMOTION			18	-	-	-	-	-
CONTRACTUAL SERVICES			539,016	229,722	33,531	86,438	119,969	125,574
PROV FOR PASSENGER SECURITY			-	-	-	-	-	-
LEASES & RENTALS			-	-	-	-	-	-
TRAVEL, TRAINING, SEMINARS & DUES			-	2,435	-	2,435	2,435	2,000
WARRANTY AND OTHER CREDITS			-	-	-	-	-	-
GENERAL EXPENSES			5,611	3,627	1,857	396	2,253	3,550
TOTAL OPERATING EXPENSE			1,247,115	906,927	335,164	505,963	841,127	789,017
<u>NON-OPERATING EXPENSE</u>								
LABOR			-	-	-	-	-	-
MATERIAL			-	-	-	-	-	-
OTHER SERVICES			-	-	2,258	-	2,258	-
TOTAL NON-OPERATING EXPENSE			-	-	2,258	-	2,258	-

**MANAGEMENT & PERFORMANCE
EMPLOYEE SERVICES
PERSONNEL SERVICES**

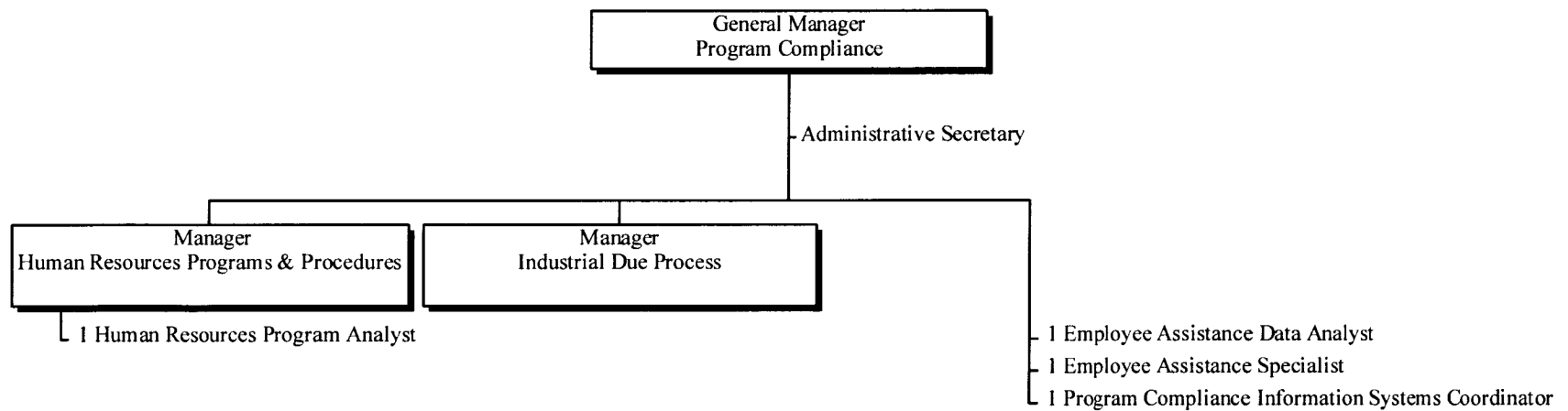


26 Total Positions

CHICAGO TRANSIT AUTHORITY
1999 BUDGET BY CATEGORY

AREA	0606	PERSONNEL SERVICES	ROLLS UP TO AREA 0602				1999 BUDGET	
			1997 ACTUAL	1998 BUDGET	1998 ACTUAL 1 - 5	1998 FORECAST 6 -12		1998 TOTAL
<u>POSITIONS</u>								
FULL TIME PERM			27	25	-	24	24	26
PART TIME			-	-	-	1	1	-
FULL TIME TEMP			-	-	-	-	-	-
STO POSITIONS			-	-	-	-	-	-
TOTAL POSITIONS			27	25	-	25	25	26
<u>HOURS</u>								
OPERATING HOURS			56,603	54,400	23,737	33,278	57,015	55,336
NON-OPERATING HOURS			-	-	-	-	-	-
TOTAL HOURS			56,603	54,400	23,737	33,278	57,015	55,336
<u>OPERATING EXPENSE</u>								
LABOR			1,643,507	1,601,782	735,791	960,675	1,696,466	1,706,814
MATERIAL			10,557	23,663	25,182	3,746	28,928	16,618
FUEL - REVENUE EQUIPMENT			-	-	-	-	-	-
ELECTRIC POWER - REV EQUIPMENT			-	-	-	-	-	-
PROV FOR INJURIES AND DAMAGES			-	-	-	-	-	-
PURCHASE OF SECURITY SERVICES			-	-	-	-	-	-
PURCHASE OF PARATRANSIT SVCS			-	-	-	-	-	-
OTHER:								
UTILITIES			-	-	-	-	-	-
MAINTENANCE & REPAIR			10,049	-	-	10,000	10,000	-
ADVERTISING & PROMOTION			543	663	2,692	2,066	4,758	3,270
CONTRACTUAL SERVICES			6,820	100,644	4,053	50,698	54,751	50,188
PROV FOR PASSENGER SECURITY			-	-	-	-	-	-
LEASES & RENTALS			-	-	-	-	-	-
TRAVEL, TRAINING, SEMINARS & DUES			61	31,499	-	-	-	-
WARRANTY AND OTHER CREDITS			-	-	-	-	-	-
GENERAL EXPENSES			879	6,854	437	1,784	2,221	1,147
TOTAL OPERATING EXPENSE			1,672,416	1,765,105	768,155	1,028,969	1,797,124	1,778,037
<u>NON-OPERATING EXPENSE</u>								
LABOR			-	-	-	-	-	-
MATERIAL			-	-	-	-	-	-
OTHER SERVICES			949	-	-	-	-	-
TOTAL NON-OPERATING EXPENSE			949	-	-	-	-	-

MANAGEMENT & PERFORMANCE
EMPLOYEE SERVICES
PROGRAM COMPLIANCE

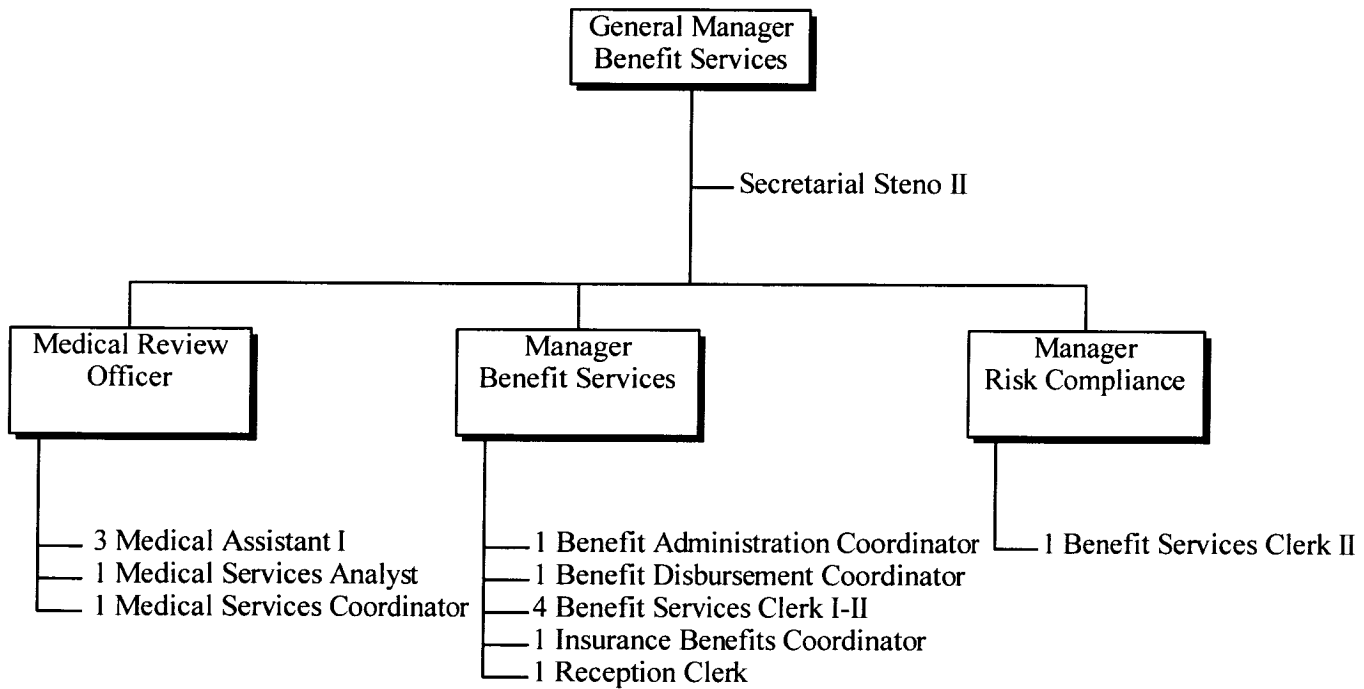


8 Total Positions

CHICAGO TRANSIT AUTHORITY
1999 BUDGET BY CATEGORY

AREA	0618	HUMAN RESOURCES PROGRAM COMPLIANCE		ROLLS UP TO AREA 0602			
		1997 ACTUAL	1998 BUDGET	1998 ACTUAL 1 - 5	1998 FORECAST 6 -12	1998 TOTAL	1999 BUDGET
POSITIONS							
FULL TIME PERM		8	8	-	8	8	8
PART TIME		-	-	-	-	-	-
FULL TIME TEMP		-	-	-	-	-	-
STO POSITIONS		-	-	-	-	-	-
TOTAL POSITIONS		8	8	-	8	8	8
HOURS							
OPERATING HOURS		14,979	14,848	6,036	8,336	14,372	14,523
NON-OPERATING HOURS		-	-	-	-	-	-
TOTAL HOURS		14,979	14,848	6,036	8,336	14,372	14,523
OPERATING EXPENSE							
LABOR		512,490	520,541	206,081	293,713	499,794	523,716
MATERIAL		5,975	3,213	211	2,558	2,769	2,981
FUEL - REVENUE EQUIPMENT		-	-	-	-	-	-
ELECTRIC POWER - REV EQUIPMENT		-	-	-	-	-	-
PROV FOR INJURIES AND DAMAGES		-	-	-	-	-	-
PURCHASE OF SECURITY SERVICES		-	-	-	-	-	-
PURCHASE OF PARATRANSIT SVCS		-	-	-	-	-	-
OTHER:							
UTILITIES		-	-	-	-	-	-
MAINTENANCE & REPAIR		-	-	-	-	-	-
ADVERTISING & PROMOTION		-	-	-	-	-	-
CONTRACTUAL SERVICES		117	21,175	21,175	-	21,175	21,175
PROV FOR PASSENGER SECURITY		-	-	-	-	-	-
LEASES & RENTALS		31,762	-	-	-	-	-
TRAVEL, TRAINING, SEMINARS & DUES		155	870	2,157	170	2,327	56
WARRANTY AND OTHER CREDITS		-	-	-	-	-	-
GENERAL EXPENSES		1,014	1,391	411	737	1,148	979
TOTAL OPERATING EXPENSE		551,513	547,190	230,035	297,178	527,213	548,907
NON-OPERATING EXPENSE							
LABOR		-	-	-	-	-	-
MATERIAL		-	-	-	-	-	-
OTHER SERVICES		-	-	-	-	-	-
TOTAL NON-OPERATING EXPENSE		-	-	-	-	-	-

MANAGEMENT & PERFORMANCE
EMPLOYEE SERVICES
MEDICAL & BENEFIT SERVICES



19 Total Positions

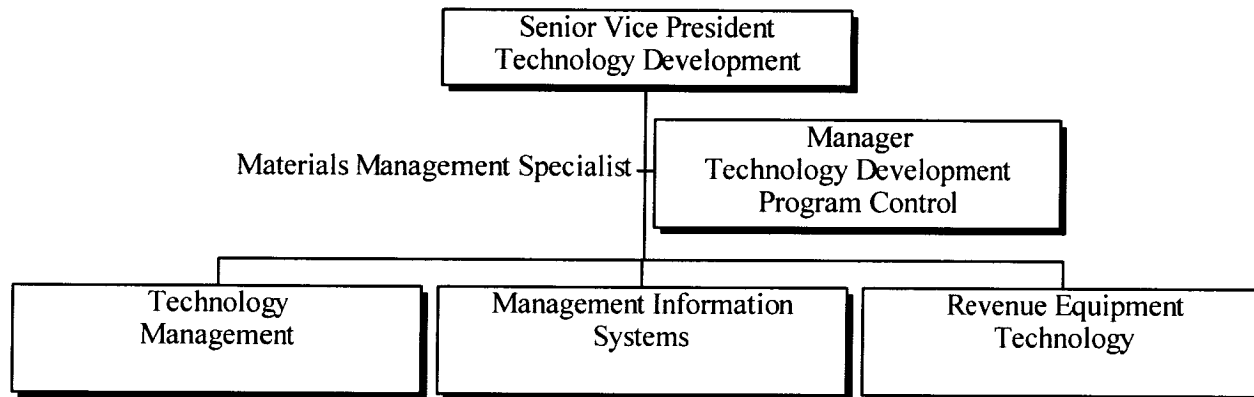
CHICAGO TRANSIT AUTHORITY
1999 BUDGET BY CATEGORY

AREA	0641	MEDICAL & BENEFIT SERVICES	ROLLS UP TO AREA 0602				1999 BUDGET	
			1997 ACTUAL	1998 BUDGET	1998 ACTUAL 1 - 5	1998 FORECAST 6 -12		1998 TOTAL
POSITIONS								
FULL TIME PERM			21	19	-	17	17	19
PART TIME			-	-	-	1	1	-
FULL TIME TEMP			-	-	-	1	1	-
STO POSITIONS			-	-	-	-	-	-
TOTAL POSITIONS			21	19	-	19	19	19
HOURS								
OPERATING HOURS			38,774	35,940	15,205	20,077	35,282	38,692
NON-OPERATING HOURS			-	-	-	-	-	-
TOTAL HOURS			38,774	35,940	15,205	20,077	35,282	38,692
OPERATING EXPENSE								
LABOR			1,214,425	1,136,423	479,395	636,946	1,116,341	1,220,883
MATERIAL			18,302	21,816	22,446	6,322	28,768	20,206
FUEL - REVENUE EQUIPMENT			-	-	-	-	-	-
ELECTRIC POWER - REV EQUIPMENT			-	-	-	-	-	-
PROV FOR INJURIES AND DAMAGES			-	-	-	-	-	-
PURCHASE OF SECURITY SERVICES			-	-	-	-	-	-
PURCHASE OF PARATRANSIT SVCS			-	-	-	-	-	-
OTHER:								
UTILITIES			-	-	-	-	-	-
MAINTENANCE & REPAIR			-	-	-	-	-	-
ADVERTISING & PROMOTION			-	-	-	-	-	-
CONTRACTUAL SERVICES			1,834,064	1,830,390	770,898	1,024,434	1,795,332	1,722,819
PROV FOR PASSENGER SECURITY			-	-	-	-	-	-
LEASES & RENTALS			-	-	-	-	-	-
TRAVEL, TRAINING, SEMINARS & DUES			148	486	516	240	756	868
WARRANTY AND OTHER CREDITS			-	-	-	-	-	-
GENERAL EXPENSES			140	2,365	-	751	751	615
TOTAL OPERATING EXPENSE			3,067,079	2,991,480	1,273,255	1,668,693	2,941,948	2,965,391
NON-OPERATING EXPENSE								
LABOR			-	-	-	-	-	-
MATERIAL			-	-	-	-	-	-
OTHER SERVICES			14,205	-	17,061	-	17,061	-
TOTAL NON-OPERATING EXPENSE			14,205	-	17,061	-	17,061	-

CHICAGO TRANSIT AUTHORITY
1999 BUDGET BY CATEGORY

AREA	0705	TECHNOLOGY DEVELOPMENT	ROLLS UP TO AREA 0600			
	1997 ACTUAL	1998 BUDGET	1998 ACTUAL 1 - 5	1998 FORECAST 6 -12	1998 TOTAL	1999 BUDGET
<u>POSITIONS</u>						
FULL TIME PERM	257	250	-	236	236	265
PART TIME	1	1	-	3	3	2
FULL TIME TEMP	-	-	-	4	4	-
STO POSITIONS	-	-	-	-	-	-
TOTAL POSITIONS	258	251	-	243	243	267
<u>HOURS</u>						
OPERATING HOURS	463,924	479,534	206,059	253,021	459,080	505,576
NON-OPERATING HOURS	128,002	8,000	4,407	4,581	8,988	5,140
TOTAL HOURS	591,926	487,534	210,466	257,602	468,068	510,716
<u>OPERATING EXPENSE</u>						
LABOR	14,152,408	15,146,143	6,515,882	8,119,662	14,635,544	16,720,296
MATERIAL	977,766	1,193,168	396,570	720,206	1,116,776	1,053,475
FUEL - REVENUE EQUIPMENT	-	-	-	-	-	-
ELECTRIC POWER - REV EQUIPMENT	-	-	-	-	-	-
PROV FOR INJURIES AND DAMAGES	-	-	-	-	-	-
PURCHASE OF SECURITY SERVICES	-	-	-	-	-	-
PURCHASE OF PARATRANSIT SVCS	-	-	-	-	-	-
OTHER:						
UTILITIES	-	-	-	-	-	-
MAINTENANCE & REPAIR	3,774,494	4,196,724	1,824,274	2,175,179	3,999,453	5,673,383
ADVERTISING & PROMOTION	-	-	-	-	-	-
CONTRACTUAL SERVICES	505,444	882,680	67,398	968,692	1,036,090	1,504,377
PROV FOR PASSENGER SECURITY	-	-	-	-	-	-
LEASES & RENTALS	715,603	225,512	314,724	355,454	670,178	1,144,527
TRAVEL, TRAINING, SEMINARS & DUES	80,726	119,398	14,365	40,138	54,503	62,788
WARRANTY AND OTHER CREDITS	-	-	-	-	-	-
GENERAL EXPENSES	225,780	179,225	71,948	117,541	189,489	169,773
TOTAL OPERATING EXPENSE	20,432,221	21,942,850	9,205,161	12,496,872	21,702,033	26,328,619
<u>NON-OPERATING EXPENSE</u>						
LABOR	3,074,215	365,521	194,185	185,940	380,125	225,984
MATERIAL	(8,354)	266,644	-	-	-	-
OTHER SERVICES	28,469,038	22,483,279	5,412,669	13,585,845	18,998,514	5,019,072
TOTAL NON-OPERATING EXPENSE	31,534,899	23,115,444	5,606,854	13,771,785	19,378,639	5,245,056

MANAGEMENT & PERFORMANCE
TECHNOLOGY DEVELOPMENT
SENIOR VICE PRESIDENT



3 Total Positions

CHICAGO TRANSIT AUTHORITY
1999 BUDGET BY CATEGORY

AREA	0706	TECHNOLOGY DEVELOPMENT SR VP	ROLLS UP TO AREA 0705				1999 BUDGET	
			1997 ACTUAL	1998 BUDGET	1998 ACTUAL 1 - 5	1998 FORECAST 6 -12		1998 TOTAL
POSITIONS								
FULL TIME PERM			2	2	-	2	2	3
PART TIME			-	-	-	-	-	-
FULL TIME TEMP			-	-	-	-	-	-
STO POSITIONS			-	-	-	-	-	-
TOTAL POSITIONS			2	2	-	2	2	3
HOURS								
OPERATING HOURS			4,080	3,912	1,648	2,089	3,737	8,474
NON-OPERATING HOURS			-	-	-	-	-	-
TOTAL HOURS			4,080	3,912	1,648	2,089	3,737	8,474
OPERATING EXPENSE								
LABOR			202,221	201,030	83,297	107,833	191,130	301,704
MATERIAL			1,476	2,523	242	1,911	2,153	1,855
FUEL - REVENUE EQUIPMENT			-	-	-	-	-	-
ELECTRIC POWER - REV EQUIPMENT			-	-	-	-	-	-
PROV FOR INJURIES AND DAMAGES			-	-	-	-	-	-
PURCHASE OF SECURITY SERVICES			-	-	-	-	-	-
PURCHASE OF PARATRANSIT SVCS			-	-	-	-	-	-
OTHER:								
UTILITIES			-	-	-	-	-	-
MAINTENANCE & REPAIR			-	-	-	-	-	-
ADVERTISING & PROMOTION			-	-	-	-	-	-
CONTRACTUAL SERVICES			3,403	-	-	-	-	-
PROV FOR PASSENGER SECURITY			-	-	-	-	-	-
LEASES & RENTALS			-	-	-	-	-	-
TRAVEL, TRAINING, SEMINARS & DUES			11,065	46,556	5,004	3,000	8,004	6,000
WARRANTY AND OTHER CREDITS			-	-	-	-	-	-
GENERAL EXPENSES			1,378	531	15	1,000	1,015	2,305
TOTAL OPERATING EXPENSE			219,543	250,640	88,558	113,744	202,302	311,864
NON-OPERATING EXPENSE								
LABOR			-	-	-	-	-	-
MATERIAL			-	-	-	-	-	-
OTHER SERVICES			-	-	-	-	-	-
TOTAL NON-OPERATING EXPENSE			-	-	-	-	-	-

MANAGEMENT & PERFORMANCE
TECHNOLOGY DEVELOPMENT
TECHNOLOGY MANAGEMENT

General Manager
Technology Management


- 1 Manager Alternative Fuels
- 2 Administrative Intern
- 1 Bus Communication Specialist
- 1 Communication Engineering Specialist
- 1 Communication Systems Specialist
- 2 Quality Management Analyst
- 1 Quality Management Specialist
- 1 Rail Communication Specialist

11 Total Positions

CHICAGO TRANSIT AUTHORITY
1999 BUDGET BY CATEGORY

AREA	0614	TECHNOLOGY MANAGEMENT	ROLLS UP TO AREA 0705			
	1997 ACTUAL	1998 BUDGET	1998 ACTUAL 1 - 5	1998 FORECAST 6 -12	1998 TOTAL	1999 BUDGET
POSITIONS						
FULL TIME PERM	9	9	-	8	8	9
PART TIME	1	1	-	1	1	2
FULL TIME TEMP	-	-	-	2	2	-
STO POSITIONS	-	-	-	-	-	-
TOTAL POSITIONS	10	10	-	11	11	11
HOURS						
OPERATING HOURS	15,565	19,684	3,846	7,108	10,954	18,656
NON-OPERATING HOURS	9,874	8,000	4,629	4,581	9,210	5,140
TOTAL HOURS	25,439	27,684	8,475	11,689	20,164	23,796
OPERATING EXPENSE						
LABOR	527,911	576,100	122,316	269,207	391,523	721,136
MATERIAL	7,527	4,300	1,387	5,008	6,395	4,170
FUEL - REVENUE EQUIPMENT	-	-	-	-	-	-
ELECTRIC POWER - REV EQUIPMENT	-	-	-	-	-	-
PROV FOR INJURIES AND DAMAGES	-	-	-	-	-	-
PURCHASE OF SECURITY SERVICES	-	-	-	-	-	-
PURCHASE OF PARATRANSIT SVCS	-	-	-	-	-	-
OTHER:						
UTILITIES	-	-	-	-	-	-
MAINTENANCE & REPAIR	-	-	-	-	-	-
ADVERTISING & PROMOTION	-	-	-	-	-	-
CONTRACTUAL SERVICES	9,624	16	25	25	50	-
PROV FOR PASSENGER SECURITY	-	-	-	-	-	-
LEASES & RENTALS	-	-	-	-	-	-
TRAVEL, TRAINING, SEMINARS & DUES	360	2,800	695	978	1,673	2,319
WARRANTY AND OTHER CREDITS	-	-	-	-	-	-
GENERAL EXPENSES	466	1,428	329	669	998	929
TOTAL OPERATING EXPENSE	545,888	584,644	124,752	275,887	400,639	728,554
NON-OPERATING EXPENSE						
LABOR	405,886	365,521	201,842	185,940	387,782	225,984
MATERIAL	-	266,644	-	-	-	-
OTHER SERVICES	6,868,522	15,679,169	2,091,283	2,927,792	5,019,075	5,019,072
TOTAL NON-OPERATING EXPENSE	7,274,408	16,311,334	2,293,125	3,113,732	5,406,857	5,245,056

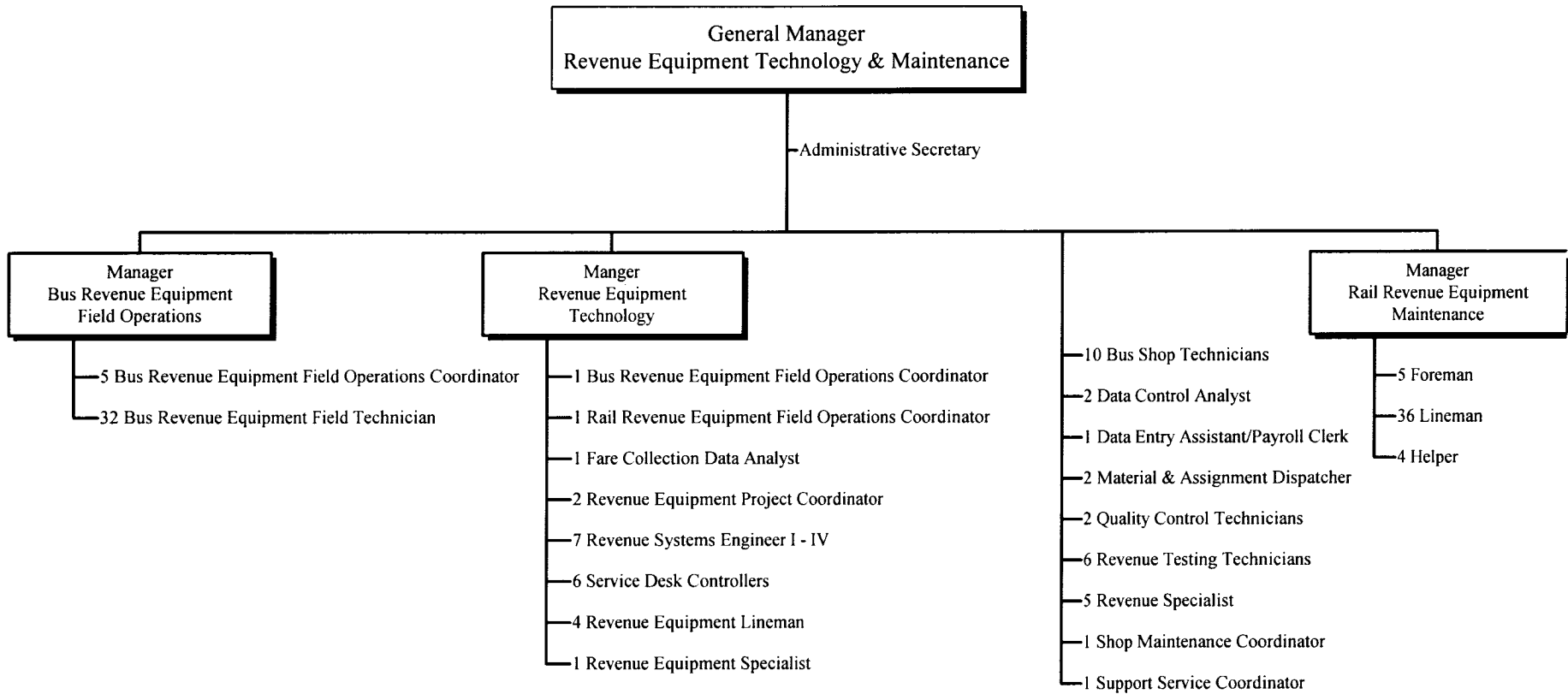
MANAGEMENT & PERFORMANCE TECHNOLOGY DEVELOPMENT MANAGEMENT INFORMATION SYSTEMS



CHICAGO TRANSIT AUTHORITY
1999 BUDGET BY CATEGORY

AREA	0835	MANAGEMENT INFORMATION SYSTEMS		ROLLS UP TO AREA 0705			
		1997 ACTUAL	1998 BUDGET	1998 ACTUAL 1 - 5	1998 FORECAST 6 -12	1998 TOTAL	1999 BUDGET
POSITIONS							
FULL TIME PERM		107	104	-	99	99	113
PART TIME		-	-	-	-	-	-
FULL TIME TEMP		-	-	-	-	-	-
STO POSITIONS		-	-	-	-	-	-
TOTAL POSITIONS		107	104	-	99	99	113
HOURS							
OPERATING HOURS		196,517	195,808	78,664	103,837	182,501	208,441
NON-OPERATING HOURS		-	-	-	-	-	-
TOTAL HOURS		196,517	195,808	78,664	103,837	182,501	208,441
OPERATING EXPENSE							
LABOR		6,264,327	6,445,320	2,587,043	3,461,096	6,048,139	7,136,570
MATERIAL		387,763	500,390	165,976	294,622	460,598	420,468
FUEL - REVENUE EQUIPMENT		-	-	-	-	-	-
ELECTRIC POWER - REV EQUIPMENT		-	-	-	-	-	-
PROV FOR INJURIES AND DAMAGES		-	-	-	-	-	-
PURCHASE OF SECURITY SERVICES		-	-	-	-	-	-
PURCHASE OF PARATRANSIT SVCS		-	-	-	-	-	-
OTHER:							
UTILITIES		-	-	-	-	-	-
MAINTENANCE & REPAIR		3,737,495	4,159,183	1,816,009	2,151,296	3,967,305	5,644,365
ADVERTISING & PROMOTION		-	-	-	-	-	-
CONTRACTUAL SERVICES		480,062	870,783	61,516	961,667	1,023,183	1,487,377
PROV FOR PASSENGER SECURITY		-	-	-	-	-	-
LEASES & RENTALS		141,970	177,500	43,512	118,343	161,855	191,866
TRAVEL, TRAINING, SEMINARS & DUES		66,301	60,542	8,665	36,160	44,825	54,469
WARRANTY AND OTHER CREDITS		-	-	-	-	-	-
GENERAL EXPENSES		185,250	155,372	58,202	96,017	154,219	140,540
TOTAL OPERATING EXPENSE		11,263,168	12,369,090	4,740,923	7,119,201	11,860,124	15,075,655
NON-OPERATING EXPENSE							
LABOR		-	-	-	-	-	-
MATERIAL		(1,193)	-	-	-	-	-
OTHER SERVICES		3,392,920	6,804,110	1,830,353	10,658,053	12,488,406	-
TOTAL NON-OPERATING EXPENSE		3,391,727	6,804,110	1,830,353	10,658,053	12,488,406	-

MANAGEMENT & PERFORMANCE TECHNOLOGY MANAGEMENT REVENUE EQUIPMENT TECHNOLOGY & MAINTENANCE



140 Positions

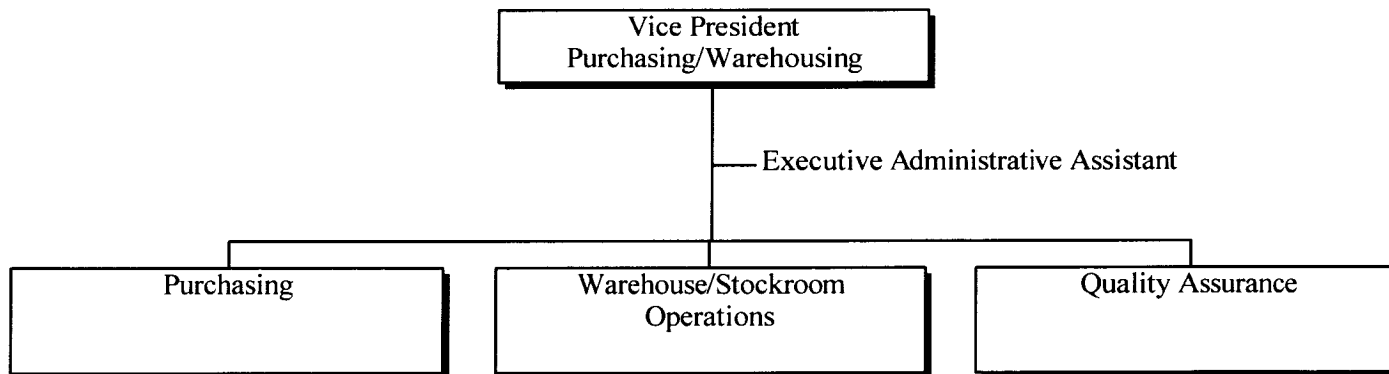
CHICAGO TRANSIT AUTHORITY
1999 BUDGET BY CATEGORY

AREA	0854	REV EQUIP TECH & MAINT	ROLLS UP TO AREA 0705				1999
	1997	1998	1998	1998	1998	1999	
	ACTUAL	BUDGET	ACTUAL 1 - 5	FORECAST 6 -12	TOTAL	BUDGET	
POSITIONS							
FULL TIME PERM	139	135	-	127	127	140	
PART TIME	-	-	-	2	2	-	
FULL TIME TEMP	-	-	-	2	2	-	
STO POSITIONS	-	-	-	-	-	-	
TOTAL POSITIONS	139	135	-	131	131	140	
HOURS							
OPERATING HOURS	247,762	260,130	121,900	139,987	261,887	270,005	
NON-OPERATING HOURS	118,129	-	(222)	-	(222)	-	
TOTAL HOURS	365,891	260,130	121,678	139,987	261,665	270,005	
OPERATING EXPENSE							
LABOR	7,157,949	7,923,693	3,723,226	4,281,526	8,004,752	8,560,886	
MATERIAL	581,000	685,955	228,965	418,665	647,630	626,982	
FUEL - REVENUE EQUIPMENT	-	-	-	-	-	-	
ELECTRIC POWER - REV EQUIPMENT	-	-	-	-	-	-	
PROV FOR INJURIES AND DAMAGES	-	-	-	-	-	-	
PURCHASE OF SECURITY SERVICES	-	-	-	-	-	-	
PURCHASE OF PARATRANSIT SVCS	-	-	-	-	-	-	
OTHER:							
UTILITIES	-	-	-	-	-	-	
MAINTENANCE & REPAIR	36,999	37,541	8,265	23,882	32,147	29,018	
ADVERTISING & PROMOTION	-	-	-	-	-	-	
CONTRACTUAL SERVICES	12,355	11,881	5,856	7,000	12,856	17,000	
PROV FOR PASSENGER SECURITY	-	-	-	-	-	-	
LEASES & RENTALS	573,634	48,012	271,212	237,111	508,323	952,661	
TRAVEL, TRAINING, SEMINARS & DUES	3,000	9,500	-	-	-	-	
WARRANTY AND OTHER CREDITS	-	-	-	-	-	-	
GENERAL EXPENSES	38,686	21,894	13,402	19,855	33,257	26,000	
TOTAL OPERATING EXPENSE	8,403,623	8,738,476	4,250,926	4,988,039	9,238,965	10,212,547	
NON-OPERATING EXPENSE							
LABOR	2,668,329	-	(7,657)	-	(7,657)	-	
MATERIAL	(7,161)	-	-	-	-	-	
OTHER SERVICES	18,207,597	-	1,491,033	-	1,491,033	-	
TOTAL NON-OPERATING EXPENSE	20,868,765	-	1,483,376	-	1,483,376	-	

CHICAGO TRANSIT AUTHORITY
1999 BUDGET BY CATEGORY

AREA	0750	PURCHASING/WAREHOUSING	ROLLS UP TO AREA 0600				1999 BUDGET	
			1997 ACTUAL	1998 BUDGET	1998 ACTUAL 1 - 5	1998 FORECAST 6 -12		1998 TOTAL
POSITIONS								
FULL TIME PERM			324	302	-	271	271	302
PART TIME			-	-	-	3	3	-
FULL TIME TEMP			-	-	-	7	7	-
STO POSITIONS			-	-	-	-	-	-
TOTAL POSITIONS			324	302	-	281	281	302
HOURS								
OPERATING HOURS			574,075	561,376	219,848	296,615	516,463	565,878
NON-OPERATING HOURS			5,239	6,000	879	-	879	-
TOTAL HOURS			579,314	567,376	220,727	296,615	517,342	565,878
OPERATING EXPENSE								
LABOR			16,268,117	16,639,262	6,206,486	8,272,327	14,478,813	16,098,054
MATERIAL			565,596	363,716	158,392	247,573	405,965	360,624
FUEL - REVENUE EQUIPMENT			-	-	-	-	-	-
ELECTRIC POWER - REV EQUIPMENT			-	-	-	-	-	-
PROV FOR INJURIES AND DAMAGES			-	-	-	-	-	-
PURCHASE OF SECURITY SERVICES			-	-	-	-	-	-
PURCHASE OF PARATRANSIT SVCS			-	-	-	-	-	-
OTHER:								
UTILITIES			-	-	-	-	-	-
MAINTENANCE & REPAIR			1,433,197	1,228,392	712,470	685,343	1,397,813	1,526,411
ADVERTISING & PROMOTION			454	-	1,978	-	1,978	-
CONTRACTUAL SERVICES			155,164	163,144	38,263	126,457	164,720	209,175
PROV FOR PASSENGER SECURITY			-	-	-	-	-	-
LEASES & RENTALS			19,123	29,724	14,504	19,683	34,187	27,753
TRAVEL, TRAINING, SEMINARS & DUES			4,346	2,004	867	722	1,589	12,563
WARRANTY AND OTHER CREDITS			-	-	-	-	-	-
GENERAL EXPENSES			48,350	38,202	16,182	25,223	41,405	37,174
TOTAL OPERATING EXPENSE			18,494,347	18,464,444	7,149,142	9,377,328	16,526,470	18,271,754
NON-OPERATING EXPENSE								
LABOR			152,247	217,192	24,459	-	24,459	-
MATERIAL			-	-	-	-	-	-
OTHER SERVICES			540,202	-	14,819	-	14,819	-
TOTAL NON-OPERATING EXPENSE			692,449	217,192	39,278	-	39,278	-

MANAGEMENT & PERFORMANCE
PURCHASING/WAREHOUSING
VICE PRESIDENT

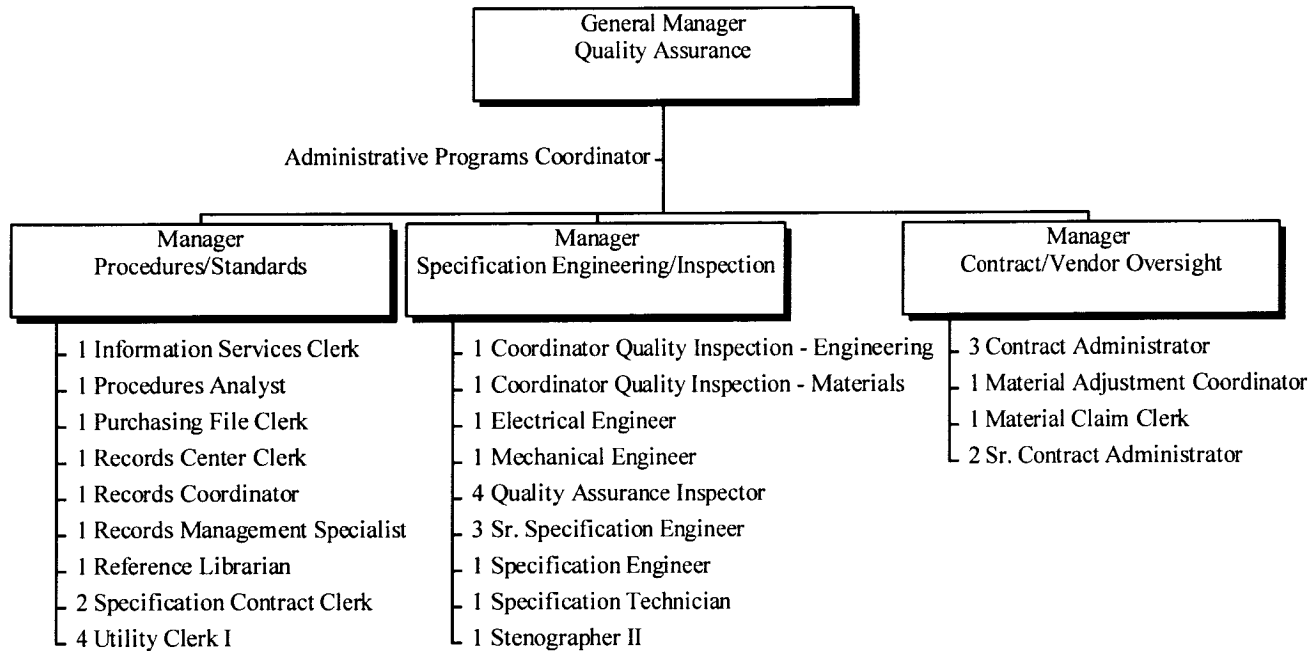


2 Total Positions

CHICAGO TRANSIT AUTHORITY
1999 BUDGET BY CATEGORY

AREA	0717	PURCHASING/WAREHOUSING VP	ROLLS UP TO AREA 0750				1999 BUDGET
			1997 ACTUAL	1998 BUDGET	1998 ACTUAL 1 - 5	1998 FORECAST 6 -12	
POSITIONS							
FULL TIME PERM	-	2	-	1	1	2	
PART TIME	-	-	-	-	-	-	
FULL TIME TEMP	-	-	-	-	-	-	
STO POSITIONS	-	-	-	-	-	-	
TOTAL POSITIONS	-	2	-	1	1	2	
HOURS							
OPERATING HOURS	-	3,712	-	1,002	1,002	3,718	
NON-OPERATING HOURS	-	-	-	-	-	-	
TOTAL HOURS	-	3,712	-	1,002	1,002	3,718	
OPERATING EXPENSE							
LABOR	-	164,485	-	66,701	66,701	177,927	
MATERIAL	-	-	-	2,283	2,283	11,283	
FUEL - REVENUE EQUIPMENT	-	-	-	-	-	-	
ELECTRIC POWER - REV EQUIPMENT	-	-	-	-	-	-	
PROV FOR INJURIES AND DAMAGES	-	-	-	-	-	-	
PURCHASE OF SECURITY SERVICES	-	-	-	-	-	-	
PURCHASE OF PARATRANSIT SVCS	-	-	-	-	-	-	
OTHER:							
UTILITIES	-	-	-	-	-	-	
MAINTENANCE & REPAIR	-	-	-	-	-	-	
ADVERTISING & PROMOTION	-	-	-	-	-	-	
CONTRACTUAL SERVICES	-	-	-	-	-	-	
PROV FOR PASSENGER SECURITY	-	-	-	-	-	-	
LEASES & RENTALS	-	-	-	-	-	-	
TRAVEL, TRAINING, SEMINARS & DUES	-	-	-	-	-	11,000	
WARRANTY AND OTHER CREDITS	-	-	-	-	-	-	
GENERAL EXPENSES	-	-	-	1,000	1,000	1,000	
TOTAL OPERATING EXPENSE	-	164,485	-	69,984	69,984	201,210	
NON-OPERATING EXPENSE							
LABOR	-	-	-	-	-	-	
MATERIAL	-	-	-	-	-	-	
OTHER SERVICES	-	-	-	-	-	-	
TOTAL NON-OPERATING EXPENSE	-	-	-	-	-	-	

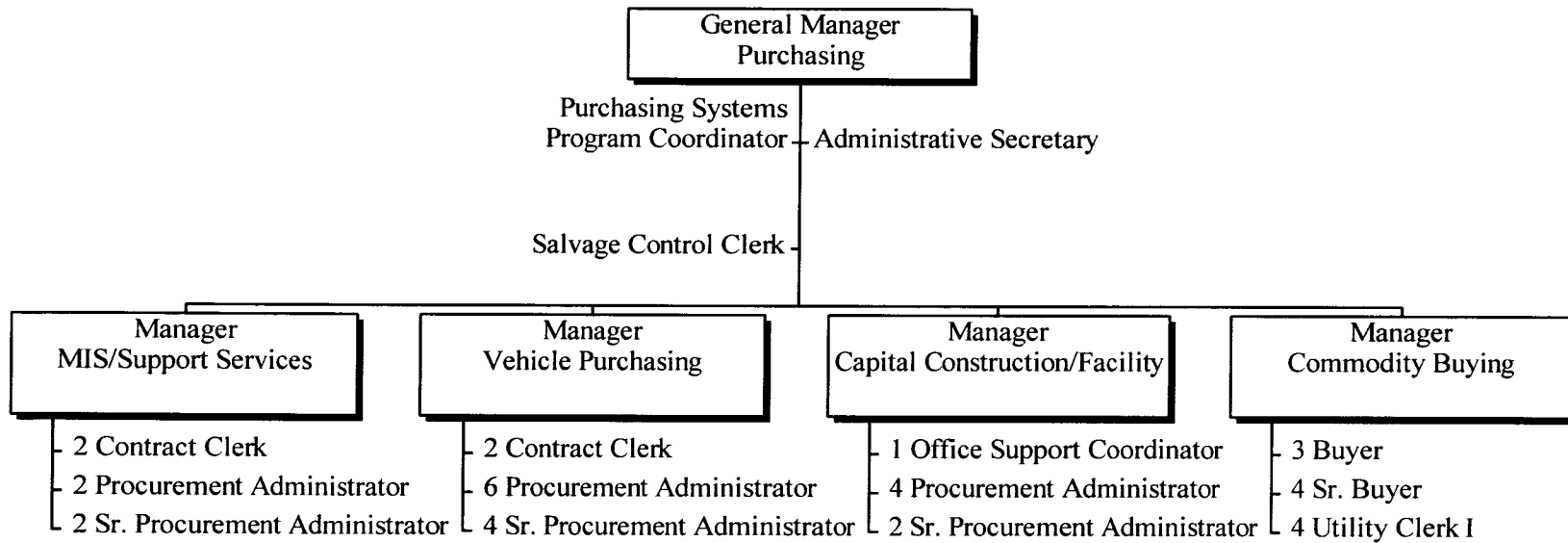
**MANAGEMENT & PERFORMANCE
PURCHASING/WAREHOUSING
QUALITY ASSURANCE**



CHICAGO TRANSIT AUTHORITY
1999 BUDGET BY CATEGORY

AREA	0708	QUALITY ASSURANCE	ROLLS UP TO AREA 0750				1999 BUDGET	
			1997 ACTUAL	1998 BUDGET	1998 ACTUAL 1 - 5	1998 FORECAST 6 -12		1998 TOTAL
POSITIONS								
FULL TIME PERM			45	41	-	37	37	39
PART TIME			-	-	-	-	-	-
FULL TIME TEMP			-	-	-	1	1	-
STO POSITIONS			-	-	-	-	-	-
TOTAL POSITIONS			45	41	-	38	38	39
HOURS								
OPERATING HOURS			78,728	76,096	29,499	39,883	69,382	71,396
NON-OPERATING HOURS			2,719	2,000	278	-	278	-
TOTAL HOURS			81,447	78,096	29,777	39,883	69,660	71,396
OPERATING EXPENSE								
LABOR			2,396,584	2,310,009	896,219	1,207,757	2,103,976	2,150,767
MATERIAL			65,844	82,474	24,468	40,378	64,846	72,993
FUEL - REVENUE EQUIPMENT			-	-	-	-	-	-
ELECTRIC POWER - REV EQUIPMENT			-	-	-	-	-	-
PROV FOR INJURIES AND DAMAGES			-	-	-	-	-	-
PURCHASE OF SECURITY SERVICES			-	-	-	-	-	-
PURCHASE OF PARATRANSIT SVCS			-	-	-	-	-	-
OTHER:								
UTILITIES			-	-	-	-	-	-
MAINTENANCE & REPAIR			9,144	845	-	845	845	-
ADVERTISING & PROMOTION			-	-	1,470	-	1,470	-
CONTRACTUAL SERVICES			35,363	52,000	446	47,967	48,413	48,400
PROV FOR PASSENGER SECURITY			-	-	-	-	-	-
LEASES & RENTALS			-	-	-	-	-	-
TRAVEL, TRAINING, SEMINARS & DUES			3,926	1,257	460	495	955	900
WARRANTY AND OTHER CREDITS			-	-	-	-	-	-
GENERAL EXPENSES			13,967	7,297	3,208	6,782	9,990	9,796
TOTAL OPERATING EXPENSE			2,524,828	2,453,882	926,271	1,304,224	2,230,495	2,282,856
NON-OPERATING EXPENSE								
LABOR			64,679	70,447	6,801	-	6,801	-
MATERIAL			-	-	-	-	-	-
OTHER SERVICES			46,114	-	-	-	-	-
TOTAL NON-OPERATING EXPENSE			110,793	70,447	6,801	-	6,801	-

**MANAGEMENT & PERFORMANCE
PURCHASING/WAREHOUSING
PURCHASING**

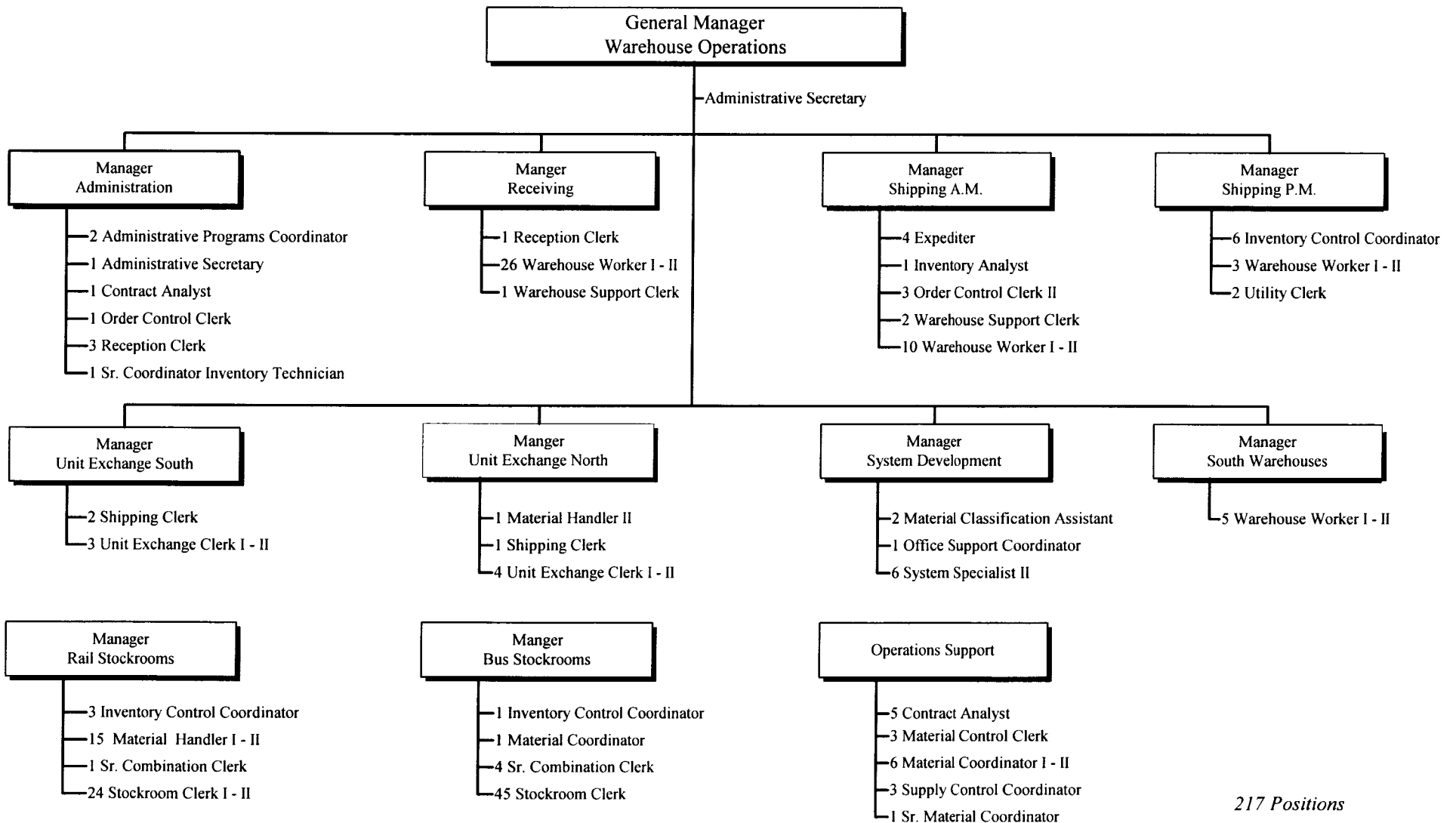


44 Total Positions

CHICAGO TRANSIT AUTHORITY
1999 BUDGET BY CATEGORY

AREA	0716	PURCHASING	ROLLS UP TO AREA 0750			
	1997 ACTUAL	1998 BUDGET	1998 ACTUAL 1 - 5	1998 FORECAST 6 -12	1998 TOTAL	1999 BUDGET
<u>POSITIONS</u>						
FULL TIME PERM	48	42	-	42	42	44
PART TIME	-	-	-	-	-	-
FULL TIME TEMP	-	-	-	-	-	-
STO POSITIONS	-	-	-	-	-	-
TOTAL POSITIONS	48	42	-	42	42	44
<u>HOURS</u>						
OPERATING HOURS	83,421	73,952	33,065	44,458	77,523	81,077
NON-OPERATING HOURS	2,520	4,000	279	-	279	-
TOTAL HOURS	85,941	77,952	33,344	44,458	77,802	81,077
<u>OPERATING EXPENSE</u>						
LABOR	2,701,177	2,449,198	1,100,754	1,454,661	2,555,415	2,707,567
MATERIAL	21,518	20,544	6,587	7,775	14,362	18,415
FUEL - REVENUE EQUIPMENT	-	-	-	-	-	-
ELECTRIC POWER - REV EQUIPMENT	-	-	-	-	-	-
PROV FOR INJURIES AND DAMAGES	-	-	-	-	-	-
PURCHASE OF SECURITY SERVICES	-	-	-	-	-	-
PURCHASE OF PARATRANSIT SVCS	-	-	-	-	-	-
OTHER:						
UTILITIES	-	-	-	-	-	-
MAINTENANCE & REPAIR	-	-	-	-	-	83
ADVERTISING & PROMOTION	454	-	508	-	508	-
CONTRACTUAL SERVICES	59,968	70,000	25,230	39,770	65,000	73,216
PROV FOR PASSENGER SECURITY	-	-	-	-	-	-
LEASES & RENTALS	306	-	-	-	-	-
TRAVEL, TRAINING, SEMINARS & DUES	-	-	35	35	70	197
WARRANTY AND OTHER CREDITS	-	-	-	-	-	-
GENERAL EXPENSES	21,735	16,413	795	13,637	14,432	14,768
TOTAL OPERATING EXPENSE	2,805,158	2,556,155	1,133,909	1,515,878	2,649,787	2,814,246
<u>NON-OPERATING EXPENSE</u>						
LABOR	87,567	146,745	10,117	-	10,117	-
MATERIAL	-	-	-	-	-	-
OTHER SERVICES	67,119	-	3,346	-	3,346	-
TOTAL NON-OPERATING EXPENSE	154,686	146,745	13,463	-	13,463	-

MANAGEMENT & PERFORMANCE PURCHASING/WAREHOUSING WAREHOUSE/STOCKROOM OPERATIONS




217 Positions

CHICAGO TRANSIT AUTHORITY
1999 BUDGET BY CATEGORY

AREA	0720	WAREHOUSE/STOCKROOM OPERATIONS		ROLLS UP TO AREA 0750			
		1997 ACTUAL	1998 BUDGET	1998 ACTUAL 1 - 5	1998 FORECAST 6 -12	1998 TOTAL	1999 BUDGET
POSITIONS							
FULL TIME PERM		231	217	-	191	191	217
PART TIME		-	-	-	3	3	-
FULL TIME TEMP		-	-	-	6	6	-
STO POSITIONS		-	-	-	-	-	-
TOTAL POSITIONS		231	217	-	200	200	217
HOURS							
OPERATING HOURS		411,927	407,616	157,283	211,272	368,555	409,687
NON-OPERATING HOURS		-	-	322	-	322	-
TOTAL HOURS		411,927	407,616	157,605	211,272	368,877	409,687
OPERATING EXPENSE							
LABOR		11,170,357	11,715,570	4,209,512	5,543,208	9,752,720	11,061,793
MATERIAL		478,234	260,698	127,338	197,138	324,476	257,933
FUEL - REVENUE EQUIPMENT		-	-	-	-	-	-
ELECTRIC POWER - REV EQUIPMENT		-	-	-	-	-	-
PROV FOR INJURIES AND DAMAGES		-	-	-	-	-	-
PURCHASE OF SECURITY SERVICES		-	-	-	-	-	-
PURCHASE OF PARATRANSIT SVCS		-	-	-	-	-	-
OTHER:							
UTILITIES		-	-	-	-	-	-
MAINTENANCE & REPAIR		1,424,054	1,227,547	712,470	684,498	1,396,968	1,526,328
ADVERTISING & PROMOTION		-	-	-	-	-	-
CONTRACTUAL SERVICES		59,833	41,144	12,588	38,719	51,307	87,559
PROV FOR PASSENGER SECURITY		-	-	-	-	-	-
LEASES & RENTALS		18,818	29,724	14,504	19,683	34,187	27,753
TRAVEL, TRAINING, SEMINARS & DUES		420	747	372	192	564	467
WARRANTY AND OTHER CREDITS		-	-	-	-	-	-
GENERAL EXPENSES		12,649	14,492	12,179	3,804	15,983	11,610
TOTAL OPERATING EXPENSE		13,164,365	13,289,922	5,088,963	6,487,242	11,576,205	12,973,443
NON-OPERATING EXPENSE							
LABOR		-	-	7,541	-	7,541	-
MATERIAL		-	-	-	-	-	-
OTHER SERVICES		426,968	-	11,473	-	11,473	-
TOTAL NON-OPERATING EXPENSE		426,968	-	19,014	-	19,014	-

PENSIONS



12 Total Positions

CHICAGO TRANSIT AUTHORITY
1999 BUDGET BY CATEGORY

AREA	0625	PENSIONS	ROLLS UP TO AREA 0700				1999 BUDGET	
			1997 ACTUAL	1998 BUDGET	1998 ACTUAL 1 - 5	1998 FORECAST 6 -12		1998 TOTAL
<u>POSITIONS</u>								
FULL TIME PERM			12	12	-	10	10	12
PART TIME			-	-	-	-	-	-
FULL TIME TEMP			-	-	-	-	-	-
STO POSITIONS			-	-	-	-	-	-
TOTAL POSITIONS			12	12	-	10	10	12
<u>HOURS</u>								
OPERATING HOURS			-	-	-	-	-	-
NON-OPERATING HOURS			22,411	22,272	7,902	10,288	18,190	21,841
TOTAL HOURS			22,411	22,272	7,902	10,288	18,190	21,841
<u>OPERATING EXPENSE</u>								
LABOR			-	-	-	-	-	-
MATERIAL			-	-	-	-	-	-
FUEL - REVENUE EQUIPMENT			-	-	-	-	-	-
ELECTRIC POWER - REV EQUIPMENT			-	-	-	-	-	-
PROV FOR INJURIES AND DAMAGES			-	-	-	-	-	-
PURCHASE OF SECURITY SERVICES			-	-	-	-	-	-
PURCHASE OF PARATRANSIT SVCS			-	-	-	-	-	-
OTHER:								
UTILITIES			-	-	-	-	-	-
MAINTENANCE & REPAIR			-	-	-	-	-	-
ADVERTISING & PROMOTION			-	-	-	-	-	-
CONTRACTUAL SERVICES			-	-	-	-	-	-
PROV FOR PASSENGER SECURITY			-	-	-	-	-	-
LEASES & RENTALS			-	-	-	-	-	-
TRAVEL, TRAINING, SEMINARS & DUES			-	-	-	-	-	-
WARRANTY AND OTHER CREDITS			-	-	-	-	-	-
GENERAL EXPENSES			-	-	-	-	-	-
TOTAL OPERATING EXPENSE			-	-	-	-	-	-
<u>NON-OPERATING EXPENSE</u>								
LABOR			668,382	687,088	253,455	325,240	578,695	699,615
MATERIAL			132	-	-	-	-	-
OTHER SERVICES			117,025	60,000	3,030	56,970	60,000	-
TOTAL NON-OPERATING EXPENSE			785,539	747,088	256,485	382,210	638,695	699,615

COURTEOUS

We will create a pleasant
environment
for our
customers and ourselves.

CHICAGO TRANSIT AUTHORITY
1999 BUDGET BY CATEGORY

AREA	0990	NON-DEPARTMENT	ROLLS UP TO AREA 0001				1999 BUDGET
			1997 ACTUAL	1998 BUDGET	1998 ACTUAL 1 - 5	1998 FORECAST 6 -12	
POSITIONS							
FULL TIME PERM			-	-	-	-	-
PART TIME			-	-	-	-	-
FULL TIME TEMP			-	-	-	-	-
STO POSITIONS			-	-	-	-	-
TOTAL POSITIONS			-	-	-	-	-
HOURS							
OPERATING HOURS			(477,349)	(542,088)	(190,484)	(279,663)	(470,147)
NON-OPERATING HOURS			7,866	-	-	-	-
TOTAL HOURS			(469,483)	(542,088)	(190,484)	(279,663)	(470,147)
OPERATING EXPENSE							
LABOR			(11,472,626)	(11,662,062)	(5,210,456)	8,871,254	3,660,798
MATERIAL			(7,421,067)	2,800,001	(692,799)	4,757,539	4,064,740
FUEL - REVENUE EQUIPMENT			-	(189)	-	422,762	422,762
ELECTRIC POWER - REV EQUIPMENT			-	-	-	999,992	999,992
PROV FOR INJURIES AND DAMAGES			32,100,000	30,000,000	18,500,000	23,500,000	42,000,000
PURCHASE OF SECURITY SERVICES			-	-	-	247	247
PURCHASE OF PARATRANSIT SVCS			-	-	-	-	-
OTHER:							
UTILITIES			-	-	-	-	-
MAINTENANCE & REPAIR			-	-	-	20,000	20,000
ADVERTISING & PROMOTION			3,000	-	-	2,000,000	2,000,000
CONTRACTUAL SERVICES			672,841	6,836,000	46,560	2,750,000	2,796,560
PROV FOR PASSENGER SECURITY			2,611,050	2,611,050	81,908	2,529,142	2,611,050
LEASES & RENTALS			400,376	298,927	115,021	715,737	830,758
TRAVEL, TRAINING, SEMINARS & DUES			39,872	-	-	4,000	4,000
WARRANTY AND OTHER CREDITS			(17,445,502)	(13,075,541)	(3,033,258)	(11,029,142)	(14,062,400)
GENERAL EXPENSES			5,552,277	3,100,056	496,049	1,960,921	2,456,970
TOTAL OPERATING EXPENSE			5,040,221	20,908,242	10,303,025	37,502,452	47,805,477
NON-OPERATING EXPENSE							
LABOR			202,956	-	-	(281,825)	(281,825)
MATERIAL			19,869	-	-	10,000,281	10,000,281
OTHER SERVICES			8,110,780	149,681,396	2,611,874	28,365,345	30,977,219
TOTAL NON-OPERATING EXPENSE			8,333,605	149,681,396	2,611,874	38,083,801	40,695,675

CAPITAL DETAIL

REBUILDING

We will deliver on-time,
clean,
safe,
and friendly service.

1999 - 2003 FIVE YEAR PRELIMINARY PROGRAM MARKS

(Per RTA Marks Table 9-3-98)

<u>NEW FUNDS</u>	<u>1999</u>	<u>2000</u>	<u>2001</u>	<u>2002</u>	<u>2003</u>	<u>TOTAL</u>
SEC 9 (5307)	\$90,738,879	\$105,404,400	\$113,712,400	\$122,636,800	\$130,998,400	\$563,490,879
SEC 3 RAIL (5309 (m)(1)(A))	63,275,920	66,275,600	69,567,600	72,823,200	75,481,600	\$347,423,920
SEC 3 BUS (E) (5309(m)(1)(C))	2,618,000	3,157,000	3,157,000	3,157,000	3,157,000	\$15,246,000
NEW START	4,000,000	137,750,000	137,750,000	137,750,000	137,750,000	\$555,000,000
<u>CMAQ</u>	<u>620,000</u>	<u>0</u>	<u>0</u>	<u>0</u>	<u>0</u>	<u>\$620,000</u>
AVAILABLE FEDERAL	\$161,252,799	\$312,587,000	\$324,187,000	\$336,367,000	\$347,387,000	\$1,481,780,799
IDOT BONDS	\$23,200,000	\$23,200,000	\$23,200,000	\$23,200,000	\$23,200,000	\$116,000,000
RTA BOND	17,497	0	0	0	0	\$17,497
RTA BOND INTEREST	3,500,000	0	0	0	0	\$3,500,000
SCIP BONDS	0	0	0	0	0	\$0
CAPITAL ASSET PRESERVATION	19,163,000	20,353,000	20,353,000	20,353,000	20,353,000	\$100,575,000
RTA DISCRETIONARY	5,475,000	8,236,000	9,657,000	9,657,000	9,657,000	\$42,682,000
<u>LEASE/LEASE-BACK</u>	<u>23,338,000</u>	<u>8,718,864</u>	<u>0</u>	<u>0</u>	<u>0</u>	<u>\$32,056,864</u>
AVAILABLE STATE/LOCAL	\$74,693,497	\$60,507,864	\$53,210,000	\$53,210,000	\$53,210,000	\$294,831,361
TOTAL NEW FUNDS	\$235,946,296	\$373,094,864	\$377,397,000	\$389,577,000	\$400,597,000	\$1,776,612,160
<u>REPROGRAMMED FUNDS</u>						
SEC 9 (5307)	2,136,090	0	0	0	0	\$2,136,090
<u>SEC 3 RAIL (5309)(m)(1)(A))</u>	<u>0</u>	<u>0</u>	<u>0</u>	<u>0</u>	<u>0</u>	<u>\$0</u>
AVAILABLE FEDERAL	\$2,136,090	\$0	\$0	\$0	\$0	\$2,136,090
RTA BOND INTEREST	<u>534,022</u>	<u>0</u>	<u>0</u>	<u>0</u>	<u>0</u>	<u>\$534,022</u>
AVAILABLE STATE/LOCAL	534,022	0	0	0	0	534,022
TOTAL REPROGRAMMED	<u>2,670,112</u>	<u>0</u>	<u>0</u>	<u>0</u>	<u>0</u>	<u>2,670,112</u>
	238,616,408	373,094,864	377,397,000	389,577,000	400,597,000	1,779,282,272
<i>Total Federal</i>	<i>163,388,889</i>	<i>312,587,000</i>	<i>324,187,000</i>	<i>336,367,000</i>	<i>347,387,000</i>	<i>1,483,916,889</i>
<i>Total State/Local</i>	<i>75,227,519</i>	<i>60,507,864</i>	<i>53,210,000</i>	<i>53,210,000</i>	<i>53,210,000</i>	<i>295,365,383</i>

CHICAGO TRANSIT AUTHORITY

Proposed FY1999-2003 Capital Improvement Program (thousands of dollars)

Proj. #	Title	Funded	1999	2000	2001	2002	2003	5 Yr Total	Outyears	Proj Tot
Bus System										
021.032	Purchase Bus ACM Items	0	6,036	6,217	6,106	6,594	6,792	31,743	0	31,743
021.033	Vehicle Overhaul - Bus	0	3,605	7,957	6,753	6,567	6,764	31,646	0	31,646
021.033	Vehicle Overhaul - Bus (IL90X313/CTA-085-97-9)	0	(2,670)	0	0	0	0	(2,670)	0	(2,670)
031.042	Replace 440 Buses	40,500	39,686	37,602	0	0	0	77,288	0	117,788
031.043	Replace 78 Articulated Buses	0	0	0	21,344	17,308	0	38,651	0	38,651
031.045	Replace Buses - 490TMC, and 467 Fix	0	0	0	600	0	86,400	87,000	199,383	286,383
031.048	Purchase Alternative Fuel Vehicles	0	3,000	0	0	0	0	3,000	0	3,000
090.015	Rehabilitate/Purchase/Install Bus Passenger Shelters	0	0	1,061	0	1,159	0	2,220	0	2,220
	Subtotal	40,500	49,656	52,836	34,802	31,628	99,956	268,879	199,383	508,762
Rail Cars										
022.013	Purchase Rail ACM Items	0	4,289	3,567	3,785	4,015	4,260	19,915	0	19,915
022.016	Vehicle Overhaul - Rail	0	3,605	7,957	6,753	6,567	6,764	31,646	0	31,646
132.030	Rehab Up To 330 Rail Cars (2600 Series) - Base (284)	145,690	26,091	15,509	0	0	0	41,600	0	187,290
132.931	Rehab Up To 110 Rail Cars (2600 Series) - Option 1 (94)	0	5,483	27,415	21,932	0	0	54,831	0	54,831
132.932	Rehab Up To 110 Rail Cars (2600 Series) - Option 2 (110)	0	0	21,452	20,314	22,338	0	64,104	0	64,104
132.933	Rehab Up To 110 Rail Cars (2600 Series) - Option 3 (94)	0	0	0	27,263	28,261	0	55,523	0	55,523
132.056	Replace 144 Rail Cars (2200's)	0	0	0	0	657	0	657	200,275	200,932
132.057	Rehab 194 Rail Cars - Extend Life (2400's)	0	0	0	0	652	0	652	151,864	152,516
	Subtotal	145,690	39,468	75,900	80,047	62,489	11,024	268,928	352,140	766,757
Rail Lines										
053.004	Rail Service Mgmt System	0	0	4,730	0	28,761	0	33,491	0	33,491
150.001	Upgrade Safety Equipment - Subways	4,138	0	1,000	0	0	0	1,000	154,358	159,496
161.018	Replace Signal System - Dearborn Street Subway	0	0	3,183	0	32,343	6,043	41,568	0	41,568
161.022	Implement Workers Ahead Warning System	725	721	743	788	836	0	3,087	0	3,812
162.020	Install Cab Signal System Congress Line - Portal to Desplaines	0	0	0	0	3,582	0	3,582	40,574	44,157
171.035	Renew Structure - Milwaukee (Logan Square Connector)	37,712	0	6,640	13,589	0	0	20,229	0	57,941
171.107	Rehab Structure - South Loop	14,670	0	10,030	0	0	0	10,030	0	24,700
171.810	Rehab Structure - Armitage to Lawrence	600	618	637	675	716	760	3,406	0	4,006
171.207	Protective Coating Ravenswood Loop - River to Chicago	0	0	2,390	0	0	0	2,390	0	2,390
171.208	Protective Coating South Loop - VanBuren to 18th Street	0	0	482	0	0	0	482	0	482
172.006	Protective Coating For Bridges - Yellow & Purple Lines	500	1,700	2,463	0	1,232	0	5,394	0	5,894
173.022	Rehab Viaducts - Purple Line	0	0	0	1,311	1,962	11,375	14,648	10,864	25,512
181.810	Renew R.O.W. - Systemwide	0	2,060	2,122	2,251	2,300	2,534	11,267	0	11,267
186.025	Renew Dan Ryan Special Work - 10 Locations	0	0	0	12,236	0	0	12,236	0	12,236
187.037	Renew Footwalk on Ravenswood - Chicago to Armitage	0	0	0	1,239	0	0	1,239	0	1,239
187.038	Renew Footwalk on North Main Line - Belmont to Leland	0	0	0	4,012	0	0	4,012	0	4,012
194.001	Reconfigure Harrison Curve	973	0	0	0	9,414	0	9,414	0	10,387
194.117	FTA 5309 New Start - Douglas	13,200	2,144	0	0	0	0	2,144	0	15,344
194.115	FTA 5309 New Start - Ravenswood	4,900	2,144	0	0	0	0	2,144	0	7,044
196.001	Rehab Rail Lines (Congress)	12,795	7,957	6,880	0	0	0	14,837	0	27,632
	Subtotal	90,212	17,344	41,298	36,102	81,147	20,711	196,602	205,797	492,611

CHICAGO TRANSIT AUTHORITY

Proposed FY1999-2003 Capital Improvement Program (thousands of dollars)

<u>Proj. #</u>	<u>Title</u>	<u>Funded</u>	<u>1999</u>	<u>2000</u>	<u>2001</u>	<u>2002</u>	<u>2003</u>	<u>5 Yr Total</u>	<u>Outyears</u>	<u>Proj Tot</u>
<u>Rail Stations</u>										
141.014	Reconstruct Rail Station - Wilson/Howard	3,620	0	0	15,757	0	0	15,757	0	19,377
141.016	Reconstruct Rail Station - Western/O'Hare (ADA - VCA) (1995)	799	13,000	0	0	0	0	13,000	0	13,799
141.034	Reconstruct Rail Station - Fullerton/Howard (ADA - VCA) (2008)	0	0	3,090	0	21,212	0	24,302	52,095	76,397
141.045	Construct Rail Station - Central Park-Conservatory/Lake	0	14,000	0	0	0	0	14,000	0	14,000
141.051	Reconstruct Rail Station - 95th/Dan Ryan (ADA - VCA) (1998)	391	8,000	0	0	0	0	8,000	0	8,391
141.051	Reconstruct Rail Station - 95th/Dan Ryan	0	0	0	1,126	0	35,577	36,702	0	36,702
141.052	Reconstruct Rail Station - Howard/Red Line (2010)	0	0	2,000	2,060	2,122	2,185	8,367	30,141	38,508
143.102	Improve Rail Station - Jefferson Park/O'Hare (ADA - VCA) (1998)	306	8,000	0	0	0	0	8,000	0	8,306
143.104	Improve Rail Station - Logan Square/O'Hare (ADA - VCA) (2000)	345	8,000	0	0	0	0	8,000	0	8,345
143.105	Improve Rail Station - 35th - Sox/Dan Ryan (ADA - VCA) (1998)	381	8,000	0	0	0	0	8,000	0	8,381
143.113	Replace Escalators - Subways	0	0	0	12,614	0	0	12,614	0	12,614
143.132	Reconstruct Rail Station - Indiana/SML (ADA - VCA) (1995)	300	5,000	0	0	0	0	5,000	0	5,300
143.149	Improve Rail Station - U of I - Halsted/Congress (ADA - VCA) (1998)	365	6,000	0	0	0	0	6,000	0	6,365
143.150	<u>Improve Rail Station - Kedzie - Homan/Congress (ADA - VCA) (1999)</u>	<u>330</u>	<u>6,000</u>	<u>0</u>	<u>0</u>	<u>0</u>	<u>0</u>	<u>6,000</u>	<u>0</u>	<u>6,330</u>
	Subtotal	6,837	76,000	5,090	31,556	23,334	37,762	173,742	82,236	262,816
<u>Shops & Garages</u>										
070.010	Improve Facilities (CAP)	0	2,039	0	0	0	0	2,039	0	2,039
073.072	Rehabilitate Garage - Archer	5,307	0	1,622	0	0	23,930	25,552	0	30,858
074.033	Replace Electric Service - Desplaines Shop	170	0	1,584	0	0	0	1,584	0	1,754
074.066	Expand Shop - 98th	0	0	0	1,967	0	29,270	31,236	0	31,236
076.032	Miscellaneous Facility Improvements	0	400	0	0	0	0	400	0	400
076.810	Replace/Repair Roofs	2,500	1,545	711	732	754	777	4,519	0	7,019
081.023	<u>Upgrade Bus Washers - Forest Glen</u>	<u>314</u>	<u>0</u>	<u>3,361</u>	<u>0</u>	<u>0</u>	<u>0</u>	<u>3,361</u>	<u>0</u>	<u>3,675</u>
	Subtotal	8,291	3,984	7,278	2,699	754	53,976	68,691	0	76,982
<u>Miscellaneous</u>										
053.005	Implement Fiber Optic System	0	0	0	6,700	0	0	6,700	0	6,700
060.810	Implement Computer Systems	4,510	6,480	9,780	6,228	8,138	8,419	39,046	0	43,556
084.810	Purchase Maintenance Equipment	0	1,000	424	437	450	464	2,775	0	2,775
086.810	Purchase Non-Revenue Vehicles	0	2,670	1,030	1,061	1,093	1,126	6,979	0	6,979
102.035	Implement Smart Card Technology	0	1,000	2,200	0	0	0	3,200	0	3,200
102.036	Expand Availability of Bus Transit Cards	0	4,000	2,500	0	0	0	6,500	0	6,500
110.011	Improve System Signage - Systemwide	4,400	5,150	0	281	0	0	5,431	0	9,832
190.033	Implement Quality Assurance Program	1,930	319	329	349	370	393	1,760	0	3,690
193.810	Miscellaneous & Unanticipated Capital	1,000	1,000	1,030	1,061	1,093	813	4,997	0	5,997
201.007	University Pass Program (CMAQ)	0	150	0	0	0	0	150	0	150
202.147	Master Plan - North Park	0	500	0	0	0	0	500	0	500
202.184	New Resident's Marketing Program (CMAQ)	0	200	0	0	0	0	200	0	200
202.190	Increase Usage of Park and Ride Facilities (CMAQ)	0	125	0	0	0	0	125	0	125
202.191	Corporate Relocation Assistance Program (CMAQ)	0	200	0	0	0	0	200	0	200
202.192	New Employee Program (CMAQ)	0	100	0	0	0	0	100	0	100
202.194	Stationary Power Study	0	300	0	0	0	0	300	0	300
202.400	Flexible Service Initiatives	200	0	318	338	358	380	1,394	0	1,594

CHICAGO TRANSIT AUTHORITY

Proposed FY1999-2003 Capital Improvement Program (thousands of dollars)

<u>Proj. #</u>	<u>Title</u>	<u>Funded</u>	<u>1999</u>	<u>2000</u>	<u>2001</u>	<u>2002</u>	<u>2003</u>	<u>5 Yr Total</u>	<u>Outyears</u>	<u>Proj Tot</u>
203.800	<u>Capital Asset Preservation Program (CAP) - 100%</u>	<u>0</u>	<u>0</u>	<u>8,481</u>	<u>8,366</u>	<u>9,120</u>	<u>0</u>	<u>25,967</u>	<u>0</u>	<u>25,967</u>
	Subtotal	12,041	23,194	26,092	24,820	20,622	11,594	106,323	0	118,364
	SUBTOTAL - Projects	303,572	209,646	208,495	210,026	219,974	235,023	1,083,165	839,555	2,226,293
	<u>Contingencies/Administration</u>		<u>26,300</u>	<u>26,750</u>	<u>29,621</u>	<u>31,853</u>	<u>27,824</u>	<u>142,347</u>	<u>0</u>	<u>142,347</u>
	TOTAL		235,946	235,245	239,647	251,827	262,847	1,225,512	839,555	2,368,639
	Federal New Start Funding									
194.117	FTA 5309 New Start - Douglas (Federal Portion)		*0	78,250	78,250	78,250	78,250	313,000	0	313,000
194.115	FTA 5309 New Start - Ravenswood (Federal Portion)		*0	<u>59,500</u>	<u>59,500</u>	<u>59,500</u>	<u>59,500</u>	<u>238,000</u>	<u>0</u>	<u>238,000</u>
	Federal New Start Total		0	137,750	137,750	137,750	137,750	551,000	0	551,000
	* FY99 funds in upper portion of table									
	Combined Capital and Federal New Start Totals		235,946	372,995	377,397	389,577	400,597	1,776,512	839,555	2,919,639
	Non-Federal Funding Match, Currently Unavailable									
194.117	FTA 5309 New Start - Douglas (Non-Federal Share)		0	19,563	19,563	19,563	19,563	78,250	0	78,250
194.115	FTA 5309 New Start - Ravenswood (Non-Federal Share)		<u>0</u>	<u>14,875</u>	<u>14,875</u>	<u>14,875</u>	<u>14,875</u>	<u>59,500</u>	<u>0</u>	<u>59,500</u>
	Non-Federal Match, Currently Unavailable, Total		0	34,438	34,438	34,438	34,438	137,750	0	137,750
	GRAND TOTAL, MATCHED		235,946	407,432	411,835	424,015	435,035	1,914,262	839,555	3,057,389

CHICAGO TRANSIT AUTHORITY FY 1999 - 2003 CAPITAL PROGRAM

PROJECT: 021.032

CATEGORY: Bus System

PROJECT TITLE: Purchase Bus ACM Items

DESCRIPTION/JUSTIFICATION:

Purchase and/or rebuild, as deemed most effective, various bus associated capital maintenance (ACM) items such as (1998 costs): engines at \$17,000, transmissions at \$7,650 and air conditioning units at \$1,100.

FY 1999 funding will provide for the purchase or rebuilding, as deemed most effective, of associated capital maintenance items.

The components to be purchased or rebuilt meet FTA guidelines for associated capital maintenance. These guidelines allow for the purchase and rebuilding of items which individually represent at least one-half of one percent of the cost of the bus, depreciated per the average age of the fleet (per FTA Circular 9030.1B).

FINANCIAL SUMMARY:

GRANTS			EXPENDITURES		OBLIGATIONS
Funded	\$	0	1999	\$ 6,035,594	\$ 6,035,594
Pending	FY 1998	0	2000	6,216,662	6,216,662
	FY 1999	6,035,594	2001	6,105,540	6,105,540
	FY 2000	6,216,662	2002	6,593,872	6,593,872
	FY 2001	6,105,540	2003	6,791,683	6,791,683
	FY 2002	6,593,872	2004	0	0
	FY 2003	6,791,683			
Total	\$	31,743,351		\$ 31,743,351	\$ 31,743,351
FY 1999-2003	Program	\$ 31,743,351			

CHICAGO TRANSIT AUTHORITY FY 1999 - 2003 CAPITAL PROGRAM

PROJECT: 022.013 **CATEGORY:** Rail Cars

PROJECT TITLE: Purchase Rail ACM Items

DESCRIPTION/JUSTIFICATION:

Purchase new and/or rebuild, as deemed most effective, various rail associated capital maintenance (ACM) items such as (1998 costs): air conditioning units at \$26,500 each and brake calipers at \$5,000 each.

FY 1999 funding will provide for the purchase or rebuilding of various associated capital maintenance items, as deemed most effective for the Chicago Transit Authority's rail car fleet.

The components to be purchased or rebuilt meet FTA guidelines for associated capital maintenance. These guidelines allow for the purchase and rebuilding of items which individually represent at least one-half of one percent of the cost of the rail car, depreciated per the average age of the fleet (per FTA Circular 9030.1B).

FINANCIAL SUMMARY:

GRANTS		EXPENDITURES	OBLIGATIONS
Funded	\$ 0	1999 \$ 4,288,545	\$ 4,288,545
Pending	FY 1998 0	2000 3,567,276	3,567,276
	FY 1999 4,288,545	2001 3,784,523	3,784,523
	FY 2000 3,567,276	2002 4,014,999	4,014,999
	FY 2001 3,784,523	2003 4,259,511	4,259,511
	FY 2002 4,014,999	2004 0	0
	FY 2003 4,259,511		
	Total \$ 19,914,854	\$ 19,914,854	\$ 19,914,854
FY 1999-2003	Program \$ 19,914,854		

CHICAGO TRANSIT AUTHORITY FY 1999 - 2003 CAPITAL PROGRAM

PROJECT: 022.016 **CATEGORY:** Rail Cars

PROJECT TITLE: Vehicle Overhaul - Rail

DESCRIPTION/JUSTIFICATION:

Rebuild or purchase and install components for the rail car fleet.

FY 1999 funding provides for the rebuilding or purchase and installation of components for the rail car fleet. This is a fully funded element of a multi-year program. Future funding provides for the distinct rebuilding or the purchase and installation of separate sets of components.

Purchase and rebuilding of rail car components is a standard procedure with railroads and the rapid transit industry. When components fail, the car is taken out of service resulting in inconvenience to the riding public. It is vital that the components be replaced in a timely fashion in order to maintain quality service. Replacing the components will increase car availability.

FINANCIAL SUMMARY:

GRANTS		EXPENDITURES		OBLIGATIONS	
Funded	\$ 0	1999	\$ 3,605,000	\$	3,605,000
Pending	0	2000	7,956,750		7,956,750
	3,605,000	2001	6,753,053		6,753,053
	7,956,750	2002	6,567,283		6,567,283
	6,753,053	2003	6,764,297		6,764,297
	6,567,283	2004	0		0
	6,764,297				
Total	\$ 31,646,383		\$ 31,646,383	\$	31,646,383
FY 1999-2003 Program				\$	31,646,383

CHICAGO TRANSIT AUTHORITY FY 1999 - 2003 CAPITAL PROGRAM

PROJECT: 031.042 **CATEGORY:** Bus System

PROJECT TITLE: Replace 440 Buses

DESCRIPTION/JUSTIFICATION:

Engineer, purchase, and inspect fully accessible, air conditioned forty-foot buses, including a spare parts inventory.

FY 1999 funding will purchase an additional 150 buses to partially replace 110 buses manufactured by Flyer industries in 1983 and 330 buses manufactured by M.A.N. in 1985-86. These buses have, or will have reached the industry standard retirement age in 1998-2001. The buses will be air conditioned and accessible to the disabled, the current buses are neither. The buses to be replaced on a one-for-one basis are forty-foot buses which will have reached their authorized twelve year retirement age. As these buses approach their retirement age, their reliability and consequently the reliability of service to CTA riders declines. Continued operation of these over age buses imposes unnecessarily high maintenance and operating costs on the CTA and reduced service reliability on our riders. Prior funding in 1998 provided funding to purchase 150 buses. Future funding in 2000 will purchase the remaining buses in the scope of this project.

FINANCIAL SUMMARY:

GRANTS		EXPENDITURES		OBLIGATIONS	
Funded	\$ 40,500,000	1999	\$ 7,937,198	\$	39,685,991
Pending		2000			
	FY 1998 0		7,520,400		37,602,000
	FY 1999 39,685,991	2001	31,748,793		0
	FY 2000 37,602,000	2002	30,081,600		0
	FY 2001 0	2003	0		0
	FY 2002 0	2004	0		0
	FY 2003 0				
	Total \$ 117,787,991		\$ 77,287,991	\$	77,287,991
FY 1999-2003	Program \$ 77,287,991				

CHICAGO TRANSIT AUTHORITY FY 1999 - 2003 CAPITAL PROGRAM

PROJECT: 070.010 **CATEGORY:** Shops & Garages

PROJECT TITLE: Improve Facilities (CAP)

DESCRIPTION/JUSTIFICATION:

Correct deficiencies at CTA facilities through systematic inspection, and rehabilitation or replacement of substandard elements.

This program will fund the rehabilitation of CTA support facilities where building components have defects which need immediate repair. These facilities must be kept in a good state of repair in order to allow expedient performance of maintenance duties on CTA rolling stock.

FINANCIAL SUMMARY:

GRANTS		EXPENDITURES		OBLIGATIONS	
Funded	\$ 0	1999	\$ 2,038,798	\$	2,038,798
Pending		2000	0		0
	FY 1998 0	2001	0		0
	FY 1999 2,038,798	2002	0		0
	FY 2000 0	2003	0		0
	FY 2001 0	2004	0		0
	FY 2002 0				
	FY 2003 0				
	Total \$ 2,038,798		\$ 2,038,798	\$	2,038,798
FY 1999-2003	Program \$ 2,038,798				

CHICAGO TRANSIT AUTHORITY FY 1999 - 2003 CAPITAL PROGRAM

PROJECT: 073.072 **CATEGORY:** Shops & Garages

PROJECT TITLE: Rehabilitate Garage - Archer

DESCRIPTION/JUSTIFICATION:

The total scope of this project provides for the rehabilitation of Archer Garage.

Archer Garage was constructed in the early 1900's as a street car barn. Renovation of this facility is required due to deterioration of structural and mechanical systems. Also Bay 11, currently a storage bay, will be converted to a maintenance bay. This rehabilitation will provide enhanced maintenance ability within the existing building.

FINANCIAL SUMMARY:

GRANTS			EXPENDITURES		OBLIGATIONS	
Funded		\$ 5,306,854	1999	\$ 0	\$	0
Pending	FY 1998	0	2000	50,000		1,621,607
	FY 1999	0	2001	550,000		0
	FY 2000	1,621,607	2002	900,000		0
	FY 2001	0	2003	12,000,000		23,929,966
	FY 2002	0	2004	12,051,573		0
	FY 2003	23,929,966				
	Total	\$ 30,858,427		\$ 25,551,573	\$	25,551,573
FY 1999-2003	Program	\$ 25,551,573				

CHICAGO TRANSIT AUTHORITY FY 1999 - 2003 CAPITAL PROGRAM

PROJECT: 074.033

CATEGORY: Shops & Garages

PROJECT TITLE: Replace Electric Service - Desplaines Shop

DESCRIPTION/JUSTIFICATION:

Replace the AC and DC electrical systems in the Desplaines Rail Shop. The existing DC distribution system, equipment, and utilization devices will be replaced with modern equipment. This includes DC switchboard, feeders, car auxiliary test outlets, stingers, controls, and safety and alarm equipment. Additional AC electrical components such as switchboard, lighting, distribution, and new AC services will also be installed.

Rapid transit cars are moved in and out of the shop, for maintenance or repair, by DC electrical current. The electrified third rail does not enter the shop because live electricity in an area where heavy equipment is in continuous use creates a safety hazard. The DC current is supplied in the shop area by use of a "stinger" wand with which maintenance personnel energize the truck shoe on an RT car, providing current to the train traction motors. The existing stingers do not have safety mechanisms such as energy cutoff systems. The new DC equipment will provide increased control and emergency cutoff mechanisms for safer DC power use. Also, the AC electrical system needs to be upgraded. The temporary AC lighting that was installed 25 years ago has deteriorated to an unacceptable level.

FINANCIAL SUMMARY:

GRANTS			EXPENDITURES		OBLIGATIONS
Funded		\$ 170,000	1999	\$ 0	\$ 0
Pending	FY 1998	0	2000	30,000	1,584,454
	FY 1999	0	2001	1,200,000	0
	FY 2000	1,584,454	2002	354,454	0
	FY 2001	0	2003	0	0
	FY 2002	0	2004	0	0
	FY 2003	0			
Total		\$ 1,754,454		\$ 1,584,454	\$ 1,584,454
FY 1999-2003	Program	\$ 1,584,454			

CHICAGO TRANSIT AUTHORITY FY 1999 - 2003 CAPITAL PROGRAM

PROJECT: 074.066 **CATEGORY:** Shops & Garages

PROJECT TITLE: Expand Shop - 98th

DESCRIPTION/JUSTIFICATION:

Expand existing shop and related trackwork to provide a car washer and additional maintenance capabilities.

The south end of the Red Line has no indoor car washing facility and maintenance capacity is severely limited, with one 4-car pit position and two 2-car hoist positions. In contrast, the north end of the Red Line (Howard) has a maintenance capacity for 26 cars. Furthermore, the 98th Shop 4-car pit position is shared by the car control group, blow-down operations and rail car inspection. Airborne dust raised in blow-down operations argues for separating these functions.

The limited number of hoist positions have severely constrained maintenance capabilities. Also, car washing, cleaning, and graffiti removal must be performed on regular outdoor yard storage tracks. This subjects employees to inclement weather and the hazards of 600 V/DC contact rail. This shop expansion will double indoor maintenance capacity and separate pre-inspection car blow-down cleaning from car inspections improving overall shop maintenance operations.

FINANCIAL SUMMARY:

GRANTS			EXPENDITURES		OBLIGATIONS	
Funded	\$	0	1999	\$ 0	\$	0
Pending	FY 1998	0	2000	0		0
	FY 1999	0	2001	1,714,788		1,966,909
	FY 2000	0	2002	0		0
	FY 2001	1,966,909	2003	13,467,210		29,269,522
	FY 2002	0	2004	16,054,433		0
	FY 2003	29,269,522				
	Total	\$ 31,236,431		\$ 31,236,431	\$	31,236,431
FY 1999-2003	Program	\$ 31,236,431				

CHICAGO TRANSIT AUTHORITY FY 1999 - 2003 CAPITAL PROGRAM

PROJECT: 076.032 **CATEGORY:** Shops & Garages

PROJECT TITLE: Miscellaneous Facility Improvements

DESCRIPTION/JUSTIFICATION:

Correct deficiencies at CTA facilities through rehabilitation or replacement of substandard elements.

This project will fund the rehabilitation of CTA support facilities where building components have defects which need immediate repair. These facilities must be kept in good state of repair in order to allow efficient performance of maintenance duties on CTA rolling stock.

FINANCIAL SUMMARY:

GRANTS			EXPENDITURES		OBLIGATIONS	
Funded	\$	0	1999	\$ 400,000	\$	400,000
Pending	FY 1998	0	2000	0		0
	FY 1999	400,000	2001	0		0
	FY 2000	0	2002	0		0
	FY 2001	0	2003	0		0
	FY 2002	0	2004	0		0
	FY 2003	0				
Total	\$	400,000		\$ 400,000	\$	400,000
FY 1999-2003	Program \$	400,000				

CHICAGO TRANSIT AUTHORITY FY 1999 - 2003 CAPITAL PROGRAM

PROJECT: 076.810 **CATEGORY:** Shops & Garages

PROJECT TITLE: Replace/Repair Roofs

DESCRIPTION/JUSTIFICATION:

Replace roofs at various locations: shops, garages, stations and miscellaneous facilities.

FY 1999 funding will provide for replacement/repair of roofs.

Many roofs are nearing, or are at the end of their service life and require replacement to avoid safety hazards and damage to building interiors and roof structures.

FINANCIAL SUMMARY:

GRANTS		EXPENDITURES		OBLIGATIONS	
Funded	\$ 2,500,000	1999	\$ 1,000,000	\$	1,545,000
Pending		2000	710,803		710,803
	FY 1998 0	2001	1,100,000		732,127
	FY 1999 1,545,000	2002	725,000		754,091
	FY 2000 710,803	2003	750,000		776,713
	FY 2001 732,127	2004	232,931		0
	FY 2002 754,091				
	FY 2003 776,713				
	Total \$ 7,018,734		\$ 4,518,734	\$	4,518,734
FY 1999-2003	Program \$ 4,518,734				

CHICAGO TRANSIT AUTHORITY FY 1999 - 2003 CAPITAL PROGRAM

PROJECT: 081.023 **CATEGORY:** Shops & Garages

PROJECT TITLE: Upgrade Bus Washers - Forest Glen

DESCRIPTION/JUSTIFICATION:

Design, construct and install a bus washer bay; purchase and install 2 bus washers and a water reclamation system at Forest Glen Garage.

Forest Glen is a large Bus Maintenance Facility with over 270 buses assigned. There is only one bus washer at this facility, which is inadequate to meet CTA's standard, which is to wash all buses daily. This washer is over 35 years old, costly to maintain, and does not perform adequately. Installation of two new washers, one in the existing bay and one in a newly built bay, and the installation of a water reclamation system will increase productivity and improve the appearance of the bus fleet by permitting the washing of all buses daily. A clean bus connotes a well maintained and safe vehicle for our customers. It also instills pride in our operators. In addition to these benefits, by washing buses daily, corrosion to body panels and their supporting elements is reduced.

FINANCIAL SUMMARY:

GRANTS				EXPENDITURES		OBLIGATIONS	
Funded	\$	314,212	1999	\$	0	\$	0
Pending							
	FY 1998	0	2000	1,300,000		3,360,931	
	FY 1999	0	2001	1,800,000		0	
	FY 2000	3,360,931	2002	260,931		0	
	FY 2001	0	2003	0		0	
	FY 2002	0	2004	0		0	
	FY 2003	0					
	Total	\$ 3,675,143		\$ 3,360,931		\$ 3,360,931	
FY 1999-2003	Program	\$ 3,360,931					

CHICAGO TRANSIT AUTHORITY FY 1999 - 2003 CAPITAL PROGRAM

PROJECT: 084.810

CATEGORY: Miscellaneous

PROJECT TITLE: Purchase Maintenance Equipment

DESCRIPTION/JUSTIFICATION:

Purchase tools and equipment needed to maintain rolling stock, buildings, grounds, and structures for the CTA system.

FY 1999 funding will provide for the purchase of capital eligible equipment.

Capital eligible maintenance equipment purchased under this program will be used to repair rolling stock and other elements of the infrastructure in order to support bus and rail transit operations. Examples of equipment include (1998 costs): Tie Inspection System \$3,500, Scissors Type Hydraulic Work Platforms \$50,000, Flame Cutting Machine \$85,000, Rail Saw \$200,000.

FINANCIAL SUMMARY:

GRANTS		EXPENDITURES	OBLIGATIONS
Funded	\$ 0	1999 \$ 8,200	\$ 1,000,000
Pending	FY 1998 0	2000 750,000	424,360
	FY 1999 1,000,000	2001 613,000	437,091
	FY 2000 424,360	2002 700,000	450,204
	FY 2001 437,091	2003 704,164	463,709
	FY 2002 450,204	2004 0	0
	FY 2003 463,709		
	<hr/> Total \$ 2,775,364	<hr/> \$ 2,775,364	<hr/> \$ 2,775,364
FY 1999-2003	Program \$ 2,775,364		

CHICAGO TRANSIT AUTHORITY FY 1999 - 2003 CAPITAL PROGRAM

PROJECT: 086.810 **CATEGORY:** Miscellaneous

PROJECT TITLE: Purchase Non-Revenue Vehicles

DESCRIPTION/JUSTIFICATION:

Purchase, inspect, and place into service a variety of non-revenue vehicles.

The non-revenue vehicles to be replaced are overaged. Non-revenue vehicles are essential for maintaining efficient bus and rail operations. Examples of vehicles now in need of replacement include (cost in 1998 dollars): vehicles for street supervision, at a cost of \$23,000 each; bucket vans at \$35,000 each; high rail pickup trucks at \$45,000 each; and maintenance trucks at \$100,000 each.

FINANCIAL SUMMARY:

GRANTS			EXPENDITURES		OBLIGATIONS
Funded	\$	0	1999	\$ 40,000	\$ 2,670,112
Pending	FY 1998	0	2000	1,500,000	1,030,000
	FY 1999	2,670,112	2001	750,000	1,060,900
	FY 2000	1,030,000	2002	1,670,112	1,092,727
	FY 2001	1,060,900	2003	1,519,135	1,125,508
	FY 2002	1,092,727	2004	1,500,000	0
	FY 2003	1,125,508			
	Total	\$ 6,979,247		\$ 6,979,247	\$ 6,979,247
FY 1999-2003	Program	\$ 6,979,247			

CHICAGO TRANSIT AUTHORITY FY 1999 - 2003 CAPITAL PROGRAM

PROJECT: 090.015 **CATEGORY:** Bus System

PROJECT TITLE: Rehabilitate/Purchase/Install Bus Passenger Shelters

DESCRIPTION/JUSTIFICATION:

The scope of the project is to rehabilitate, purchase, and install bus passenger shelters within the CTA bus service area.

In order to provide our customers with the best service possible, it is important to provide bus shelters to protect them from the weather as they wait for buses to arrive. Some of these funds will rehabilitate old shelters; some will provide for new locations, to be selected based on a backlog of requests from riders, neighborhood groups and elected officials.

FINANCIAL SUMMARY:

GRANTS		EXPENDITURES		OBLIGATIONS			
Funded	\$	0	1999	\$	0	\$	0
Pending	FY 1998	0	2000		20,000		1,060,900
	FY 1999	0	2001		600,000		0
	FY 2000	1,060,900	2002		600,000		1,159,274
	FY 2001	0	2003		1,000,174		0
	FY 2002	1,159,274	2004		0		0
	FY 2003	0					
Total	\$	2,220,174		\$	2,220,174	\$	2,220,174
FY 1999-2003	Program	\$					

CHICAGO TRANSIT AUTHORITY FY 1999 - 2003 CAPITAL PROGRAM

PROJECT: 102.035 **CATEGORY:** Miscellaneous

PROJECT TITLE: Implement Smart Card Technology

DESCRIPTION/JUSTIFICATION:

Provides for the development of a smart card program that will include the following: purchase of smart cards, marketing, training and program implementation requirements.

The current automated fare control system was designed and manufactured to accept the smart card and requires no hardware modification. The goal of this project is to develop a system that better meets the needs of the customer. Once the system is implemented, it would allow a customer the flexibility to switch from a monthly to a weekly or a stored value pass with out having to purchase a different card. Changes would be made at the point-of-sale locations. Introduction of the smart card will provide greater flexibility in the Authority's fare structure and options available to the customer.

FINANCIAL SUMMARY:

GRANTS			EXPENDITURES		OBLIGATIONS
Funded	\$	0	1999	\$ 20,000	\$ 1,000,000
Pending			2000	1,980,000	2,200,000
			2001	1,200,000	0
			2002	0	0
			2003	0	0
			2004	0	0
Total	\$	3,200,000		\$ 3,200,000	\$ 3,200,000
FY 1999-2003 Program		\$ 3,200,000			

CHICAGO TRANSIT AUTHORITY FY 1999 - 2003 CAPITAL PROGRAM

PROJECT: 102.036

CATEGORY: Miscellaneous

PROJECT TITLE: Expand Availability of Bus Transit Cards

DESCRIPTION/JUSTIFICATION:

Expand availability and use of transit cards in the bus system.

The project will incorporate the introduction of a point of sale device at locations that currently sell transit cards. These point of sale devices will have the capability to encode cards in any denomination for first purchase and will be capable of recharging transit cards in any denomination. This device will also be designed to have the capability to encode smart cards.

FINANCIAL SUMMARY:

GRANTS			EXPENDITURES		OBLIGATIONS
Funded	\$	0	1999	\$ 80,000	\$ 4,000,000
Pending	FY 1998	0	2000	5,920,000	2,500,000
	FY 1999	4,000,000	2001	500,000	0
	FY 2000	2,500,000	2002	0	0
	FY 2001	0	2003	0	0
	FY 2002	0	2004	0	0
	FY 2003	0			
	Total	\$ 6,500,000		\$ 6,500,000	\$ 6,500,000
FY 1999-2003	Program	\$ 6,500,000			

CHICAGO TRANSIT AUTHORITY FY 1999 - 2003 CAPITAL PROGRAM

PROJECT: 110.011 **CATEGORY:** Miscellaneous

PROJECT TITLE: Improve System Signage - Systemwide

DESCRIPTION/JUSTIFICATION:

Design and implement modern signage, on the bus and rail systems, that is clear and understandable to passengers. Develop a consistent visual image for the CTA with primary emphasis on system signage but also including related graphic material, architectural themes and promotional efforts.

This FY 1999 funding will continue to provide for the fabrication and installation of new signage for the bus system, the rail system and facilities.

A comprehensive program is being developed to present a consistent visual image and it will bring modern materials and graphics to the CTA system. The primary emphasis will be on increasing the quality of signs used by our customers to find their way on the CTA transit system.

FINANCIAL SUMMARY:

GRANTS				EXPENDITURES		OBLIGATIONS	
Funded	\$	4,400,218	1999	\$	4,635,000	\$	5,150,000
Pending	FY 1998	0	2000		515,000		0
	FY 1999	5,150,000	2001		281,377		281,377
	FY 2000	0	2002		0		0
	FY 2001	281,377	2003		0		0
	FY 2002	0	2004		0		0
	FY 2003	0					
	Total	\$ 9,831,595		\$	5,431,377	\$	5,431,377
FY 1999-2003	Program	\$ 5,431,377					

CHICAGO TRANSIT AUTHORITY FY 1999 - 2003 CAPITAL PROGRAM

PROJECT: 132.030 **CATEGORY:** Rail Cars

PROJECT TITLE: Rehabilitate Up To 598 Rail Cars - Mid-Life (2600's)

DESCRIPTION/JUSTIFICATION:

Rehabilitate up to 598, 2600 series rail cars.

FY 1999 funding provides for the cash needs and obligation provisions identified in the base contract to fund the rehabilitation of an initial 284 rail cars and provides partial funding for option one of the contract. In the total scope are provisions to exercise three options (each for up to 110 additional cars) sufficient to rehabilitate the remaining 314 cars in the 2600 series fleet. Project 132.931 will fund option #1, project 132.932 option #2 and 132.933 option #3.

The 2600 series rail cars comprise approximately fifty percent of CTA's rail car fleet. The cars were purchased from 1981 to 1987. The oldest cars have been in continuous service over 16 years and require rehabilitation to restore them to an acceptable level of reliability. Problems with the control groups and under car wiring have resulted in car fires. The fires cause major service disruptions and the cars require significant reinvestment to return them to revenue service. Interior rehabilitations and new or upgraded subsystems such as control groups, will allow the 2600 series cars to achieve an acceptable level of reliability throughout the remainder of their service life.

FINANCIAL SUMMARY:

GRANTS		EXPENDITURES		OBLIGATIONS	
Funded	\$ 145,689,937	1999	\$ 0	\$	31,574,023
Pending		2000	27,729,652		64,376,436
	FY 1998 0	2001	85,591,229		69,509,152
	FY 1999 31,574,023	2002	102,737,093		50,598,363
	FY 2000 64,376,436	2003	0		0
	FY 2001 69,509,152	2004	0		0
	FY 2002 50,598,363				
	FY 2003 0				
	<hr/> Total \$ 361,747,911		<hr/> \$ 216,057,974		<hr/> \$ 216,057,974
FY 1999-2003	Program \$ 216,057,974				

CHICAGO TRANSIT AUTHORITY FY 1999 - 2003 CAPITAL PROGRAM

PROJECT: 132.056

CATEGORY: Rail Cars

PROJECT TITLE: Replace 144 Rail Cars (2200's)

DESCRIPTION/JUSTIFICATION:

The scope of this project is to purchase and place in service 144 rapid transit cars. Initial funding will provide for front end design efforts associated with the project.

This rapid transit car purchase will replace 144, 2200 series RT cars delivered between 1969 and 1970. The 2200 series cars are currently between 27 and 28 years old, and are eligible for replacement or an end of life rehabilitation under federal guidelines. Because their bi-fold doors cannot be made ADA compliant, the 2200 series cars are recommended for replacement.

Outyear funding of \$200,275,200 will be required to complete the scope of this project.

FINANCIAL SUMMARY:

GRANTS		EXPENDITURES		OBLIGATIONS	
Funded	\$ 0	1999	\$ 0	\$	0
Pending		2000			
	FY 1998 0	2001	0		0
	FY 1999 0	2002	50,000		656,728
	FY 2000 0	2003	606,728		0
	FY 2001 0	2004	0		0
	FY 2002 656,728				
	FY 2003 0				
Total	\$ 656,728		\$ 656,728	\$	656,728
FY 1999-2003 Program	\$ 656,728				

CHICAGO TRANSIT AUTHORITY FY 1999 - 2003 CAPITAL PROGRAM

PROJECT: 132.057 **CATEGORY:** Rail Cars

PROJECT TITLE: Rehab 194 Rail Cars - Extend Life (2400's)

DESCRIPTION/JUSTIFICATION:

End of life rehabilitation for 194, 2400 series cars to extend their service life by up to 12 years. This project will include replacement/rehabilitation of rail car components and subsystems. Initial funding will provide for front end design efforts associated with the project.

The 2400 series rail cars will be between 24 and 25 years old at the time funding is requested for this life-extending rehabilitation. These cars entered service in 1976-77 and were partially rehabilitated in 1991-95. This rehabilitation will extend the service life of the cars an additional 12 years.

Outyear funding of \$151,864,370 will be required to complete the scope of this project.

FINANCIAL SUMMARY:

GRANTS		EXPENDITURES		OBLIGATIONS	
Funded	\$ 0	1999	\$ 0		\$ 0
Pending					
	FY 1998 0		2000 0		0
	FY 1999 0		2001 0		0
	FY 2000 0		2002 50,000		651,951
	FY 2001 0		2003 601,951		0
	FY 2002 651,951		2004 0		0
	FY 2003 0				
	<u>Total \$ 651,951</u>		<u>\$ 651,951</u>		<u>\$ 651,951</u>
FY 1999-2003	Program \$ 651,951				

CHICAGO TRANSIT AUTHORITY FY 1999 - 2003 CAPITAL PROGRAM

PROJECT: 141.014 **CATEGORY:** Rail Stations

PROJECT TITLE: Reconstruct Rail Station - Wilson/Howard Station

DESCRIPTION/JUSTIFICATION:

Reconstruct the Wilson Station on the Red Line.

Wilson Station was constructed in 1900 and has far exceeded its design life. The station serves 5,100 passengers on a daily basis. Due to its age, usage, and structural condition the station requires replacement in order to maintain a safe and acceptable level of service. Upon completion it will be fully ADA compliant.

FINANCIAL SUMMARY:

GRANTS		EXPENDITURES		OBLIGATIONS	
Funded	\$	3,620,267	1999	\$	0
Pending			2000		0
	FY 1998	0	2001	1,575,712	15,757,123
	FY 1999	0	2002	10,000,000	0
	FY 2000	0	2003	4,181,411	0
	FY 2001	15,757,123	2004	0	0
	FY 2002	0			
	FY 2003	0			
Total	\$	19,377,390		\$	15,757,123
FY 1999-2003	Program	\$			15,757,123

CHICAGO TRANSIT AUTHORITY FY 1999 - 2003 CAPITAL PROGRAM

PROJECT: 141.016 **CATEGORY:** Rail Stations

PROJECT TITLE: Reconstruct Rail Station - Western/O'Hare (ADA-VAC) (1995)

DESCRIPTION/JUSTIFICATION:

Reconstruct the historic Western Station on the O'Hare - Blue Line.

FY 1999 funding provides for construction of the Western/O'Hare station.

The Western station was constructed in 1895 and has far exceeded its design life. This station serves 2,200 passengers on a daily basis. Due to its age, usage, and structural condition the station requires replacement in order to maintain a safe and acceptable level of service. Upon completion, it will be fully ADA compliant. This station has been deemed historic per our Programmatic Agreement with the Illinois Historic Preservation Agency.

FINANCIAL SUMMARY:

GRANTS		EXPENDITURES		OBLIGATIONS
Funded	\$ 799,046	1999	\$ 500,000	\$ 13,000,000
Pending		2000	11,500,000	0
	FY 1998 0	2001	1,000,000	0
	FY 1999 13,000,000	2002	0	0
	FY 2000 0	2003	0	0
	FY 2001 0	2004	0	0
	FY 2002 0			
	FY 2003 0			
	Total \$ 13,799,046		\$ 13,000,000	\$ 13,000,000
FY 1999-2003	Program \$ 13,000,000			

CHICAGO TRANSIT AUTHORITY FY 1999 - 2003 CAPITAL PROGRAM

PROJECT: 141.034 **CATEGORY:** Rail Stations

PROJECT TITLE: Reconstruct Rail Station - Fullerton/Howard (ADA - VCA) (2008)

DESCRIPTION/JUSTIFICATION:

Reconstruct the Fullerton/Howard Station.

Future funding will provide for an Environmental Impact Statement, design activities and construction of the station.

Fullerton Station was constructed in 1900 and has far exceeded its design life. The station serves 8,250 entering passengers on a weekday basis. Due to its age, usage, and structural condition, the station requires replacement in order to maintain a safe and acceptable level of service. Upon completion it will be fully ADA compliant.

Outyear funding of \$52,095,275 will be required to complete the scope of this project.

FINANCIAL SUMMARY:

GRANTS			EXPENDITURES		OBLIGATIONS		
Funded	\$	0	1999	\$	0	\$	0
Pending	FY 1998	0	2000	1,000,000	3,090,000		
	FY 1999	0	2001	2,090,000	0		
	FY 2000	3,090,000	2002	10,000,000	21,212,017		
	FY 2001	0	2003	8,000,000	0		
	FY 2002	21,212,017	2004	3,212,017	0		
	FY 2003	0					
Total	\$	24,302,017		\$	24,302,017	\$	24,302,017
FY 1999-2003	Program	\$	24,302,017				

CHICAGO TRANSIT AUTHORITY FY 1999 - 2003 CAPITAL PROGRAM

PROJECT: 141.045 **CATEGORY:** Rail Stations

PROJECT TITLE: Construct Rail Station - Central Park-Conservatory/Lake

DESCRIPTION/JUSTIFICATION:

Construct a new rail station between Homan Avenue and Conservatory Drive on the Lake (Green) Line.

FY 1999 funding provides for construction of the Central Park-Conservatory/Lake station.

Currently there is one mile between the existing Pulaski and Kedzie Avenue stations. CTA proposes to build a station situated between them to serve the community's major tourist attraction, Garfield Park. CTA will move and utilize the closed historic Homan Station at this location and historically restore the station in accordance to the Secretary of Interior's Standards for Rehabilitation and Guidelines for Rehabilitation of Historic Buildings. Upon completion, the station will also be fully ADA compliant.

FINANCIAL SUMMARY:

GRANTS		EXPENDITURES		OBLIGATIONS	
Funded	\$ 0	1999	\$ 3,000,000	\$ 14,000,000	
Pending					
	FY 1998	0	2000	10,000,000	0
	FY 1999	14,000,000	2001	1,000,000	0
	FY 2000	0	2002	0	0
	FY 2001	0	2003	0	0
	FY 2002	0	2004	0	0
	FY 2003	0			
Total	\$ 14,000,000		\$ 14,000,000	\$ 14,000,000	
FY 1999-2003	Program	\$ 14,000,000			

CHICAGO TRANSIT AUTHORITY FY 1999 - 2003 CAPITAL PROGRAM

PROJECT: 141.051 **CATEGORY:** Rail Stations

PROJECT TITLE: Reconstruct Rail Station - 95th/Dan Ryan (1998)

DESCRIPTION/JUSTIFICATION:

The scope of this project is to reconstruct the 95th Street Station on the Red Line.

FY 1999 funding will provide for the purchase and installation of elevators as required to meet ADA compliance.

The 95th Street Station was constructed in 1969 and has a weekday ridership of 18,400 passengers. Due to the high usage and deteriorating structural condition it requires rehabilitation or replacement in order to maintain a safe and acceptable level of service. The first phase of construction will make the station fully accessible in compliance with ADA standards. Future funding will design and reconstruct the remaining elements of the station.

FINANCIAL SUMMARY:

GRANTS		EXPENDITURES		OBLIGATIONS
Funded	\$ 391,000	1999	\$ 500,000	\$ 8,000,000
Pending		2000		
	FY 1998 0		7,500,000	0
	FY 1999 8,000,000	2001	50,000	1,125,509
	FY 2000 0	2002	1,075,510	0
	FY 2001 1,125,509	2003	7,115,315	35,576,577
	FY 2002 0	2004	28,461,261	0
	FY 2003 35,576,577			
Total	\$ 45,093,086		\$ 44,702,086	\$ 44,702,086
FY 1999-2003 Program	\$ 44,702,086			

CHICAGO TRANSIT AUTHORITY FY 1999 - 2003 CAPITAL PROGRAM

PROJECT: 141.052 **CATEGORY:** Rail Stations

PROJECT TITLE: Reconstruct Rail Station - Howard/Red Line (ADA - VAC) (1998)

DESCRIPTION/JUSTIFICATION:

The scope of this project is to reconstruct Howard Station, the bus terminal and parking on the Red Line.

The Howard Station was constructed in the 1920's and has a weekday ridership of 7,800 people. Far exceeding its design life, the age, usage, and structural condition of the station requires replacement in order to maintain a safe and acceptable level of service. Upon completion it will be fully ADA compliant. Estimated cost of the new facilities are \$30 million. CTA is exploring different methods of funding and implementing this project. This funding represents capital lease payments through 2003. Future funding will be required to buy out the lease.

Outyear funding of \$30,141,020 will be required to complete the scope of this project.

FINANCIAL SUMMARY:

	GRANTS		EXPENDITURES	OBLIGATIONS
Funded	\$ 0	1999	\$ 0	\$ 0
Pending	FY 1998 0	2000	2,000,000	2,000,000
	FY 1999 0	2001	2,060,000	2,060,000
	FY 2000 2,000,000	2002	2,121,800	2,121,800
	FY 2001 2,060,000	2003	2,185,453	2,185,453
	FY 2002 2,121,800	2004	0	0
	FY 2003 2,185,453			
	Total \$ 8,367,253		\$ 8,367,253	\$ 8,367,253
FY 1999-2003	Program \$ 8,367,253			

CHICAGO TRANSIT AUTHORITY FY 1999 - 2003 CAPITAL PROGRAM

PROJECT: 143.102 **CATEGORY:** Rail Stations

PROJECT TITLE: Improve Rail Station - Jefferson Park/O'Hare (ADA - VCA) (1998)

DESCRIPTION/JUSTIFICATION:

Upgrade the station to provide full accessibility in accordance with ADA standards.

FY 1999 funding will provide for the purchase and installation of elevators.

The Americans with Disabilities Act of 1990 requires that public transportation providers make key stations on their system readily accessible to and usable by individuals.

FINANCIAL SUMMARY:

GRANTS		EXPENDITURES		OBLIGATIONS	
Funded	\$	306,000	1999	\$	500,000
Pending	FY 1998	0	2000		7,500,000
	FY 1999	8,000,000	2001		0
	FY 2000	0	2002		0
	FY 2001	0	2003		0
	FY 2002	0	2004		0
	FY 2003	0			
	Total	\$ 8,306,000		\$	8,000,000
FY 1999-2003	Program	\$ 8,000,000			

CHICAGO TRANSIT AUTHORITY FY 1999 - 2003 CAPITAL PROGRAM

PROJECT: 143.104 **CATEGORY:** Rail Stations

PROJECT TITLE: Improve Rail Station - Logan Square/O'Hare (ADA - VCA) (2000)

DESCRIPTION/JUSTIFICATION:

Upgrade the station to provide full accessibility in accordance with ADA standards.

FY 1999 funding will provide for purchase, and installation of elevators.

The Americans with Disabilities Act of 1990 requires that public transportation providers make key stations on their system readily accessible to and usable by individuals with disabilities.

FINANCIAL SUMMARY:

GRANTS			EXPENDITURES			OBLIGATIONS		
Funded		\$ 345,000	1999	\$ 500,000		\$ 8,000,000		
Pending	FY 1998	0	2000	7,500,000		0		
	FY 1999	8,000,000	2001	0		0		
	FY 2000	0	2002	0		0		
	FY 2001	0	2003	0		0		
	FY 2002	0	2004	0		0		
	FY 2003	0						
	Total	\$ 8,345,000		\$ 8,000,000		\$ 8,000,000		
FY 1999-2003	Program	\$ 8,000,000						

CHICAGO TRANSIT AUTHORITY FY 1999 - 2003 CAPITAL PROGRAM

PROJECT: 143.113

CATEGORY: Rail Stations

PROJECT TITLE: Replace Escalators - Subways

DESCRIPTION/JUSTIFICATION:

Replace escalators in the State and Dearborn Subways. The State Street subway locations include: Lake/Randolph, North & Clybourn, Washington/Madison, Madison/Monroe, and Jackson/Van Buren. The Dearborn Subway locations include: Randolph/Washington, Madison/Monroe, Monroe/Adams, Jackson/Van Buren, Chicago and LaSalle.

The 15 Otis escalators in the State and Dearborn Subways, located from the platform to the mezzanine level, identified in this project, are over 40 years old. These escalators have been rehabilitated once since they were installed. The age of these escalators has made the cost of repairs prohibitive, since parts are worn and replacements are no longer available. Therefore, these escalators need to be replaced. The other escalators at these locations have been rehabilitated or replaced and are in good condition.

FINANCIAL SUMMARY:

GRANTS		EXPENDITURES		OBLIGATIONS	
Funded	\$ 0	1999	\$ 0	\$	0
Pending		2000			0
	FY 1998 0	2001	75,000		12,613,577
	FY 1999 0	2002	4,000,000		0
	FY 2000 0	2003	8,538,577		0
	FY 2001 12,613,577	2004	0		0
	FY 2002 0				
	FY 2003 0				
	<hr/>		<hr/>		<hr/>
Total	\$ 12,613,577		\$ 12,613,577	\$	12,613,577
FY 1999-2003	Program \$ 12,613,577				

CHICAGO TRANSIT AUTHORITY FY 1999 - 2003 CAPITAL PROGRAM

PROJECT: 143.132 **CATEGORY:** Rail Stations

PROJECT TITLE: Reconstruct Rail Station - Indiana/SML (ADA - VCA) (1995)

DESCRIPTION/JUSTIFICATION:

Reconstruct the Indiana/SML Station.

FY 1999 funding will provide for the construction of a station house at grade and the purchase and installation of elevators to make the station fully accessible and in compliance with ADA standards.

Future funding will provide for the station's construction.

The Indiana Station was reconstructed in 1996 as part of the Green Line project. This funding will provide full accessibility in compliance with ADA standards.

FINANCIAL SUMMARY:

GRANTS			EXPENDITURES		OBLIGATIONS
Funded		\$ 300,000		\$ 500,000	\$ 5,000,000
Pending	FY 1998	0	1999		
	FY 1999	5,000,000	2000	4,500,000	0
	FY 2000	0	2001	0	0
	FY 2001	0	2002	0	0
	FY 2002	0	2003	0	0
	FY 2003	0	2004	0	0
	Total	\$ 5,300,000		\$ 5,000,000	\$ 5,000,000
FY 1999-2003	Program	\$ 5,000,000			

CHICAGO TRANSIT AUTHORITY FY 1999 - 2003 CAPITAL PROGRAM

PROJECT: 143.149 **CATEGORY:** Rail Stations

PROJECT TITLE: Improve Rail Station - U of I - Halsted/Congress (ADA - VAC) (1998)

DESCRIPTION/JUSTIFICATION:

Upgrade the station to provide full accessibility in accordance with ADA standards.

FY 1999 funding will provide for the purchase and installation of an elevator and ramp reconstruction.

The Americans with Disabilities Act of 1990 requires that public transportation providers make key stations on their system readily accessible to and usable by individuals with disabilities.

FINANCIAL SUMMARY:

GRANTS			EXPENDITURES		OBLIGATIONS	
Funded	\$	365,000	1999	\$	500,000	\$ 6,000,000
Pending						
	FY 1998	0	2000	5,500,000		0
	FY 1999	6,000,000	2001	0		0
	FY 2000	0	2002	0		0
	FY 2001	0	2003	0		0
	FY 2002	0	2004	0		0
	FY 2003	0				
	Total	\$ 6,365,000		\$ 6,000,000		\$ 6,000,000
FY 1999-2003	Program	\$ 6,000,000				

CHICAGO TRANSIT AUTHORITY FY 1999 - 2003 CAPITAL PROGRAM

PROJECT: 150.001 **CATEGORY:** Rail Lines

PROJECT TITLE: Upgrade Safety Equipment- Subways

DESCRIPTION/JUSTIFICATION:

Design, purchase and install safety equipment in the State, Dearborn, O'Hare, and Logan Square Subways, including: tunnel pumps, exhaust fans and louvers.

FY 1999 funding provides for the replacement of drainage equipment in the subways. Designed and installed in the 1940's, this equipment should be replaced with modern, more effective equipment. Condition and performance of such equipment in the Kimball and O'Hare Subways was evaluated and needs to be improved, as well.

Existing subway pumping equipment in the Kimball Subway is over 25 years old, and in the State and Dearborn Subways is approximately 50 years old. All require replacement.

Outyear funding of \$154,358,274 will be required to complete the scope of this project.

FINANCIAL SUMMARY:

GRANTS			EXPENDITURES		OBLIGATIONS
Funded	\$	4,137,646	1999	\$ 0	\$ 0
Pending	FY 1998	0	2000	20,000	1,000,000
	FY 1999	0	2001	900,000	0
	FY 2000	1,000,000	2002	80,000	0
	FY 2001	0	2003	0	0
	FY 2002	0	2004	0	0
	FY 2003	0			
	Total	\$ 5,137,646		\$ 1,000,000	\$ 1,000,000
FY 1999-2003	Program	\$ 1,000,000			

CHICAGO TRANSIT AUTHORITY FY 1999 - 2003 CAPITAL PROGRAM

PROJECT: 161.018 **CATEGORY:** Rail Lines

PROJECT TITLE: Replace Signal System - Dearborn Street Subway

DESCRIPTION/JUSTIFICATION:

Replace block signal system with cab signals and interlockings. The work includes 17 miles of bi-directional signaling on both tracks, and interlockings at Evergreen, Grand and LaSalle Streets.

At the time of programmed reconstruction the Dearborn Street Subway will be 51 years old. The block signal system is in poor condition and has become obsolete, requiring intensive maintenance. Lack of spare parts also limits maintenance efforts. Signalling will be installed along 8.5 miles of right-of-way, extending from the Loomis Interlocking, through the Dearborn Subway, to the Evergreen Portal on the north.

FINANCIAL SUMMARY:

GRANTS			EXPENDITURES		OBLIGATIONS
Funded		\$ 0	1999	\$ 0	\$ 0
Pending	FY 1998	0	2000	100,000	3,182,700
	FY 1999	0	2001	500,000	0
	FY 2000	3,182,700	2002	4,500,000	32,342,838
	FY 2001	0	2003	36,468,347	6,042,809
	FY 2002	32,342,838	2004	0	0
	FY 2003	6,042,809			
Total		<u>\$ 41,568,347</u>		<u>\$ 41,568,347</u>	<u>\$ 41,568,347</u>
FY 1999-2003	Program	\$ 41,568,347			

CHICAGO TRANSIT AUTHORITY FY 1999 - 2003 CAPITAL PROGRAM

PROJECT: 161.022 **CATEGORY:** Rail Lines

PROJECT TITLE: Implement Workers Ahead Warning System

DESCRIPTION/JUSTIFICATION:

Design, purchase, and install "workers ahead" warning system at 63 locations where a motorman's ability to see workers on the right-of-way is restricted.

FY 1999 funding will design and install Workers Ahead Warning Systems at 16 - 20 locations.

The National Transportation Safety Board (NTSB), has recommended in areas with restricted visibility, indicators be provided signaling motormen that employees are working ahead on the right-of-way. Use of the Workers Ahead Warning System will reduce the potential for employee injury.

FINANCIAL SUMMARY:

GRANTS			EXPENDITURES		OBLIGATIONS
Funded	\$	725,000	1999	\$	721,000
Pending					
FY 1998		0	2000		742,630
FY 1999		721,000	2001		787,856
FY 2000		742,630	2002		835,837
FY 2001		787,856	2003		0
FY 2002		835,837	2004		0
FY 2003		0			
Total	\$	3,812,323		\$	3,087,323
FY 1999-2003 Program		\$		\$	3,087,323

CHICAGO TRANSIT AUTHORITY FY 1999 - 2003 CAPITAL PROGRAM

PROJECT: 162.020 **CATEGORY:** Rail Lines

PROJECT TITLE: Install Cab Signal System Congress Line - Portal to Desplaines

DESCRIPTION/JUSTIFICATION:

Replace the block signal system with modern cab signaling.

This funding will provide for the design of the Congress Signal System. The Congress Line was constructed in 1958, and aside from spot repairs, it has not been rehabilitated. The block signal system suffered failures in 1994, requiring intensive maintenance. Lack of spare parts has limited CTA's ability to keep the signal system in good working order.

Outyear funding of \$40,574,450 will be required to complete the scope of this project.

FINANCIAL SUMMARY:

GRANTS			EXPENDITURES		OBLIGATIONS		
Funded	\$	0	1999	\$	0	\$	0
Pending	FY 1998	0	2000		0		0
	FY 1999	0	2001		0		0
	FY 2000	0	2002		65,000		3,582,155
	FY 2001	0	2003		3,517,155		0
	FY 2002	3,582,155	2004		0		0
	FY 2003	0					
Total	\$	3,582,155		\$	3,582,155	\$	3,582,155
FY 1999-2003	Program	\$			3,582,155		

CHICAGO TRANSIT AUTHORITY FY 1999 - 2003 CAPITAL PROGRAM

PROJECT: 171.035

CATEGORY: Rail Lines

PROJECT TITLE: Renew Structure - Milwaukee (Logan Square Connector)

DESCRIPTION/JUSTIFICATION:

Replace column bases, rebuild deteriorated column tops, renew corroded top and bottom track stringer flange angles, replace cross girder flange angles, replace deteriorated low ties and fasteners, and replace bent and worn rail on the Milwaukee (Logan Square Connector) between the subway portals at Evergreen Avenue and Logan Square.

The components to be replaced are worn and old and require replacement in order to maintain safe and reliable service.

FINANCIAL SUMMARY:

GRANTS			EXPENDITURES		OBLIGATIONS
Funded		\$ 37,712,218	1999	\$ 0	\$ 0
Pending	FY 1998	0	2000	800,000	6,640,230
	FY 1999	0	2001	7,000,000	13,588,790
	FY 2000	6,640,230	2002	8,000,000	0
	FY 2001	13,588,790	2003	4,429,020	0
	FY 2002	0	2004	0	0
	FY 2003	0			
Total		\$ 57,941,238		\$ 20,229,020	\$ 20,229,020
FY 1999-2003	Program	\$ 20,229,020			

CHICAGO TRANSIT AUTHORITY FY 1999 - 2003 CAPITAL PROGRAM

PROJECT: 171.107

CATEGORY: Rail Lines

PROJECT TITLE: Rehab Structure - South Loop

DESCRIPTION/JUSTIFICATION:

Replace up to 183 of 313 column bases from Harrison to 18th Street, and replace structural elements where required, from Tower 12 to 18th Street. Also included is protective coating. Prior funding provided for the replacement of 130 columns bases and associated structure replacement. Programmed funding provides for protective coating and the remainder of steel structure renewal.

The 183 column bases in the scope of this project were originally constructed in 1891 and required replacement due to deterioration. The structure has settled at numerous locations resulting in poor profile of the elevated track. Partial structure rehabilitation has been undertaken where required.

Funds shown will complete steel structure rehabilitation and provide for removal of lead-based paint from the existing structure and recoating of the entire structure.

FINANCIAL SUMMARY:

GRANTS		EXPENDITURES		OBLIGATIONS	
Funded	\$	14,670,000	1999	\$	0
Pending	FY 1998	0	2000	50,000	10,030,000
	FY 1999	0	2001	5,000,000	0
	FY 2000	10,030,000	2002	4,980,000	0
	FY 2001	0	2003	0	0
	FY 2002	0	2004	0	0
	FY 2003	0			
Total	\$	24,700,000		\$	10,030,000
FY 1999-2003	Program	\$			10,030,000

CHICAGO TRANSIT AUTHORITY FY 1999 - 2003 CAPITAL PROGRAM

PROJECT: 171.207 **CATEGORY:** Rail Lines

PROJECT TITLE: Protective Coating-Ravenswood - River to Chicago Avenue

DESCRIPTION/JUSTIFICATION:

Remove lead-based paint and recoat the structure with an environmentally safe coating material on the Ravenswood Line from approximately the Chicago River to Chicago Avenue.

The existing coating on the CTA's rapid transit Ravenswood Line structure is lead-based and represents a potential health hazard, during structural rehabilitation, to workers and the general public. In accordance with EPA regulations governing the removal of hazardous material, it will be necessary to remove the existing lead-based coating to eliminate this health hazard. The structure must then be recoated, as necessary, using an environmentally safe material. Removal of the lead will decrease rehabilitation costs by eliminating the need to protect workers and the public from hazardous lead by-products during structural rehabilitation. The recoating of the structure will allow it to reach its maximum life.

FINANCIAL SUMMARY:

GRANTS		EXPENDITURES		OBLIGATIONS
Funded	\$	0	1999	\$ 0
Pending	FY 1998	0	2000	2,389,600
	FY 1999	0	2001	0
	FY 2000	2,389,600	2002	0
	FY 2001	0	2003	0
	FY 2002	0	2004	0
	FY 2003	0		
	Total	\$ 2,389,600		\$ 2,389,600
FY 1999-2003	Program	\$ 2,389,600		

CHICAGO TRANSIT AUTHORITY FY 1999 - 2003 CAPITAL PROGRAM

PROJECT: 171.208 CATEGORY: Rail Lines

PROJECT TITLE: Protective Coating South Loop - Van Buren to 18th Street

DESCRIPTION/JUSTIFICATION:

Remove lead-based paint and recoat the structure with an environmentally safe coating material on the South Loop elevated structure from approximately Van Buren Street to 18th Street.

The existing coating on the CTA's South Loop elevated rapid transit structure is lead-based and represents a potential health hazard, during structural rehabilitation, to workers and the general public. In accordance with EPA regulations governing the removal of hazardous material, it will be necessary to remove the existing lead-based coating to eliminate this health hazard. The structure must then be recoated, as necessary, using an environmentally safe material. Removal of the lead will decrease rehabilitation costs by eliminating the need to protect workers and the public from hazardous lead by-products during structural rehabilitation. The recoating of the structure will allow it to reach its maximum life.

FINANCIAL SUMMARY:

<u>GRANTS</u>		<u>EXPENDITURES</u>		<u>OBLIGATIONS</u>	
Funded	\$	0	1999	\$	0
Pending	FY 1998	0	2000	10,000	482,040
	FY 1999	0	2001	400,000	0
	FY 2000	482,040	2002	72,040	0
	FY 2001	0	2003	0	0
	FY 2002	0	2004	0	0
	FY 2003	0			
Total	\$	482,040		\$	482,040
FY 1999-2003	Program	\$			482,040

CHICAGO TRANSIT AUTHORITY FY 1999 - 2003 CAPITAL PROGRAM

PROJECT: 171.810 CATEGORY: Rail Lines

PROJECT TITLE: Rehab Structure - Armitage to Lawrence

DESCRIPTION/JUSTIFICATION:

Repair or replace on an annual basis deteriorated column bases, footings, and associated components supporting the elevated track structure.

FY 1999 funding will provide for the renewal of up to 40 contiguous column bases and associated components of the structure from Newport Street (Bent 6046) to Cornelia Avenue (Bent 6055).

The column bases, footings, and structural elements to be repaired are original construction. Due to the deterioration of the column bases and footings, the structure sometimes settles. Renewal work will provide a proper track profile and alignment. Column bases identified for renewal within funded line renovation projects will not be considered for inclusion in this program.

FINANCIAL SUMMARY:

GRANTS		EXPENDITURES		OBLIGATIONS
Funded	\$ 600,000	1999	\$ 60,000	\$ 618,000
Pending	FY 1998 0	2000	600,000	636,540
	FY 1999 618,000	2001	600,000	675,305
	FY 2000 636,540	2002	700,000	716,431
	FY 2001 675,305	2003	700,000	760,061
	FY 2002 716,431	2004	746,337	0
	FY 2003 760,061			
Total	\$ 4,006,337		\$ 3,406,337	\$ 3,406,337
FY 1999-2003	Program \$ 3,406,337			

CHICAGO TRANSIT AUTHORITY FY 1999 - 2003 CAPITAL PROGRAM

PROJECT: 172.006 **CATEGORY:** Rail Lines

PROJECT TITLE: Protective Coating for Bridges - Yellow & Purple Lines

DESCRIPTION/JUSTIFICATION:

Remove lead-based paint and recoat the structure with an environmentally safe coating material on seven Evanston bridges. Apply environmentally safe coating material on two Skokie bridges.

FY 1999 will provide for installation and labor for removal and recoating and associated activities on the McCormick Boulevard Bridge/Skokie. Prior funding provided for the protective coating of the Skokie Blvd. bridge in Skokie IL. Future funding will provide for removal and recoating of bridges at: University Place, Elgin, Emerson, Noyes, Ridge/Lincoln, No. Shore Channel, and South Blvd. all in Evanston IL.

Paint on the Evanston Bridges is in poor condition while the Skokie bridges have never been painted. In accordance with EPA regulations governing the removal of hazardous material, it will be necessary to remove the existing lead-based coating to eliminate any potential health hazard. Removal of the lead will decrease future rehabilitation costs by eliminating the need to protect workers and the public from hazardous lead by-products during structural rehabilitation. The recoating will allow the bridges to reach their maximum design life.

FINANCIAL SUMMARY:

GRANTS			EXPENDITURES			OBLIGATIONS		
Funded		\$ 500,000	1999	\$ 35,000	\$ 1,700,000			
Pending	FY 1998	0	2000	1,000,000	2,462,730			
	FY 1999	1,700,000	2001	665,000	0			
	FY 2000	2,462,730	2002	650,000	1,231,503			
	FY 2001	0	2003	2,200,000	0			
	FY 2002	1,231,503	2004	844,233	0			
	FY 2003	0						
	Total	\$ 5,894,233		\$ 5,394,233	\$ 5,394,233			
FY 1999-2003	Program	\$ 5,394,233						

CHICAGO TRANSIT AUTHORITY FY 1999 - 2003 CAPITAL PROGRAM

PROJECT: 173.022 **CATEGORY:** Rail Lines

PROJECT TITLE: Rehab Viaducts - Purple Line

DESCRIPTION/JUSTIFICATION:

Rehabilitate viaducts and retaining walls. Work includes concrete deck repairs, pier replacement, abutment and wall reinforcement. On the Evanston Line from Howard north to Emerson, four viaducts will be replaced and seven rehabilitated, along with concrete retaining walls.

Initial funding will provide for design of viaduct and retaining wall repair/replacement.

The concrete bridges were built in 1920's and the annual freeze-thaw cycles have deteriorated the concrete to the point that viaducts are currently shored to maintain a safe operating condition. After each freeze-thaw cycle, inspections uncover additional deterioration to the concrete structures.

Outyear funding of \$10,863,755 will be required to complete the scope of this project.

FINANCIAL SUMMARY:

GRANTS			EXPENDITURES			OBLIGATIONS		
Funded	\$	0	1999	\$	0	\$		0
Pending	FY 1998	0	2000		0			0
	FY 1999	0	2001		25,000			1,311,272
	FY 2000	0	2002		3,200,000			1,962,361
	FY 2001	1,311,272	2003		8,000,000			11,374,737
	FY 2002	1,962,361	2004		3,423,370			0
	FY 2003	11,374,737						
	Total	<u>\$ 14,648,370</u>			<u>\$ 14,648,370</u>			<u>\$ 14,648,370</u>
FY 1999-2003	Program	\$ 14,648,370						

CHICAGO TRANSIT AUTHORITY FY 1999 - 2003 CAPITAL PROGRAM

PROJECT: 181.810 **CATEGORY:** Rail Lines

PROJECT TITLE: Renew R.O.W. - Systemwide

DESCRIPTION/JUSTIFICATION:

Renew rail right-of-way systemwide.

This FY 1999 funding will provide for repair and installation of footwalk, track systems, power distribution, signal, and communications systems as identified through systematic inspection procedures.

Track and power distribution/signal/communications systems with defects need immediate repairs. Many of the right-of-way components have reached the end of their useful service life and require renewal in order to maintain a safe and acceptable level of service. Slow zones must be imposed where sections of track, power, or signal do not meet operating standards. These improvements must be made to ensure continued quality rail operations and minimize delays to the riding public.

Future funding will be needed for additional repairs, under other projects.

FINANCIAL SUMMARY:

GRANTS		EXPENDITURES		OBLIGATIONS	
Funded	\$ 0	1999	\$ 800,000	\$	2,060,000
Pending	FY 1998 0	2000	2,000,000		2,121,800
	FY 1999 2,060,000	2001	2,000,000		2,251,018
	FY 2000 2,121,800	2002	2,100,000		2,300,454
	FY 2001 2,251,018	2003	2,500,000		2,533,538
	FY 2002 2,300,454	2004	1,866,810		0
	FY 2003 2,533,538				
Total	\$ 11,266,810		\$ 11,266,810	\$	11,266,810
FY 1999-2003	Program \$ 11,266,810				

CHICAGO TRANSIT AUTHORITY FY 1999 - 2003 CAPITAL PROGRAM

PROJECT: 186.025 **CATEGORY:** Rail Lines

PROJECT TITLE: Renew Dan Ryan Special Work - 10 Locations

DESCRIPTION/JUSTIFICATION:

Renew special trackwork between the terminal at 95th Street and the Cermak Station on the Dan Ryan Line, including the engineering, preparation of contract documents, fabrication and installation of new crossovers to replace existing diamonds.

The Dan Ryan special trackwork are the original track components which have been subject to heavy repeated train loading since service began in 1969. Due to geometry and profile, the components have greatly worn requiring removal of portions of the special trackwork to maintain operations.

FINANCIAL SUMMARY:

GRANTS			EXPENDITURES		OBLIGATIONS	
Funded	\$	0	1999	\$ 0	\$	0
Pending	FY 1998	0	2000	0		0
	FY 1999	0	2001	263,600		12,236,400
	FY 2000	0	2002	5,000,000		0
	FY 2001	12,236,400	2003	7,000,000		0
	FY 2002	0	2004	0		0
	FY 2003	0				
	Total	\$ 12,236,400		\$ 12,263,600	\$	12,236,400
FY 1999-2003	Program	\$ 12,236,400				

CHICAGO TRANSIT AUTHORITY FY 1999 - 2003 CAPITAL PROGRAM

PROJECT: 187.037 **CATEGORY:** Rail Lines

PROJECT TITLE: Renew Footwalk on Ravenswood - Chicago to Armitage

DESCRIPTION/JUSTIFICATION:

Replacement of wooden footwalk from Chicago Avenue to Armitage on the Ravenswood, with low maintenance, durable fiberglass footwalk material.

This project will replace deteriorated wooden footwalks with fiberglass material on the elevated structure. The footwalks are used for access by maintenance personnel, for the temporary storage of materials during maintenance or construction work, and more importantly, as an emergency walk for passengers. The footwalks are located along tracks on all sections of the elevated structure. Replacement is essential to avoid hazardous conditions.

FINANCIAL SUMMARY:

GRANTS			EXPENDITURES		OBLIGATIONS
Funded	\$	0	1999	\$ 0	\$ 0
Pending	FY 1998	0	2000	0	0
	FY 1999	0	2001	25,000	1,239,090
	FY 2000	0	2002	1,000,000	0
	FY 2001	1,239,090	2003	214,090	0
	FY 2002	0	2004	0	0
	FY 2003	0			
Total	\$	1,239,090		\$ 1,239,090	\$ 1,239,090
FY 1999-2003	Program	\$ 1,239,090			

CHICAGO TRANSIT AUTHORITY FY 1999 - 2003 CAPITAL PROGRAM

PROJECT: 187.038 **CATEGORY:** Rail Lines

PROJECT TITLE: Renew Footwalk on North Main Line - Belmont to Leland

DESCRIPTION/JUSTIFICATION:

Replacement of wooden footwalk from Belmont Avenue to Leland on the North Main Line, with low maintenance, durable fiberglass footwalk material.

This project will replace deteriorated wooden footwalks with fiberglass material on the elevated structure. The footwalks are used for access by maintenance personnel, for the temporary storage of materials during maintenance or construction work, and more importantly, as an emergency walk for passengers. The footwalks are located along tracks on all sections of the elevated structure. Replacement is essential to avoid hazardous conditions.

FINANCIAL SUMMARY:

GRANTS		EXPENDITURES		OBLIGATIONS	
Funded	\$ 0	1999	\$ 0	\$	0
Pending	FY 1998	2000	0		0
	FY 1999	2001	80,000		4,011,850
	FY 2000	2002	3,000,000		0
	FY 2001	2003	931,850		0
	FY 2002	2004	0		0
	FY 2003				
	Total	\$ 4,011,850		\$ 4,011,850	\$
FY 1999-2003	Program \$ 4,011,850				

CHICAGO TRANSIT AUTHORITY FY 1999 - 2003 CAPITAL PROGRAM

PROJECT: 190.033

CATEGORY: Miscellaneous

PROJECT TITLE: Implement Quality Assurance Program

DESCRIPTION/JUSTIFICATION:

Develop and implement a Quality Assurance Program for capital program management functions in accordance with federal regulations.

FY 1999 and subsequent funding will provide for ongoing implementation of the Quality Assurance Program.

The Quality Assurance Program ensures that the Chicago Transit Authority's Capital Program adheres to quality standards, in accordance with federal regulations, and best practices in the construction industry.

FINANCIAL SUMMARY:

GRANTS			EXPENDITURES			OBLIGATIONS		
Funded	\$	1,930,401	1999	\$	319,300	\$	319,300	
Pending	FY 1998	0	2000		328,879		328,879	
	FY 1999	319,300	2001		348,908		348,908	
	FY 2000	328,879	2002		370,155		370,155	
	FY 2001	348,908	2003		392,699		392,699	
	FY 2002	370,155	2004		0		0	
	FY 2003	392,699						
	Total	<u>\$ 3,690,342</u>		<u>\$</u>	<u>1,759,941</u>	<u>\$</u>	<u>1,759,941</u>	
FY 1999-2003	Program	\$ 1,759,941						

CHICAGO TRANSIT AUTHORITY FY 1999 - 2003 CAPITAL PROGRAM

PROJECT: 193.810 **CATEGORY:** Miscellaneous

PROJECT TITLE: Miscellaneous & Unanticipated Capital

DESCRIPTION/JUSTIFICATION:

This project will fund capital investment needs which arise from time to time and must be addressed in order to maintain efficient service.

These funds permit CTA to respond to capital needs which could not be anticipated in advance, but must be addressed in a timely fashion.

FINANCIAL SUMMARY:

GRANTS		EXPENDITURES		OBLIGATIONS	
Funded	\$ 1,000,000	1999	\$ 1,000,000	\$	1,000,000
Pending	FY 1998 0	2000	1,030,000		1,030,000
	FY 1999 1,000,000	2001	1,060,900		1,060,900
	FY 2000 1,030,000	2002	1,092,727		1,092,727
	FY 2001 1,060,900	2003	812,875		812,875
	FY 2002 1,092,727	2004	0		0
	FY 2003 812,875				
	Total \$ 5,996,502		\$ 4,996,502	\$	4,996,502
FY 1999-2003	Program \$ 4,996,502				

CHICAGO TRANSIT AUTHORITY FY 1999 - 2003 CAPITAL PROGRAM

PROJECT: 194.115 **CATEGORY:** Rail Lines

PROJECT TITLE: FTA 5309 New Start - Ravenswood

DESCRIPTION/JUSTIFICATION:

Provide for the capacity expansion of the Ravenswood Line from Kimball Terminal to Tower 18 in the Loop.

FY 1999 funding will provide for continued design of various elements of the project.

The elevated portion of the Ravenswood route was constructed between 1893 and 1910 from Belmont to Campbell, and extended at grade to its present terminal in the 1910's. It includes 19 stations, and serves approximately 104,000 riders each weekday. Ridership has grown for twenty years at a compounded annual rate of 1.7%, and rush hour trains are crush-loaded. The Line's market area continues to redevelop, and potential riders are being discouraged from using the Ravenswood Line due to crowded conditions. Several CTA lines operate eight-car trains, but the Ravenswood Line is limited to six-car trains due to station platform length. Lengthening all platforms to accommodate eight-car trains, straightening tight S-curves which slow operations, and selected yard improvements will substantially increase capacity.

Issues: Funding in 2000 through 2003 includes local share which has not yet been secured for this project.

FINANCIAL SUMMARY:

GRANTS		EXPENDITURES	OBLIGATIONS
Funded	\$ 4,900,000	1999 \$ 40,000	\$ 2,144,083
Pending	FY 1998 0	2000 1,500,000	74,375,000
	FY 1999 2,144,083	2001 60,403,823	74,375,000
	FY 2000 74,375,000	2002 89,610,000	74,375,000
	FY 2001 74,375,000	2003 89,610,000	74,375,000
	FY 2002 74,375,000	2004 58,480,260	0
	FY 2003 74,375,000		
Total	\$ 304,544,083	\$ 299,644,083	\$ 299,644,083
FY 1999-2003 Program	\$ 299,644,083		

CHICAGO TRANSIT AUTHORITY FY 1999 - 2003 CAPITAL PROGRAM

PROJECT: 194.117 **CATEGORY:** Rail Lines

PROJECT TITLE: FTA 5309 New Start - Douglas

DESCRIPTION/JUSTIFICATION:

Provide for the reconstruction of the Douglas Branch from 54th/Cermak in Cicero through the incline connection to the Congress Branch.

FY 1999 funding will provide for continued design of various elements of the project.

The Engineering Condition Assessment indicates the presence of an improper structure profile on the elevated structure which has led to the identification of a permanent slow zone from 18th to Polk Street. Modest structure renewal has kept the line open, but major work on the terminal, rail stations, signal and communications, structure and foundations is needed to keep the line open and restore the normal operating speed on the line. Recent accelerated deterioration of foundations have led to an increase in maintenance costs and amount of slow orders on this line.

Issues: Funding in 2000 through 2003 includes local share which has not yet been secured for this project.

FINANCIAL SUMMARY:

GRANTS		EXPENDITURES		OBLIGATIONS
Funded	\$ 13,200	1999	\$ 40,000	\$ 2,144,083
Pending		2000		
	FY 1998 0		1,500,000	97,813,000
	FY 1999 2,144,083	2001	64,455,083	97,813,000
	FY 2000 97,813,000	2002	117,376,000	97,813,000
	FY 2001 97,813,000	2003	117,376,000	97,813,000
	FY 2002 97,813,000	2004	92,649,000	0
	FY 2003 97,813,000			
Total	\$ 393,409,283		\$ 393,396,083	\$ 393,396,083

FY 1999-2003 Program \$ 393,396,083

CHICAGO TRANSIT AUTHORITY FY 1999 - 2003 CAPITAL PROGRAM

PROJECT: 196.001 **CATEGORY:** Rail Lines

PROJECT TITLE: Rehabilitate Rail Lines (Congress)

DESCRIPTION/JUSTIFICATION:

This FY 1999 funding will provide for the purchase and installation of rail infrastructure components for the Congress Line.

Prior funding has provided for reconstruction of at grade portions of the Line.

The Eisenhower Expressway segment of the Congress Line was constructed in 1958. It has not received any major rehabilitative work since its original construction and is in immediate need of repair. The structural, track, power and communication components to be renewed under this program, identified through maintenance inspections, require immediate attention. Defects such as cracks and corrosion on the elevated bridge structure decrease structural integrity and reliability. Sections of track also require immediate attention. Timely preservation actions will forestall service disruptions.

FINANCIAL SUMMARY:

GRANTS		EXPENDITURES		OBLIGATIONS	
Funded	\$ 12,794,786	1999	\$ 4,000,000	\$	7,956,750
Pending					
FY 1998	0	2000	6,000,000		6,880,452
FY 1999	7,956,750	2001	4,837,202		0
FY 2000	6,880,452	2002	0		0
FY 2001	0	2003	0		0
FY 2002	0	2004	0		0
FY 2003	0				
Total	\$ 27,631,988		\$ 14,837,202	\$	14,837,202
FY 1999-2003 Program	\$ 14,837,202				

CHICAGO TRANSIT AUTHORITY FY 1999 - 2003 CAPITAL PROGRAM

PROJECT: 202.147 **CATEGORY:** Miscellaneous

PROJECT TITLE: Master Plan - North Park

DESCRIPTION/JUSTIFICATION:

Develop a Master Plan to evaluate operational and maintenance requirements necessary for the renovation and moderation of North Park Garage. To be included in this evaluation are the following elements: an examination of existing Garage activities to determine areas requiring replacement and /or consolidation, identification of design criteria required to modernize the Garage; and identification of potential staging for reconstruction.

FY 1999 funding will provide for consultant services to develop and complete the Master Plan Study.

North Park Garage was constructed in 1957. The Garage is antiquated and requires renovation and modernization. A Master Plan must be developed prior to renovation of the Garage in order to best utilize existing resources and to determine operational, maintenance, and space requirements, including power and mechanical systems. Development of a Master Plan prevents duplication of work, enables staging of construction so that the Garage may remain operational during renovation, and determines future funding requirements.

FINANCIAL SUMMARY:

GRANTS			EXPENDITURES		OBLIGATIONS
Funded	\$	0	1999	\$	500,000
Pending					
	FY 1998	0	2000	300,000	0
	FY 1999	500,000	2001	190,000	0
	FY 2000	0	2002	0	0
	FY 2001	0	2003	0	0
	FY 2002	0	2004	0	0
FY 2003	0				
Total	\$	500,000		\$	500,000
FY 1999-2003 Program	\$	500,000		\$	500,000

CHICAGO TRANSIT AUTHORITY FY 1999 - 2003 CAPITAL PROGRAM

PROJECT: 202.184 **CATEGORY:** Miscellaneous

PROJECT TITLE: New Residents Marketing Program (CMAQ)

DESCRIPTION/JUSTIFICATION:

Implement a marketing program to "reach out" to people who have moved into and within CTA's service area with information about CTA service in an effort to encourage them to use CTA.

CTA's Planning Department estimates that 200,000 households move into and within CTA's service area each year. Under this project, CTA will provide useful information, which may include free ride coupons, maps, merchant discount tie-ins, or other incentives, to those who may be unfamiliar with the range of service CTA provides. Metra has a similar program which they consider a success.

FINANCIAL SUMMARY:

GRANTS				EXPENDITURES		OBLIGATIONS	
Funded	\$	0	1999	\$	150,000	\$	200,000
Pending							
	FY 1998	0	2000		50,000		0
	FY 1999	200,000	2001		0		0
	FY 2000	0	2002		0		0
	FY 2001	0	2003		0		0
	FY 2002	0	2004		0		0
	FY 2003	0					
	Total	\$ 200,000		\$	200,000	\$	200,000
FY 1999-2003	Program	\$ 200,000					

CHICAGO TRANSIT AUTHORITY FY 1999 - 2003 CAPITAL PROGRAM

PROJECT: 202.191 **CATEGORY:** Miscellaneous

PROJECT TITLE: Corporate Relocation Assistance Program (CMAQ)

DESCRIPTION/JUSTIFICATION:

Implement a program to encourage use of the CTA System by employees of corporations who are relocating to within the CTA service area.

This program will address the ongoing need to "reach out" to employees of companies that are relocating and to encourage the use of public transit to their new work site. The program is designed to identify the transportation needs of each relocating company and provide long-term transit solutions encouraging the use of CTA as opposed to driving. By diverting former and potential auto users, the program serves to generate a net gain in transit ridership.

FINANCIAL SUMMARY:

GRANTS		EXPENDITURES		OBLIGATIONS			
Funded	\$	0	1999	\$	150,000	\$	200,000
Pending	FY 1998	0	2000		50,000		0
	FY 1999	200,000	2001		0		0
	FY 2000	0	2002		0		0
	FY 2001	0	2003		0		0
	FY 2002	0	2004		0		0
	FY 2003	0					
	Total	\$	200,000	\$	200,000	\$	200,000
FY 1999-2003	Program	\$	200,000				

CHICAGO TRANSIT AUTHORITY FY 1999 - 2003 CAPITAL PROGRAM

PROJECT: 202.192 **CATEGORY:** Miscellaneous

PROJECT TITLE: New Employee Program (CMAQ)

DESCRIPTION/JUSTIFICATION:

Implement a program to encourage the use of the CTA system by newly hired employees of companies who currently participate in CTA's transit fare programs

This project will target every employee that either changes location with a specific company or changes jobs. Its main focus will be to decrease the number of single occupancy vehicles that are on the roadways and provide incentives to use public transit.

FINANCIAL SUMMARY:

GRANTS		EXPENDITURES		OBLIGATIONS			
Funded	\$	0	1999	\$	75,000	\$	100,000
Pending	FY 1998	0	2000		25,000		0
	FY 1999	100,000	2001		0		0
	FY 2000	0	2002		0		0
	FY 2001	0	2003		0		0
	FY 2002	0	2004		0		0
	FY 2003	0					
	Total	\$	100,000		\$	100,000	\$
FY 1999-2003 Program		\$	100,000				

CHICAGO TRANSIT AUTHORITY FY 1999 - 2003 CAPITAL PROGRAM

PROJECT: 202.400 **CATEGORY:** Miscellaneous

PROJECT TITLE: Flexible Service Initiatives

DESCRIPTION/JUSTIFICATION:

This project will provide for the ongoing development, implementation and refinement of a series of flexible service initiatives.

In several locations of the service area there is insufficient use of rapid transit or bus service at certain times (midday, evenings, and weekends) to continue to maintain fixed-route service. This project will test and explore the cost effectiveness and practicality of providing service in low transit demand areas and/or time periods. Service will be tailored to community needs, using vans or small buses and include a variety of programs such as route and point deviation, subscription, and dial-a-ride or share-a-ride taxi services.

FINANCIAL SUMMARY:

GRANTS		EXPENDITURES		OBLIGATIONS	
Funded	\$ 200,000	1999	\$ 0	\$	0
Pending					
FY 1998	0	2000	318,270		318,270
FY 1999	0	2001	337,653		337,653
FY 2000	318,270	2002	358,215		358,215
FY 2001	337,653	2003	380,030		380,030
FY 2002	358,215	2004	0		0
FY 2003	380,030				
Total	\$ 1,594,168		\$ 1,394,168	\$	1,394,168
FY 1999-2003 Program	\$ 1,394,168				

CHICAGO TRANSIT AUTHORITY FY 1999 - 2003 CAPITAL PROGRAM

PROJECT: 203.800 **CATEGORY:** Miscellaneous

PROJECT TITLE: Capital Asset Preservation Program (Cap) - 100%

DESCRIPTION/JUSTIFICATION:

Public funding to be utilized for capital eligible activities, such as heavy maintenance and rehabilitation of vehicles and facilities. Specific projects will be defined each year.

FINANCIAL SUMMARY:

GRANTS			EXPENDITURES		OBLIGATIONS
Funded	\$	0	1999	\$	0
Pending	FY 1998	0	2000	8,480,746	8,480,746
	FY 1999	0	2001	8,366,092	8,366,092
	FY 2000	8,480,746	2002	9,119,921	9,119,921
	FY 2001	8,366,092	2003	0	0
	FY 2002	9,119,921	2004	0	0
	FY 2003	0			
	Total	\$ 25,966,759		\$ 25,966,759	\$ 25,966,759
FY 1999-2003	Program	\$ 25,966,759			